



INTRODUCING THE

DESK + TABLE RANGE

CONFIGURE | CUSTOMISE | COLLABORATE

TOP MARKS FOR TABLES AND DESKS.

Today's desks and tables have come a long way from some of the unimaginative school furniture of the past.

Take a look at our new Desk + Table range, and you will be amazed at the variety on offer. Desks that allow you to work sitting down or standing up, tables that flip and fold, and a whole collection of geometrical shapes and patterns which can be arranged in a multitude of creative ways to encourage collaborative learning.

We've a whole range of sizes to suit kindergartens to colleges. From classroom classics to clever collaborative designs, you'll find them all at Office Line.

Office Line. Top of the class in educational furniture.

Office Line is an Australian company who have been supplying kindergartens, schools and colleges with quality furniture and fittings since 1988.

We can provide everything from a few chairs and desks to a complete classroom, library or office fit out.

Our expertise lies in understanding the specialist needs of the education sector. As an independent company, we're not limited to one supplier. We're free to choose from a wide selection of high-quality products which means we can always find the most suitable solution at the most competitive price.

Office Line
9 Tacoma Circuit
Canning Vale WA 6155
Phone 1800 333 116
Email info@officeline.com.au
www.officeline.com.au





NOT ALL DESKS ARE BUILT THE SAME.

We've worked in the education sector for over 30 years, so we know what to look for in a desk. It has to be ergonomically-designed but also tough and hard-wearing to stand the rigours of the classroom. All our desks score top marks on these features and are available in a range of shapes and sizes to suit anywhere from a pre-school environment to the school principal's office.

EDUFLEX – CLASSROOM DESKS

The Office Line Eduflex desk range is a comprehensive suite of education desks that can be tailored to suit any age and size of students throughout their school years. Manufactured using sturdy materials relevant to heavy duty use. Standard desk top dimensions are listed with non-standard sizes available upon request.



EDUFLEX – SINGLE DESK



EDUFLEX – SINGLE T LEG DESK WITH TRAY



EDUFLEX – DOUBLE DESK



EDUFLEX – DOUBLE T LEG DESK WITH TRAYS

FEATURES

- › Range offers single and double sizes
- › Various leg types to suit different desk arrangements
- › Optional tray storage below desk top
- › Custom colours and sizes

USES

- › Education desks



SPECIFICATIONS

EDUFLEX – SINGLE DESKS

600w x 600d



Eduflex – Single Desk
720h



Eduflex – Single Stacking Desk
720h



Eduflex – Single T Leg Desk
720h



Eduflex – Single T Leg Adjustable Desk
720h



Eduflex – Single Height Adjustable Desk
525, 580, 635, 695, 720, 750 heights

EDUFLEX – DOUBLE DESKS

1200w x 600d



Eduflex – Double Desk
720h



Eduflex – Double T Leg Desk
720h



Eduflex – Double Height Adjustable Desk
525, 580, 635, 695, 720, 750 heights

EDUFLEX T LEG – WITH TRAYS










Eduflex – Single T Leg Desk with tray
600w x 600d x 525h
580, 635, 695, 720, 750 heights



Eduflex – Double T Leg Desk with tray
1200w x 600d x 525h
580, 635, 695, 720, 750 heights

COLOURS

Other colours available to quote

Top		ABS Edge		Base		
						
Seal Grey	White	Seal Grey	White	Precious Silver Pearl	White	Black

DETAILS



Adjustable Leg



Trays
Refer to Grannells tray selection in the Colour Range brochure



Castor

*Other sizes available to match existing or to complement other furniture specifications.

EDUFLEX – CLASSIC

The Eduflex Classic range offers a diverse suite of complementing surfaces to use with the Eduflex standard classroom desks. Manufactured using sturdy materials relevant to heavy duty use. Standard top dimensions are listed with non standard sizes available upon request.



Eduflex Classic Flip Table.

FEATURES

- › Suitable for individual or group combinations
- › Custom sizes and colours available
- › Alternative leg types
- › Seated and bench height options

USES

- › General classroom, training rooms and libraries.



SPECIFICATIONS

EDUFLEX – RECTANGULAR TABLE

1500l x 750d x 720h



Available in 600, 750, 900 depths and 900, 1200, 1500, 1800, 2100, 2400 lengths

EDUFLEX – ROUND TABLE



720h x 900 diameter
Available in 900, 1200, 1500, 1800 diameters

EDUFLEX – FLIP TABLE

1500l x 750d x 720h



Stellar frame option also available, black and polished aluminum frame.

Available in 600, 750, 900 depths, 1200, 1500, 1800, 2100 lengths and heights up to 900mm
In two frame types relative to top size

EDUFLEX – TALL BENCH

1500l x 750d x 900h



Available in 600, 750, 900 depths and 900, 1200, 1500, 1800, 2100, 2400 lengths



Optional lower level shelf or brace rail

EDUFLEX – COMPUTER BEAM











Single stand-alone beam
Available in 600, 750 depths and 1200, 1500, 1800 lengths.
Most common sizes 1500l x 750d x 720h (2 computer station) or 1800l (3 computer station).
Perforated steel modesty panel for selected sizes of fixed height models.



Custom sizes available including corner sections
L leg base option.
Cable tidy – tray built into frame which joins the two legs.
Particularly suitable for computer rooms and labs.

COLOURS

Other colours available to quote

Top	ABS Edge	Base or Feet
 Seal Grey  White	 Seal Grey  White	 Precious Silver Pearl  Polished Aluminum  Black  White

*Range of sizes and additional specifications are available upon request.

EDUFLEX – WORK BENCHES

Office Line offer a range of traditional style, quality and robust benches suitable for specific educational purposes.



FEATURES

- › Solid tops
- › With or without underneath storage
- › Multiple size options.

USES

- › Education sector and trade training centres.



SPECIFICATIONS

EDUFLEX – METALWORK BENCH



With or without underneath storage.

1200w x 1200d x 860h – 4 station
1200w x 940d x 860h – 2 station

EDUFLEX – WOODWORK BENCH



With or without underneath storage.

1200w x 1200d x 860h – 4 station
1200w x 940d x 860h – 2 station

EDUFLEX – TEACHERS DEMONSTRATION BENCH



Includes:
1 x metalwork and
1 x woodwork vice.

1770w x 645d x 890h

MK ONE COMPAC TABLE

A truly versatile product. Suitable for high volume indoor use.



EN CLASSIC CHAIR



EN ONE CHAIR



INVERTED STACKING


FEATURES

- › Manufactured in one piece polypropylene
- › Inverted stacking for storage
- › This table marries perfectly with our EN ONE chairs
- › Available in blue and charcoal
- › Available for hire

USES

- › Great for exams and events.







LET'S WORK TOGETHER.

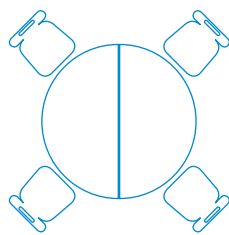
Collaborative learning is not only a great way to teach, it can also be a lot of fun and our Collaborative Range has been chosen to reflect that.

We offer a range of shapes including petals, semi-circles, half moons and trapezoids which can be joined together in a staggering array of different configurations to suit any space or learning style.

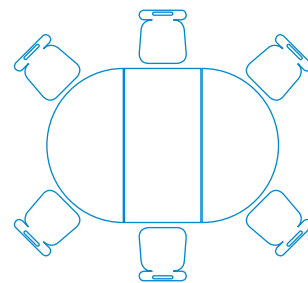
Our Collaborative Range is available in neutral shades as well a selection of bolder colours for a more creative look to the classroom or library.

EDUFLEX – COLLABORATIVE SEMI-CIRCLE

Use in single and multiple. Add to a rectangular table to create an oval



Semi-circle circle layout



Semi-circle oval layout

FEATURES

- › Top available in standard or custom colours and materials
 - › Heavy duty welded frame powder coated in standard or custom colours
 - › Also available in height adjustable version.
 - › Add braked castors for mobility
 - › Coloured ABS edging available
- 16 › Refer to our Fabrics and Finishes Guide for colour options

USES

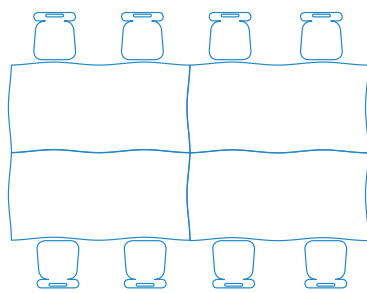
- › Classrooms, libraries and breakout areas.

DIMENSIONS

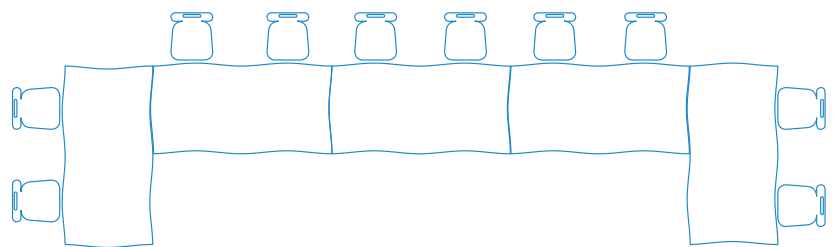
Available in 600, 750 radius
Available in 525, 580, 635, 695, 720, 750 heights.
Or adjustable height

EDUFLEX – COLLABORATIVE SURGE

An interesting change to the standard rectangular and square tops



Surge group layout



Surge teacher focused layout

FEATURES

- › Top available in standard or custom colours and materials
- › Heavy duty welded frame powder coated in standard or custom colours
- › Also available in height adjustable version.
- › Add braked castors for mobility
- › Coloured ABS edging available
- › Refer to our Fabrics and Finishes Guide for colour options

USES

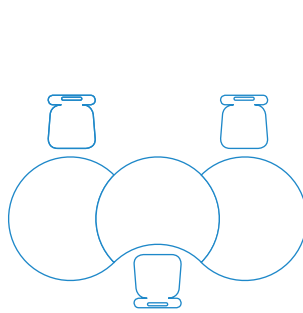
- › Classrooms and libraries

DIMENSIONS

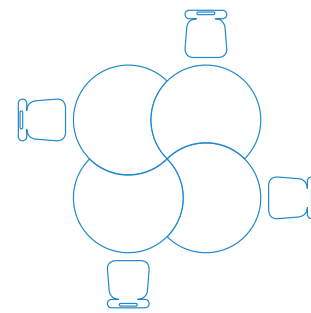
600w x 600d, 1200w x 600d overall.
Available in 525, 580, 635, 695, 720, 750 fixed heights, or height adjustable

EDUFLEX – COLLABORATIVE PETAL

Flexible classroom layouts, individual and group discussion



Petal in triple layout



Petal in square layout

FEATURES

- › Top available in standard or custom colours and materials
- › Heavy duty welded frame powder coated in standard or custom colours
- › Also available in height adjustable version.
- › Add braked castors for mobility
- › Coloured ABS edging available
- › Refer to our Fabrics and Finishes Guide for colour options

USES

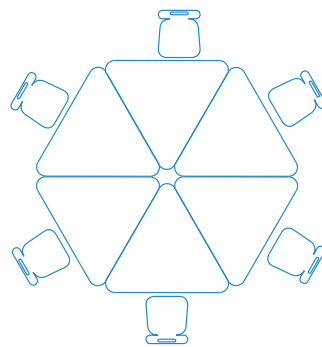
- › Classrooms, libraries, offices and breakout areas.

DIMENSIONS

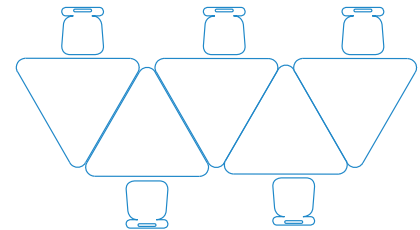
Available in 900, 1000 diameter
Available in 525, 580, 635, 695, 720, 750 heights, or height adjustable

EDUFLEX – COLLABORATIVE TRI

Tessellates efficiently for a genuinely multipurpose desk.



Tri hexagonal layout



Tri straight layout

FEATURES

- › Top available in standard or custom colours and materials
- › Heavy duty welded frame powder coated in standard or custom colours
- › Also available in height adjustable version.
- › Add braked castors for mobility
- › Coloured ABS edging available
- › Refer to our Fabrics and Finishes Guide for colour options

USES

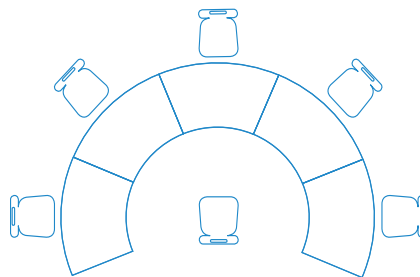
- › Classrooms and libraries

DIMENSIONS

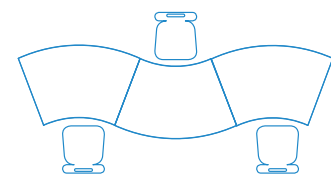
Each side 815mm
815w x 720d
Available in 525, 580, 635, 695, 720,
750 fixed heights, or height
adjustable

EDUFLEX – COLLABORATIVE TIDE

Enhances large spaces to encourage creativity.



Tide semi-circle layout



Tide wave layout

FEATURES

- › Top available in standard or custom colours and materials
- › Heavy duty welded frame powder coated in standard or custom colours
- › Also available in height adjustable version.
- › Add braked castors for mobility
- › Coloured ABS edging available
- › Refer to our Fabrics and Finishes Guide for colour options

USES

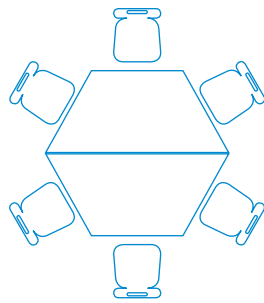
- › Classrooms, libraries, offices and breakout areas.

DIMENSIONS

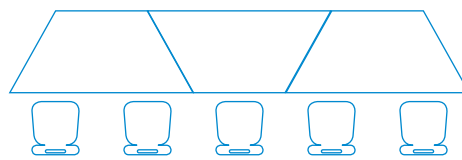
1200w x 600d or 1500w x 750d
Available in 525, 580, 635, 695, 720, 750 fixed heights, or height adjustable

EDUFLEX – COLLABORATIVE TRAPEZOIDAL

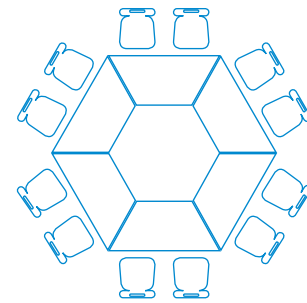
This inclusive form encourages group collaboration.



Trapezoidal in double



Trapezoidal in triple



Trapezoidal in circle

FEATURES

- › Top available in standard or custom colours and materials
- › Heavy duty welded frame powder coated in standard or custom colours
- › Also available in height adjustable version.
- › Add braked castors for mobility
- › Coloured ABS edging available
- › Refer to our Fabrics and Finishes Guide for colour options

USES

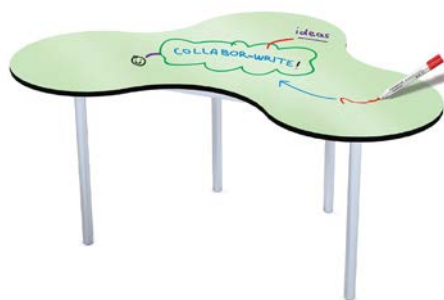
- › Classrooms, libraries and breakout areas.

DIMENSIONS

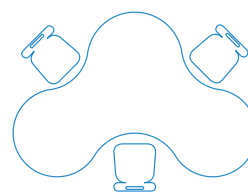
1200w x 600d x 600h
1500w x 750d x 750h
Available in 525, 580, 635, 695, 720, 750 heights or height adjustable.

EDUFLEX – COLLABORATIVE ZONE

Fun and friendly group collaboration.



Zone desk, with writable top.



Zone collaborative layout

FEATURES

- › Top available in standard or custom colours and materials
- › Heavy duty welded frame powder coated in standard or custom colours
- › Also available in height adjustable version.
- › Add braked castors for mobility
- › Coloured ABS edging available
- › Refer to our Fabrics and Finishes Guide for colour options

USES

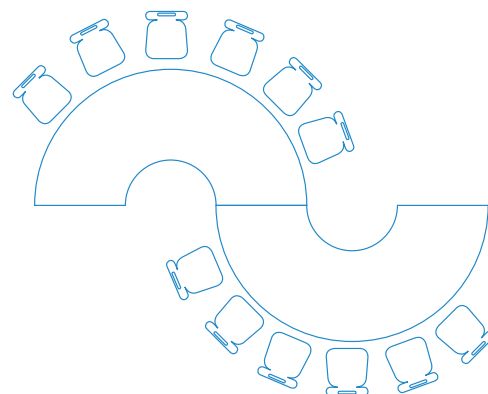
- › Classrooms, libraries, offices and breakout areas.

DIMENSIONS

1500mm width x 1000mm depth
Available in 525, 580, 635, 695, 720, 750 fixed heights, or height adjustable
900h Bench with Shelf Available

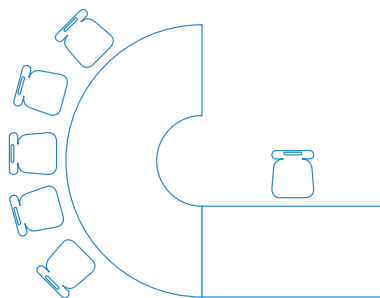
EDUFLEX – COLLABORATIVE HALF MOON

Create a place to play and explore concepts. Suits chair seating collaboration or relax to a lower level and combine with ottomans from our Soft Furnishing Range. Particularly suitable to libraries and early learning.



Use our half moon tables along with a colourful selection from our seating and soft furnishing range to create your preferred collaborative setting.

The half moon can be arranged into many configurations, that are beneficial for group work and collaborative lessons in the modern classroom.



This configuration shows how the half moon desk can be used to help teachers with intensive sessions.

FEATURES

- › Top available in standard or custom colours and materials
- › Heavy duty welded frame powder coated in standard or custom colours
- › Also available in height adjustable version.
- › Add braked castors for mobility
- › Coloured ABS edging available
- › Refer to our Fabrics and Finishes Guide for colour options

USES

- › Classrooms and libraries.

DIMENSIONS

1800w x 900d
Available in 525, 580, 635, 695, 720, 750 heights.
Also available in height adjustable.





THE BUSINESS END OF OUR DESK+TABLE RANGE.

When we started out in 1988, a visit to the school principal's office was not something you looked forward to. But we're about to change that with our new Office Collection with furniture that looks equally at home in the classroom or the boardroom.

All our products are chosen for their exceptional quality and durability. Every piece is highly-engineered and styled to bring a contemporary look to any office or administrative setting. If you prefer to work standing up, we also have desks which easily raise and lower.

And, like most Office Line products, our Office Collection is available in a wide range of colours and finishes.

NOW COLLECTION

An impressive contemporary design, the Now Collection with its stunning triangular profile loop leg configures to suit your office requirements.



FEATURES

- › Available in modular sections, straight, corner and bench
- › Offers optional storage furniture and screen system.

USES

- › Office environments.

DIMENSIONS AND COLOURS

- › Various sizes and formats available
- › Top finish – White + Black
- › Edge finish – White + Black
- › Leg finish – White + Black.



SHARP COLLECTION

The Sharp Collection reflects it's name with its sleek and sharp leg design. Extremely versatile with cable management.



FEATURES

- › Versatile configurations
- › Integrated cable management.

USES

- › Office environments.

DIMENSIONS AND COLOURS

- › Various sizes and formats available
- › 24 optional top colours
- › Stunning white powder coat leg finish with chrome trims.



ACTION COLLECTION

The ultimate solution for height adjustable desking – range 650 – 1050.



FEATURES

- › Available in modular sections, straight, corner and bench
- › Or multi-person back-to-back arrangement.

USES

- › Office environments.

DIMENSIONS AND COLOURS

- › Various sizes and formats available
- › Offers optional storage furniture and screen system
- › 24 optional top colours.



EXCLUSIVE COLLECTION

A carefully compiled range of executive furniture with an extensive range of storage options.



FEATURES

- › Shark nose edge on front and back edges.

USES

- › Office environments.

DIMENSIONS AND COLOURS

- › Various sizes and formats available
- › Available in a large range of finishes.



DISC TABLE

The Disc range provides a simple and economical solution for casual tables including coffee table, small meeting tables and high top tables.



FEATURES

- › Quality surface finish
- › Various sizes.

USES

- › Co-ordinates well with breakout and acoustic seating in activity based work environments.

DIMENSIONS

Available in wide range of sizes and heights to suit small coffee tables, up to tall dry bar tables, or large conference tables.



EONA

Manufactured from post consumer recycled materials this sleek and timeless design makes Eona ideal for conference and boardroom tables. Add Everything Old is New Again.



Eona staff table.



Eona boardroom table

FEATURES

- › Unique frame design allows flexibility and diversity of top size from leg positioning
- › 100% recycle disassembly
- › Eona 'Chilli' version features integrated cable management.
- › All top sizes available
- › Powder coated base option

USES

- › For all areas, including conferences and
- › boardrooms, staff rooms, and breakout areas.

DIMENSIONS

- › Covers all sizes: round up to 1600mm diameter, rectangular and boat shaped up to 8400x1800mm
- › Ask us for suggestions and design ideas



I.AM BOARDROOM TABLE

i.am provides a totally flexible and versatile table base that provides a complete family of product options for the office environment.



I.AM rectangular table



I.AM circular table.



FEATURES

- › Flip base option
- › Manufactured from recycled & recyclable materials
- › Powder coated frame colours available
- › Complemented by FUEL power box concealed cabling system for power and presentations

USES

- › For all areas, including conferences and
- › boardrooms, staff rooms, and breakout areas

DIMENSIONS

- › Covers all sizes: round up to 2100mm diameter, rectangular and boat shaped up to 10200x2100mm
- › Flip top version up to 2100x1000mm
- › Ask us for suggestions and design ideas



OKIDOKI

A cheeky fun design that brings a sense of informality to the chosen environment.



Stylistic options



Flip top table frame



Folding table legs



Colour options

FEATURES

- › Contemporary clean design
- › Available in a flip option
- › Rounded triangle, square and oblong top versions
- › 4 solid timber frame selections
- › Multiple powder coat selections
- › Glass top available

USES

- › Suitable to all environments.

DIMENSIONS AND COLOURS

- › Large variety of sizes and shape options available
- › Ask us for design and layout suggestions



ELEVATION – HEIGHT ADJUSTABLE

The Elevation height-adjustable workstation and table system is a diverse and flexible product, available in both winder adjust and electronic operation.



FEATURES

- › Manual or electronic operation
- › Cross beam options – suit various lengths and allow on site length adjustment
- › Rectangular leg profile
- › Choice of dark or light grey PET colour wrap screen with colour matched powdercoated frame.
- › Available in white, silver or black

USES

- › A versatile product suitable to many settings and uses.

DIMENSIONS

- › Manual operation – 610-910 height range, 600-900 desk depth, 1000-2400 desk length range and 1150 x 1150-2400 x 2400 'L' shaped desk range.
- › Electronic operation – 625-1275 height range, 650-900 desk depth, 1200-2100 desk length range and 1150 x 1150-2400 x 2400 'L' shaped desk range.



CONGRESS FUNCTION TABLES

Congress function tables are superior to any other function tables, they are durable and efficient in any environment.



DIMENSIONS

- › Diameter: 1830mm
- › Height: 760mm

Congress folding leg banquet table.



DIMENSIONS

- › Length: 1830mm
- › Width: 760mm
- › Height: 760mm

Congress folding leg trestle table.

FEATURES

- › Steel frame.
- › Top Edge or T-Mould Edging available
- › Locking leg mechanisms with simple release operation
- › Choice of chrome or powder-coat legs
- › Over 50 commercial laminates included
- › 5 year warranty

USES

- › Events and functions.

DIMENSIONS

- › Available in two frame types relative to top size.
- › A wider range of sizes are also available in both products on request.



HORIZON SIT STAND DESK-GAS LIFT

The Horizon Sit Stand Desk can accommodate the needs of many different users. The gas lift handle allows you to easily adjust the working height from sitting to standing and anywhere in between. This product is also mobile, increasing its flexibility in all environments.



FEATURES

- › Non Standard Sizing Available
- › Durable, lockable castors
- › 25mm Top available in white
- › Gas lift height adjustable.

USES

- › Ergonomically approved for workplace practices

DIMENSIONS

- › 1200w, 1500w or 1800w x 600d
- › Height adjustable 750h-1100h
- › Custom sizes available



LEVEL2

Provides the desk operator to ergonomically set their working position to sit or stand operation. Easy to change on a daily basis to suit working and ergonomic preferences.



FEATURES

- › Compact design
- › Easy to add to any desk top
- › Height and wide adjustment – 15 options with height
- › Versatile monitor, tablet and telephone mounts

USES

- › Ergonomically approved for workplace practices.

DIMENSIONS AND COLOURS

- › 680w x 580d x 150h to 500h small
- › 890w x 580d x 150h to 500h medium
- › Available in white or black.



LOLA – OCCASIONAL TABLE

This generous sized round occasional table with its splayed legs provides additional stability.



FEATURES

- › Timber legs clear polished or stained to selection
- › Styling suitable to either matching or contrasting top and legs.

USES

- › A truly universal product.

DIMENSIONS AND COLOURS

- › 700 diameter x 500 high
- › Top available in a wide variety of finishes and colours
- › Suitable to either matching or contrasting top and legs.



MKII TRESTLE TABLES

An exceptionally strong, long lasting, economical table which is great for events. The legs fold flat for compact storage and a wide range of accessories including table covers and storage carts are available.



MKII Trestle Table

DIMENSIONS

- › Length: 1830mm
- › Width: 760mm
- › Height: 740mm
- › Weight: 18kg
- › Seats 6



MKII Banquet Table

DIMENSIONS

- › Diameter: 1830mm
- › Height: 740mm
- › Weight: 25kg
- › Seats up to 12 persons

FEATURES

- › Easy setup reduces labor costs and increases facility output
- › Lightweight design minimises manual handling risks
- › ABS plastic top
- › Heavy duty steel frame
- › Powder coated folding legs
- › Honeycomb core top
- › 3 year warranty


USES

- › Events and functions

ACCESSORIES

- › Storage and transport trolleys
- › Table cloths
- › Refer to seating range for stackable event chairs





View our other ranges to complete your project.



Thoughtful, functional furnishings which inspire spaces



9 Tacoma Circuit
Canning Vale WA 6155
Phone 1800 333 116
Email info@officeline.com.au

www.officeline.com.au