



SCIENCE & TECHNOLOGY FURNITURE

STURDY | SPECIALISED | STEM

EFFICIENT AND EFFECTIVE SOLUTIONS FOR TODAY'S INNOVATIVE LEARNING SPACES.

At Office Line, we strive to be on the forefront of new innovative learning and teaching initiatives. From flexible learning spaces to STEM room fit-outs we take pride in providing furniture that will improve and service the evolving educational system. At Office Line we also see the benefits in simple , effective furniture solutions. Through the Gratnells Metal Tray Storage, we are able to supply customers with an economical, efficient and simplistic storage solution, perfect for any modern learning space.

Office Line, Top of the class in educational furniture.

Office Line is an Australian company who have been supplying kindergartens, schools and colleges with quality furniture and fittings since 1988.

We can provide everything from a few chairs and desks to a complete classroom, laboratory or performance area fit out. The furniture we supply scores top marks for environmental performance, strength, durability and ergonomics.

Freecall 1800 333 116
Email info@officeline.com.au
www.officeline.com.au

THE GRATNELLS METAL TRAY STORAGE.

The Gratnells Metal Tray Storage range uses award winning Gratnell Trays. These trays are designed and built to withstand the rigours of high attrition areas and to be resistant to the majority of chemicals used in schools. This makes them suitable for primary/senior classroom storage, laboratories, IT rooms and manual arts to name a few applications.

The Gratnells storage units are made in the UK using a wide range of recyclable and durable materials. The Gratnells company is continuously on the forefront of new innovative storage design.

The Gratnells Metal Tray Storage is one of the most popular storage solutions globally, because of their flexibility, simplicity and most notably their durability.

GRATNELLS TRAYS

Our international award-winning trays are BSI tested and passed for heavy educational use. Even though they are built to last they are all fully recyclable too. Versatile organising system for all your storage requirements.



FEATURES

- › Nesting or stacking (by reversing)
- › Flat bottom for easy cleaning
- › Wall thickness of 2.4mm for heavy school use
- › 12mm Flange for maximum support on side runners
- › 11x reinforcing ribs to prevent squeezing and falling through when heavily loaded
- › Ribs on base to minimise friction on work surfaces when removed from cabinets
- › Side stops at front, prevent tray being pushed through
- › Clip on lids available that can still fit in cabinets
- › Tray inserts available for Shallow Trays
- › Trays can be fitted to the underside of tables using runners
- › Suitable for any space, particularly in education



SPECIFICATIONS (mm)

A4 TRAYS	SHALLOW	DEEP	EXTRA DEEP	JUMBO
OVERALL HEIGHT	75h	150h	225h	300h
OVERALL WIDTH	312w	312w	312w	312w
OVERALL DEPTH	427d	427d	427d	427d



SHALLOW - T1



DEEP - T2



EXTRA DEEP - T3



JUMBO - T4

A4 TRAY COLOURS

TRAY COLOUR (standard)



TRANSLUCENT



SUNSHINE
YELLOW



FLAME
RED



GRASS
GREEN



ROYAL
BLUE

TRAY COLOUR (extended-lead times apply)



MAGNOLIA



JOLLY
LIME



TROPICAL
ORANGE



FUCHSIA
PINK



PLUM
PURPLE



CYAN
BLUE



CHARCOAL
GREY



JET
BLACK



MUSHROOM
BROWN

ACCESSORIES



CLIP ON LIDS



INSERTS



CUSTOM FOAM INSERTS


LARGE TRAYS

A3 TRAY



A3 TRAY - T5
453w x 478d x 82h

ART TRAY



ART TRAY - T6
525w x 470d x 43h

LARGE TRAY COLOURS

TRAY COLOUR



SUNSHINE
YELLOW



FLAME
RED



GRASS
GREEN



ROYAL
BLUE



CHARCOAL
GREY

*A3 TRAY ONLY

GRATNELLS SMARTCASE

The SmartCase® is everything you'd expect from a Gratnells tray. It's built for heavy educational handling and fits into the same runners used on all our frames and trolleys. Thanks to its moulded handle, you can also carry it around with you wherever you need to go, just like a briefcase.



COLOURS



CYAN BLUE



JET BLACK



GREEN



JOLLY LIME



SILVER



TOMATO RED



TROPICAL ORANGE



SUNSHINE YELLOW



Foam Inserts Included

SPECIFICATIONS (mm)

SMARTCASE	311w	x	423d	x	80h
-----------	------	---	------	---	-----

FEATURES

- › Heavy duty construction
- › Fits into standard runners in housing and frames
- › Secure closure
- › On-the-go design with moulded handle
- › Comes with convoluted foam top and a custom bottom insert that you can shape to your own requirements
- › Top and base colours can be mixed and matched



ERGOTRON YES 30 CHARGING CART

This compact charging cart lets you charge, store and transport up to 30 laptops, Chromebooks and tablets with screen sizes up to 14". Say "YES" to an affordable and safe charging cart that fits into tight education spaces.

LARGER DEVICES?
Just set the cart's bay width
& shelf height to suit!



SPECIFICATIONS (mm)

	WIDTH	DEPTH	HEIGHT
CART	590	595	105

FEATURES

- › Adjustable rows & dividers: holds any device: 30 Chromebooks, Macbooks, Surface Pros and tablets
- › Lightweight design, lockable castors let you easily move from room to room
- › Secure storage with multi-feature locking system
- › Fully assembled: just plug in and start charging
- › Lifetime warranty: adapts to new devices and lasts for years for the best return on investment.
- › Comfort edge top with lip to prevent items rolling off
- › 'Lift-N-Set' shelves are easily adjustable and can be positioned at any height in 160mm increments



GRATNELLS MAKERSPACE TROLLEY

Sturdy, Flexible Tote Tray Storage Solutions from Gratnells. The Gratnells MakerSpace trolley holds standard Gratnells trays on StopSafe runners, allowing easy and safe access to components. The tool hangers can be moved and changed to suit many objects. You can customise your MakerSpace trolley with different tray combinations and additional hooks and mini bins. Perfect for STEM rooms, laboratories and art/craft storage.



FEATURES

- › Robust steel frame with heavy duty lockable castors for reliable service
- › Side and back panels with industry standard holes and slots for wide range of accessories
- › Comes complete with 3x Deep Trays, 12x Shallow Trays, 12x Green Mini Tubs, Roll Holder, 5x Single & 5x Double Hooks
- › Custom configurations available
- › 5x standard tray colours in stock
- › Many more tray colours available
- › Trolley in silver only
- › Trolley only option available (no trays or hooks)

TROLLEY



TRAYS



SPECIFICATIONS (mm)

TROLLEY	1025w	x	430d	x	1565h
SHALLOW TRAY	312w	x	427d	x	75h
DEEP TRAY	312w	x	427d	x	150h
EXTRA DEEP TRAY	312w	x	427d	x	225h
JUMBO TRAY	312w	x	427d	x	300h
MINI TUB*	105w	x	160d	x	73h

STANDARD FINISHES

TROLLEY COLOUR



SILVER

TRAY COLOUR (standard)



TRANSLUCENT



SUNSHINE
YELLOW



FLAME
RED



GRASS
GREEN



ROYAL
BLUE

* NOTE Mini Tub only available in Grass Green

TRAY COLOUR (extended-lead times apply)



MAGNOLIA



JOLLY
LIME



TROPICAL
ORANGE



FUCHSIA
PINK



PLUM
PURPLE



CYAN
BLUE



CHARCOAL
GREY



JET
BLACK



MUSHROOM
BROWN

OPTIONS



TROLLEY ONLY

Silver Steel Frame, Mobile, 2x Lockable Castors.
Configure with your existing trays and tools



CONFIGURATION EXAMPLE 1

3x Deep Trays, 12x Shallow Trays, 12x Green Mini
Tubs, 1x Roll Holder, 5x Single & 5x Double Hooks.



CONFIGURATION EXAMPLE 2

3x Deep Trays, 12x Shallow Trays, 12x Green Mini
Tubs, 1x Roll Holder, 5x Single & 5x Double Hooks.

FLEXISTACK - 850 CABINET

Office Line's flagship storage system, combining the Gratrnels trays and runners with a full melamine cabinet. The 850 version is available with a variety of tray combinations and can be enclosed with doors if required.



FEATURES

- › 18mm carcass and 25mm melamine top with ABS edging
- › Suitable for all A4 Tray sizes
- › Static or mobile
- › Pinboard or whiteboard back application available

USES

- › For all kinds of collections and product storage and so many counter top uses.



SPECIFICATIONS (mm)	WIDTH	DEPTH	HEIGHT
A4 TRAYS	312w	427d	75, 150, 225 or 300h
3 COLUMN UNIT	1056w	515d	850h
4 COLUMN UNIT	1398w	515d	850h

*cabinets with doors: 527d

MOBILE CONFIGURATIONS:



24 SHALLOW
HM1



12 DEEP
HM2



6 JUMBO
HM3



16 SHALLOW + 4 DEEP
HM4



8 SHALLOW, 4 DEEP
+ 2 JUMBO HM5



8 SHALLOW + 4 JUMBO
HM6



6 SHALLOW, 3 DEEP + 3
JUMBO HM7



12 SHALLOW +
6 DEEP HM8



8 DEEP + 2 JUMBO
HM9



6 DEEP + 3 JUMBO
HM10



6 SHALLOW + 6 EXTRA
DEEP HM11



32 SHALLOW
4HM11



16 DEEP
4HM12



8 JUMBO
4HM13

STATIC CONFIGURATIONS:



24 SHALLOW
HS1



12 DEEP
HS2



6 JUMBO
HS3



16 SHALLOW + 4 DEEP
HS4



8 SHALLOW, 4 DEEP
+ 2 JUMBO HS5



8 SHALLOW + 4 JUMBO
HS6



6 SHALLOW, 3 DEEP + 3
JUMBO HS7



12 SHALLOW +
6 DEEP HS8



8 DEEP + 2 JUMBO
HS9



6 DEEP + 3 JUMBO
HS10



6 SHALLOW + 6 EXTRA
DEEP HS11



32 SHALLOW
4HS11



16 DEEP
4HS12



8 JUMBO
4HS13

UNIT: A4 TRAY COLOURS:

Standard Colours | Extended Range of Laminex Colours Available



Standard Colours | Extended Range of Tray Colours Available



FLEXISTACK - 1570 CABINET

Office Line's flagship storage system, combining the Grattells trays and runners with a full melamine cabinet. The 1570 version is available with a variety of tray combinations and can be enclosed with doors if required. Ideal for using as room dividers with storage one side and pinboard or whiteboard on the other.



FEATURES

- › 18mm carcass and 25mm melamine top with ABS edging
- › Suitable for all A4 Tray sizes
- › Optional back panel options

USES

- › For larger quantities of all kinds of collections and product storage



SPECIFICATIONS (mm)

WIDTH

DEPTH

HEIGHT

A4 TRAYS

312w

427d

75, 150, 225 or 300h

3 COLUMN UNIT

1056w

528d

1570h

*cabinets with doors: 563d

CONFIGURATIONS:



48 SHALLOW
TM1



24 DEEP
TM2



12 JUMBO
TM3



12 DEEP + 6 JUMBO
TM4




36 SHALLOW, 6 DEEP
TM5




36 SHALLOW +
3 JUMBO TM6



12 SHALLOW, 6 DEEP +
6 JUMBO TM7



16 SHALLOW, 8 DEEP
+ 4 JUMBO TM8



18 DEEP + 3 JUMBO
TM9



3 SHALLOW + 15
EXTRA DEEP TM10

BACK OPTIONS:



PINBOARD



WHITEBOARD



STANDARD


UNIT:

Standard Colours | Extended Range of Laminex Colours Available



A4 TRAY COLOURS:

Standard Colours | Extended Range of Tray Colours Available



FLEXISTACK - 1910 CABINET

Office Line's flagship storage system, combining the Gratnells trays and runners with a full melamine cabinet. The 1910 version is available with a variety of tray combinations and can be enclosed with doors if required. Supplied with either a full capacity of Gratnells trays or part open shelves.



FEATURES

- › 18mm carcass and 25mm melamine top with ABS edging
- › Suitable for all A4 Tray sizes

USES

- › For large collections of product in dedicated areas-all kinds of items can be stored in this system



SPECIFICATIONS (mm)

WIDTH

DEPTH

HEIGHT

A4 TRAYS

312w

427d

75, 150, 225 or 300h

3 COLUMN UNIT

1056w

528d

1910h

**cabinets with doors: 563d*

CONFIGURATIONS:



60 SHALLOW
FS1



30 DEEP
FS2



15 JUMBO
FS3



18 DEEP + 6 JUMBO
FS4



12 SHALLOW, 12 DEEP +
6 JUMBO **FS5**



20 SHALLOW, 10 DEEP +
5 JUMBO **FS6**



36 SHALLOW, 12 DEEP
FS7



12 EXTRA DEEP + 6
JUMBO **FS8**



18 EXTRA DEEP + 3 DEEP
FS9



6 SHELVES + 24
SHALLOW **FS10**



6 SHELVES +
12 DEEP **FS11**




6 SHELVES + 6 JUMBO
FS12



6 SHELVES, 16 SHALLOW
+ 4 DEEP **FS13**

UNIT:

Standard Colours | Extended Range of Laminex Colours Available



**POLAR
WHITE**



**OYSTER
GREY**



**SELECT
BEECH**



**CURLY
BIRCH**




**ELEGANT
OAK**



GREYSTONE

A4 TRAY COLOURS:

Standard Colours | Extended Range of Tray Colours Available



TRANSLUCENT



**SUNSHINE
YELLOW**



**FLAME
RED**



**GRASS
GREEN**



**ROYAL
BLUE**

GRATNELLS - METAL FRAMES

Heavy duty metal frame and shelves suitable for heavy item storage-includes flexible shelf fixture system on inside of frame. Fully tested for the education sector, these shelves are particularly suited to science laboratories and manual arts spaces or for general purpose use anywhere. Create shelves in various heights and configurations or use the wide timber shelves without divisions to create versatile heavy duty trolleys.



FEATURES

- › Heavy duty metal frames suitable for shelves, drawers and Gratnells A4 Trays
- › 25mm square steel tubular frame with metal runners and adjustable fixings
- › Metal shelves available (1 Wide or 3 Wide)
- › Pine Timber Drawers Available
- › Slot fixings in frames that suit all A4 Tray heights, shelves and drawers
- › Mobile option available with heavy duty castors for low or medium frames
- › Diagonal cross bars on taller frames for strength
- › Static units with levelling adjustable feet
- › Frame and shelves in Gratnells Grey (white available for indent quantities only)
- › 5x standard A4 Tray colours available
- › More tray colours available



SPECIFICATIONS (mm)

METAL FRAMES	WIDTH	DEPTH	OVERALL HEIGHT		
			LOW	MEDIUM	TALL
1 COLUMN	375w	420d	825h, 725h* or 850h*		
2 COLUMN	715d	420d	825h, 725h* or 850h* 1500h 1850h		
3 COLUMN	1060w	420d	825h, 725h* or 850h* 1500h or 1615h* 1850h		

* = Mobile Frame

Mobile Option with 2x Lockable + 2x Non-Lockable Heavy Duty Castors:



GRATNELLS METAL FRAME COMPONENTS

GRATNELLS A4 TRAYS



SHALLOW - T1



DEEP - T2



EXTRA DEEP - T3



JUMBO - T4



INSERTS
Suits A4 Trays



METAL RUNNERS
Nylon coated steel



METAL SHELF
1, 2 or 3 Wide



TIMBER DRAWERS
998w x 418d x 75h (3 Wide)

COLOURS

FRAMES:



GRATNELLS
GREY



WHITE

TRAYS (standard):



TRANSLUCENT



ROYAL
BLUE



GRASS
GREEN



FLAME
RED



SUNSHINE
YELLOW

SHELVES:



GRATNELLS
GREY

DRAWERS:



PINE

GRATNELLS - METAL FRAMES

A4 TRAY STORAGE SYSTEMS - LOW FRAME

The Gratnells frames and trays are tough, versatile units designed and tested for the vigours of educational use. The low frames are perfect to declutter and organise without visually obscuring.



FEATURES

- › Heavy duty metal frames suitable for shelves, drawers and Gratnells A4 Trays
- › 25mm square steel tubular frame with metal runners and adjustable fixings
- › Metal shelves available (1 Wide or 3 Wide)
- › Pine Timber Drawers Available (3 Wide)
- › Slot fixings in frames that suit all A4 Tray heights, shelves and drawers
- › Mobile option available with heavy duty castors for low or medium frames
- › Recessed tops are removable
- › Static units with levelling adjustable feet
- › Frame and shelves in Gratnells Grey (white available for indent quantities only)
- › 5x standard A4 Tray colours available
- › More tray colours available



SPECIFICATIONS (mm)

1 COLUMN 825H 375w x 420d x 825h



FRAME ONLY
GLS81



6 SHALLOW
GLS811



1 SHALLOW + 3 DEEP
GLS812



1 DEEP + 2 EXTRA DEEP
GLS813



2 JUMBO
GLS814

2 COLUMN 825H 715w x 420d x 825h



FRAME ONLY
GLS82



12 SHALLOW
GLS821



2 SHALLOW + 6 DEEP
GLS822



2 SHALLOW + 4 EXTRA DEEP
GLS823



4 JUMBO
GLS824

3 COLUMN 825H 1060w x 420d x 825h



FRAME ONLY
GLS83



18 SHALLOW
GLS831



3 SHALLOW + 9 DEEP
GLS832

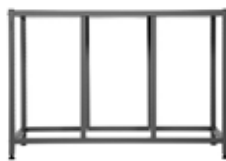


3 SHALLOW + 6 EXTRA DEEP
GLS833



6 JUMBO
GLS834

3 COLUMN 725H 1060w x 420d x 725h



FRAME ONLY
GLS73



18 SHALLOW
GLS731



9 DEEP
GLS732



3 SHALLOW + 6 EXTRA DEEP
GLS733



3 SHALLOW, 3 DEEP
+ 3 JUMBO
GLS734

COLOURS

FRAMES:



GRATNELLS
GREY



WHITE

TRAYS (standard):



TRANSLUCENT



ROYAL
BLUE



GRASS
GREEN



FLAME
RED



SUNSHINE
YELLOW

GRATNELLS - METAL FRAMES

A4 TRAY STORAGE SYSTEMS - LOW TROLLEY

The Gratnells frames and trays are tough, versatile units designed and tested for the vigours of educational use. The low frames are perfect to declutter and organise without visually obscuring.



COLOURS

FRAMES:



GRATNELLS
GREY



WHITE

TRAYS (standard):



TRANSLUCENT



ROYAL
BLUE



GRASS
GREEN



FLAME
RED



SUNSHINE
YELLOW

FEATURES

- › Heavy duty metal frames suitable for shelves, drawers and Gratnells A4 Trays
- › 25mm square steel tubular frame with metal runners and adjustable fixings
- › Heavy duty castors
- › Available in two heights: 725h or 850h
- › Slot fixings in frames that suit all A4 Tray heights, shelves and drawers
- › Metal shelves available (1 Wide or 3 Wide)
- › Recessed tops to enable safe storage when mobile
- › Recessed tops are removable for easy cleaning
- › Pine Timber Drawers Available (3 Wide)
- › Frame and shelves in Gratnells Grey (white available for indent quantities only)
- › 5x standard A4 Tray colours available
- › More tray colours available



SPECIFICATIONS (mm)

1 COLUMN 725H 375w x 420d x 725h



FRAME ONLY
GLM71



5 SHALLOW
GLM711



1 SHALLOW + 2 DEEP
GLM712



2 EXTRA DEEP
GLM713



1 DEEP + 1 JUMBO
GLM714

1 COLUMN 850H 375w x 420d x 850h



FRAME ONLY
GLM81



6 SHALLOW
GLM811



1 SHALLOW + 3 DEEP
GLM812



1 SHALLOW + 2 EXTRA DEEP
GLM813



1 SHALLOW, 1 DEEP
+ 1 JUMBO GLM814



LOUVRE END PANEL
(850H ONLY) ALP

2 COLUMN 725H 715w x 420d x 725h



FRAME ONLY
GLM72



10 SHALLOW
GLM721



2 SHALLOW + 4 DEEP
GLM722



4 EXTRA DEEP
GLM723



2 DEEP + 2 JUMBO
GLM724

2 COLUMN 850H 715w x 420d x 850h



FRAME ONLY
GLM82



12 SHALLOW
GLM821



2 SHALLOW + 6 DEEP
GLM822



2 SHALLOW + 4 EXTRA DEEP
GLM823

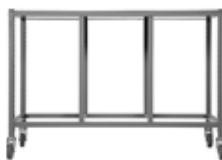


2 SHALLOW, 2 DEEP
+ 2 JUMBO GLM824



LOUVRE END PANEL
(850H ONLY) ALP


3 COLUMN 725H 1060w x 420d x 725h



FRAME ONLY
GLM73



15 SHALLOW
GLM731



3 SHALLOW + 6 DEEP
GLM732



6 EXTRA DEEP
GLM733



3 DEEP + 3 JUMBO
GLM734

3 COLUMN 850H 1060w x 420d x 850h



FRAME ONLY
GLM83



18 SHALLOW
GLM831



3 SHALLOW + 9 DEEP
GLM832



3 SHALLOW + 6 EXTRA DEEP
GLM833



3 SHALLOW, 3 DEEP + 3
JUMBO GLM834



LOUVRE END PANEL
(850H ONLY) ALP

GRATNELLS - METAL FRAMES

LOW TROLLEY

The Gratnells trolleys are tough, versatile units designed and tested for the vigours of educational use. Perfect for use in Science Labs, Art Rooms, Classrooms and for any general purpose use.



FEATURES

- › Heavy duty metal trolleys with wide shelves
- › Designed to store and move large items
- › Heavy duty castors
- › Available in two heights: 725h or 850h
- › Recessed tops to enable safe storage when mobile
- › Recessed tops are removable for easy cleaning
- › Wide steel shelves specifically strengthened for heavy loads
- › Shelving with 25mm upturned back and sides
- › Wood trays available that slide in the standard tray runners and have a foam inlay
- › Static Option Available



SPECIFICATIONS (mm)

DOUBLE WIDTH 725H

715w x 420d x 725h



FRAME ONLY
GLWM72



2 DOUBLE SHELVES
GLWM721

DOUBLE WIDTH 850H

715w x 420d x 850h



FRAME ONLY
GLWM82



2 DOUBLE SHELVES
GLWM821

TRIPLE WIDTH 725H

1060w x 420d x 725h



FRAME ONLY
GLWM73



2 TRIPLE SHELVES
GLWM731



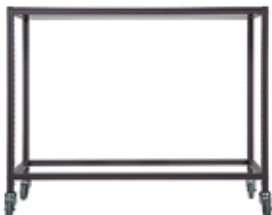
FRAME ONLY
GLWS73



2 TRIPLE SHELVES
GLWS731

TRIPLE WIDTH 850H

1060w x 420d x 850h



FRAME ONLY
GLWM83



2 TRIPLE SHELVES
GLWM831



FRAME ONLY
GLWS83



2 TRIPLE SHELVES
GLWS831

COLOURS

FRAMES & SHELVES:



GRATNELLS
GREY



WHITE

GRATNELLS - METAL FRAMES

A4 TRAY STORAGE SYSTEMS - MEDIUM FRAME & TROLLEY

The Gratnells frames and trays are tough, versatile units designed and tested for the vigours of educational use. Complete with diagonal cross bars for extra strength, the medium frames are an excellent space efficient storage solution for any space.



FEATURES

- › Heavy duty metal frames suitable for shelves, drawers and Gratnells A4 Trays
- › 25mm square steel tubular frame with metal runners and adjustable fixings
- › Metal shelves available (1 Wide or 3 Wide)
- › Pine Timber Drawers Available (3 Wide)
- › Slot fixings in frames that suit all A4 Tray heights, shelves and drawers
- › Recessed tops are removable
- › Mobile option available for 3 Column Frames
- › Static units with levelling adjustable feet
- › Brackets available to join multiple frames together or fix to the wall
- › Frame and shelves in Gratnells Grey (white available for indent quantities only)
- › 5x standard A4 Tray colours available
- › More tray colours available



SPECIFICATIONS (mm)

2 COLUMN 715w x 420d x 1500h



FRAME ONLY
GMS2



26 SHALLOW
GMS21



2 SHALLOW + 14 DEEP
GMS22



2 SHALLOW + 10 DEEP
GMS23



8 JUMBO
GMS24

3 COLUMN 1060w x 420d x 1500h



FRAME ONLY
GMS3



39 SHALLOW
GMS31



3 SHALLOW + 21 DEEP
GMS32



3 SHALLOW + 15 EXTRA DEEP
GMS33



12 JUMBO
GMS34



+ PINBOARD BACK
GM3PN

3 COLUMN 1060w x 420d x 1615h



MOBILE FRAME ONLY
GMM3



39 SHALLOW
GMM31



3 SHALLOW + 21 DEEP
GMM32



3 SHALLOW + 15 EXTRA DEEP
GMM33



12 JUMBO
GMM34



+ PINBOARD BACK
GM3PN

COLOURS

FRAMES:



GRATNELLS
GREY



WHITE

TRAYS (standard):



TRANSLUCENT



ROYAL
BLUE



GRASS
GREEN



FLAME
RED



SUNSHINE
YELLOW

GRATNELLS - METAL FRAMES

A4 TRAY STORAGE SYSTEMS - TALL FRAME

The Gratnells frames and trays are tough, versatile units designed and tested for the vigours of educational use. Complete with diagonal cross bars for extra strength, the tall frames offer maximum storage within the same compact footprint



FEATURES

- › Heavy duty metal frames suitable for shelves, drawers and Gratnells A4 Trays
- › 25mm square steel tubular frame with metal runners and adjustable fixings
- › Metal shelves available (1 Wide or 3 Wide)
- › Pine Timber Drawers Available (3 Wide)
- › Slot fixings in frames that suit all A4 Tray heights, shelves and drawers
- › Recessed tops are removable
- › Static units with levelling adjustable feet
- › Brackets available to join multiple frames together or fix to the wall
- › Frame and shelves in Gratnells Grey (white available for indent quantities only)
- › 5x standard A4 Tray colours available
- › More tray colours available



SPECIFICATIONS (mm)

2 COLUMN 715w x 420d x 1850h



FRAME ONLY
GTS2



34 SHALLOW
GTS21



2 SHALLOW + 18 DEEP
GTS22



2 DEEP + 12 EXTRA DEEP
GTS23



10 JUMBO
GTS24



8 SHALLOW, 8 DEEP, 2 EXTRA
DEEP + 2 JUMBO GTS25



10 DEEP, 4 EXTRA
DEEP + 2 JUMBO
GTS26



4 SINGLE SHELVES +
22 SHALLOW GTS27



4 SINGLE SHELVES +
12 DEEP GTS28



4 SINGLE SHELVES, 2
SHALLOW + 8 EXTRA
DEEP GTS29



4 SINGLE SHELVES,
2 DEEP + 6 JUMBO
GTS210

3 COLUMN 1060w x 420d x 1850h



FRAME ONLY
GTS3



51 SHALLOW
GTS31



3 SHALLOW + 27 DEEP
GTS32



3 DEEP + 18 EXTRA DEEP
GTS33



15 JUMBO
GTS34



12 SHALLOW, 12 DEEP, 3 EXTRA
DEEP + 3 JUMBO GTS35



15 DEEP, 6 EXTRA
DEEP + 3 JUMBO
GTS36



6 SINGLE SHELVES +
33 SHALLOW GTS37



6 SINGLE SHELVES +
18 DEEP GTS38



6 SINGLE SHELVES,
3 SHALLOW + 12
EXTRA DEEP GTS39



6 SINGLE SHELVES,
3 DEEP + 9 JUMBO
GTS310

COLOURS

FRAMES:



GRATNELLS
GREY



WHITE

TRAYS (standard):



TRANSLUCENT



ROYAL
BLUE



GRASS
GREEN



FLAME
RED



SUNSHINE
YELLOW

GRATNELLS - METAL FRAMES

TALL FRAME WITH SHELVES

Designed to store large items, the Graternells tall frames are durable and versatile to suit educational use, particularly in science departments. Complete with diagonal cross bars for extra strength, the tall frames offer maximum storage within the same compact footprint



FEATURES

- › Heavy duty metal frames suitable for shelves and large items
- › 25mm square steel tubular frame with metal runners, adjustable fixings, back diagonal bars for extra strength and levelling feet
- › Many configurations available with combination of steel shelves and timber drawers
- › Steel shelves strengthened for heavy loads and have upturned 25mm back & sides
- › Pine Timber Drawers Available (3 Wide) with foam inlay. Fit in standard runners and designed for glassware, burettes, posters and A3 Paper
- › Brackets available to join multiple frames together or fix to the wall
- › Frame and shelves in Graternells Grey (white available for indent quantities only)
- › 715mm or 1060mm Wide
- › 1500mm or 1850mm High



SPECIFICATIONS (mm)

DOUBLE WIDTH 1500H

715w x

420d x

1500h



FRAME ONLY
GMWS2



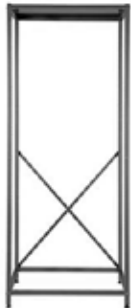
3 DOUBLE SHELVES
GMWS21

DOUBLE WIDTH 1850H

715w x

420d x

1850h



FRAME ONLY
GTWS2



4 DOUBLE SHELVES
GTWS21

TRIPLE WIDTH 1500H

1060w x

420d x

1500h



FRAME ONLY
GMWS3



3 TRIPLE SHELVES
GMWS31



2 TRIPLE SHELVES + 6 TIMBER
DRAWERS GMWS32

TRIPLE WIDTH 1850H

1060w x

420d x

1850h



FRAME ONLY
GTWS3



2 TRIPLE SHELVES
GTWS31



2 TRIPLE SHELVES + 6 TIMBER
DRAWERS GTWS32

COLOURS

FRAMES & SHELVES:



GRATNELLS
GREY



WHITE

COMPONENTS



METAL SHELF
to suit 715w or 1060w



TIMBER DRAWERS
998w x 418d x 75h (3 Wide)

GRATNELLS - METAL FRAMES

A3 TRAY STORAGE SYSTEMS

Heavy duty metal frames and shelves suitable for item storage-includes easy, flexible shelf fixture system on inside of frame. Fully tested for the education sector, these shelves are particularly suited to science laboratories, manual arts and classrooms or as general storage elsewhere.



FEATURES

- › Heavy duty metal frames suitable for shelves, baskets and GrateNells A3 Trays
- › 25mm square steel tubular frame with metal runners and adjustable fixings
- › Metal shelves available
- › Wire Baskets available in 2 heights
- › Adjustable Slot fixings in frames
- › Static units with levelling adjustable feet
- › Brackets available to join multiple frames together or fix to the wall
- › Frame, shelves and baskets in White
- › 5x standard A3 Tray colours available
- › More tray colours available
- › Trolleys are supplied with 100mm heavy duty castors



SPECIFICATIONS (mm)

METAL FRAMES	OVERALL WIDTH	OVERALL DEPTH	OVERALL HEIGHT
1 COLUMN-LOW	520w	485d	890h *
1 COLUMN-TALL	485d	485d	1850h
2 COLUMN-LOW	1010w	485d	890h*
2 COLUMN-TALL	1010w	485d	1850h, 1850h*

*=Mobile Frame

Mobile Option with 2x Lockable + 2x Non-Lockable Heavy Duty Castors:



STANDARD A3 TRAYS

SIZE 453mmW x 478mmD x 82mmH



ROYAL BLUE



GRASS GREEN



FLAME RED



SUNSHINE YELLOW




CHARCOAL

PREMIUM A3 TRAYS (lead times apply)

SIZE 455mmW x 479mmD x 82mmH



TRANSLUCENT



BLUE TINT



GREEN TINT



RED TINT

ACCESSORIES



SHALLOW BASKET
457w x 482d x 135h



DEEP BASKET
457w x 482d x 215h



A3 METAL SHELF
460w x 482d



A3 WIRE SHELF
460w x 482d



ADJUSTABLE FIXINGS
& runners

FRAME, SHELF & BASKET COLOUR:



WHITE

Call Office Line for custom configurations or layouts tailored to suit your specific requirements.

GRATNELLS - METAL FRAMES

A3 TRAY STORAGE SYSTEMS - TROLLEY



SPECIFICATIONS (mm)

SINGLE WIDTH 890H 520w x 485d x 890h



FRAME ONLY
GA3M81



6 TRAYS
GA3M811



4 SHALLOW BASKETS
GA3M812



4 SHALLOW 2 DEEP
BASKETS GA3M813



3 TRAYS, 2 SHALLOW
BASKETS GA3M814



4 TRAYS 1 DEEP BASKET
GA3M815

DOUBLE WIDTH 890H 10100w x 485d x 890h



FRAME ONLY
GA3M82



12 TRAYS
GA3M821



8 SHALLOW BASKETS
GA3M822



2 SHALLOW 4 DEEP
BASKETS GA3M823



6 TRAYS, 4 SHALLOW
BASKETS GA3M824



8 TRAYS 2 DEEP BASKET
GA3M825

GRATNELLS - METAL FRAMES

A3 TRAY STORAGE SYSTEMS - TALL FRAME

SPECIFICATIONS (mm)

SINGLE COLUMN 1850H 520w x 485d x 1850h



FRAME ONLY
GA3S1



16 TRAYS
GA3S11



10 SHALLOW BASKETS
GA3S12



1 SHALLOW 6 DEEP
BASKETS **GA3S13**



3 SHELVES 8 TRAYS
GA3S14



3 SHELVES 5 SHALLOW
BASKETS
GA3S15



3 SHELVES 3 DEEP
BASKETS
GA3S16



3 SHELVES 4 TRAYS 1
SHALLOW 1 DEEP BASKETS
GA3S17

DOUBLE COLUMN 1850H 1010w x 485d x 1850h



FRAME ONLY
GA3S2



32 TRAYS
GA3S21



20 SHALLOW BASKETS
GA3S22



2 SHALLOW 12 DEEP
BASKETS **GA3S23**



6 SHELVES 16 TRAYS
GA3S24



6 SHELVES 10 SHALLOW
BASKETS
GA3S25



6 SHELVES 6 DEEP
BASKETS
GA3S26



6 SHELVES 8 TRAYS 2
SHALLOW 2 DEEP BASKETS
GA3S27

MINI BIN

The Gratnells trolleys and trays are tough and versatile units designed and tested for the educational market, especially in science labs, classrooms and art rooms. The green mini bin can attach to trolleys with louvered panels.



FEATURES

- › Strong rear lip for use with louvred panels
- › Strong heavy duty reinforced base, sides and stacking rim
- › Resistant to most solvents

DIMENSIONS

- › 105w x 160d x 73h (mm)



USES:

- › with double trolley with louvered panels or on the Gratnells Makerspace Trolley!



MAKERSPACE TROLLEY CONFIG. 1

3x Deep Trays, 12x Shallow Trays, 12x Green Mini Tubs, 1x Roll Holder, 5x Single & 5x Double Hooks.



MAKERSPACE TROLLEY CONFIG. 2

3x Deep Trays, 12x Shallow Trays, 12x Green Mini Tubs, 1x Roll Holder, 5x Single & 5x Double Hooks.



MAKERSPACE TROLLEY CONFIG. 3

3x Deep Trays, 12x Shallow Trays, 12x Green Mini Tubs, 1x Roll Holder, 4x Single & 6x Double Hooks.

CUSTOM CABINETS

Office Line can tailor custom cabinets to suit your storage requirements. Combining the different Gratnells tray sizes, runners, open shelving and drawer sections, we can create a comprehensive solution for any storage space.



GRATSTACK MINI

Super tough and super safe. Child-friendly, sturdy and easy to use, our click-together GratStack® is extremely versatile with a wide range of colours and possible combinations. You can build your own stacks upwards and sideways with the unique click-together system and even add more if your storage needs to grow.



FEATURES

- › Suits Graternells A4 Shallow (75mm high), & Deep (150mm high) Trays
- › Lightweight
- › Static and Mobile Options Available
- › Choose from some of our ready to go combinations or create your own with easy, click-together components
- › Refer to our website for easy assembly

instructions

- › Standard combinations: 3x Shallow Trays, 4x Shallow Trays, 5x Shallow Trays, 8x Shallow Trays, 2x Shallow & 1x Deep Tray, 2x Shallow & 2x Deep Trays, 5x Shallow & 2x Deep Trays, 3x Deep Trays, 4x Deep Trays, 5x Deep Trays
- › Frame available in Jet Black or Dove Grey



SPECIFICATIONS (mm)

STATIC SINGLE COLUMN 353w x 430d (height varies with tray configuration)



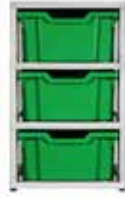
3 SHALLOW
361H | SS1



4 SHALLOW
470H | SS2



5 SHALLOW
579H | SS3



3 DEEP
580H | SS8



2 SHALLOW + 1 DEEP
434H | SS5



2 SHALLOW + 2 DEEP
616H | SS6



5 SHALLOW + 2 DEEP
943H | SS7



8 SHALLOW
906H | SS4



4 DEEP
762H | SS9



5 DEEP
944H | SS10

MOBILE SINGLE COLUMN 353w x 430d (height varies with tray configuration)



3 SHALLOW
421H | SM1



4 SHALLOW
530H | SM2



5 SHALLOW
639H | SM3



3 DEEP
640H | SM8



2 SHALLOW + 1 DEEP
494H | SM5



2 SHALLOW + 2 DEEP
676H | SM6



5 SHALLOW + 2 DEEP
1003H | SM7



8 SHALLOW
966H | SM4



4 DEEP
822H | SM9



5 DEEP
1004H | SM10

COLOURS

FRAME:



DOVE GREY



JET BLACK

TRAYS (standard):



TRANSLUCENT



ROYAL BLUE



GRASS GREEN



FLAME RED



SUNSHINE YELLOW

GRATSTACK MAXI

Office Line's versatile and sturdy method that connects GratStack® Mini columns into mobiles with the benefit of adding a solid worktop and base.



FEATURES

- › This system is lightweight, robust and easily assembled
- › Comprises of a melamine top, stackers and melamine base with castors
- › Use with Gratrnels Shallow (75mm high) or Deep (150mm high) Tray
- › Available in 1, 2, 3 or 4 Column Configurations
- › Melamine top and base available in a range of Laminex Finishes
- › Trays available in 5x Standard Colours: Translucent, Royal Blue, Flame Red, Grass Green or Sunshine Yellow
- › Extended Tray colour range available
- › Frame available in Jet Black or Dove Grey
- › Heavy Duty Castors



SPECIFICATIONS (mm)

	OVERALL WIDTH	OVERALL DEPTH	OVERALL HEIGHT
1 COLUMN	364w	430d	varies with tray configuration
2 COLUMN	718w	430d	varies with tray configuration
3 COLUMN	1072w	430d	varies with tray configuration
4 COLUMN	1426w	430d	varies with tray configuration

4 SHALLOW TRAYS 500h



6 SHALLOW TRAYS 810h



8 SHALLOW TRAYS 1030h



2 DEEP TRAYS 520h



2 DEEP TRAYS 700h



GRATSTACK ISLAND

Office Line's versatile and sturdy method that connects GratStack® Mini columns with the benefit of adding a solid worktop and offers double or four way simultaneous access.



FEATURES

- › Lightweight, robust and easily assembled
- › Comprises of a melamine top, stackers and melamine base with castors
- › Use with GrateNells Shallow (75mm high) or Deep (150mm high) Tray
- › Excels in speedy access and re-location of contents
- › Melamine top and base available in a range of Laminex Finishes
- › Trays available in 5x Standard Colours: Translucent, Royal Blue, Flame Red, Grass Green or Sunshine Yellow
- › Extended Tray colour range available
- › Frame available in Jet Black or Dove Grey
- › Heavy Duty Castors
- › 2 Sided or 4 Sided Access



SPECIFICATIONS (mm)

	OVERALL WIDTH	OVERALL DEPTH	OVERALL HEIGHT
2 WAY	716w	870d	varies with tray configuration
4 WAY	794w	794d	varies with tray configuration

4 SHALLOW TRAYS HIGH | 590h



16 TRAYS | **FSIS24**



16 TRAYS | **FSIS44**

2 DEEP TRAYS HIGH | 520h



8 TRAYS | **FSID22**



8 TRAYS | **FSID42**

6 SHALLOW TRAYS HIGH | 810h



24 TRAYS | **FSIS26**



24 TRAYS | **FSIS46**

3 DEEP TRAYS HIGH | 700h



12 TRAYS | **FSID23**



12 TRAYS | **FSID43**

8 SHALLOW TRAYS HIGH | 1030h



28 TRAYS | **FSIS28**



28 TRAYS | **FSIS48**

4 DEEP TRAYS HIGH | 880h



16 TRAYS | **FSID24**



16 TRAYS | **FSID44**

COLOURS

FRAME:



DOVE GREY



JET BLACK

TRAYS (standard):



TRANSLUCENT



ROYAL BLUE



GRASS GREEN



FLAME RED



SUNSHINE YELLOW

TOP & BASE (standard)



POLAR WHITE



OYSTER GREY



SELECT BEECH



CURLY BIRCH



ELEGANT OAK



GREYSTONE

Extended Range of Laminex Colours Available

OFFICE LINE – SCIENCE STOOL COLLECTION

Sometimes, a simple seating solution is all you need. That's when a stylish, space-saving stool can be ideal. Our stools come in a range of shapes and sizes making it easy to choose the one that's right for your needs. Select a style with no back to tuck completely under benches while students stand.

Office Line have samples of most products available for you to view and trial prior to purchase.



EN STOOL

The EN Range is the perfect chair for the modern seating environment, manufactured to a high specification to meet the needs of a high use chair. The EN Stool is available with a 4 Leg or Skid Base and is designed with a robust yet flexible shell and fully welded frame. Exceptional ergonomic shell support is provided to the lower back, flexing naturally with the user's movement.



FEATURES

- › Ergonomically designed chair
- › Lightweight
- › Gas injected ribbed shell provides added strength with tamper proof fixings attaching it to the frame
- › Curved seat back profile creates the ideal back support and posture
- › Stacks 6x high
- › Available in 3x heights
- › Comfort hold formed into back
- › Durable 22 diameter epoxy painted steel frame
- › Fully compliant to European Seating Standard – EN1729 Parts 1 and 2




SPECIFICATIONS (mm)

MODEL	EN70	EN71	EN72
BENCH HEIGHT	900h	850h	800h
SEAT HEIGHT	660	610	560
SEAT WIDTH	475	475	475
SEAT DEPTH	380	380	380
OVERALL HEIGHT	1035	985	935
OVERAL WIDTH	475	475	475
OVERALL DEPTH	531	531	531
TYPICAL USER AGE	15-Adult	12-15	6-12
SCHOOL USE	Senior	Secondary	Primary

SHELL COLOURS


STANDARD COLOURS



EXTENDED COLOURS



FRAME



EN CHAIR RANGE



EN CLASSIC
Stacks 6 high.



EN SKID
Stacks 5 high. Only available 460H.



EN LINKING
Stacks 6 high. Only available 460H.



EN FLOOR CHAIR
Lumbar Support from the Floor. Stackable.



EN SKID STOOL
Stacks 5 high. Available in heights 610 and 660 to suit bench heights of 850 and 900h respectively.



EN GAS LIFT SWIVEL
Available with castors as standard, option of glides; gas lift height range 390 – 520.



EN GAS LIFT DRAFTING
Available as drafting height option with foot-ring.



EN UPHOLSTERED SEAT PAD
Available in matching colours to shells or custom fabric selections



EN SLED STOOL

The EN Sled Stool is the perfect chair for the modern seating environment, manufactured to a high specification to meet the needs of a high use chair. It is designed with a fully welded frame and exceptional ergonomic shell that flexes naturally with the user's movement.



FEATURES

- › Ergonomically designed chair
- › Lightweight
- › Gas injected ribbed shell provides added strength with tamper proof fixings attaching it to the frame
- › Curved seat back profile creates the ideal back support and posture
- › Stacks 6x high
- › Available in 2x heights
- › Comfort hold formed into back
- › Skid Base designed for use on abrasive floors and carpets
- › Fully compliant to European Seating Standard – EN1729 Parts 1 and 2



EN GAS LIFT DRAFTING

The EN Chair family offers a variety of bases to continue the same style throughout your different spaces. The EN Gas Lift Drafting Chair is the perfect extension of the EN Classic, available in all your favourite colours, with a height adjustable gas lift swivel drafting base on castors to suit bench height tables.



FEATURES

- › Ergonomically designed chair
- › Lightweight
- › Gas injected ribbed shell provides added strength with tamper proof fixings attaching it to the frame
- › Curved seat back profile creates the ideal back support and posture
- › Height adjustment from 590-840mm high
- › Comfort hold formed into back
- › Available on castors or glides
- › Fully compliant to European Seating Standard – EN1729 Parts 1 and 2



EDUFLEX STOOL

A strong, traditional stool ideal for science labs, art classrooms and workshops. Its basic frame design provides great strength and stability, and the 4-sided footrest allows for maximum usability and support.




SPECIFICATIONS (mm)

MODEL	520	590	650	720
BENCH HEIGHT	750-800	800-850	850-900	900-1050
SEAT HEIGHT*	520	590	650	720
SEAT WIDTH	350	350	350	350
SEAT DEPTH	300	300	300	300

*Upholstered Seat adds approx 40mm to seat height

STANDARD COLOURS (plastic seat)



FEATURES

- › 4x Heights available
- › Two Seat Options-Plastic or Upholstered
- › Lightweight
- › Footrest on all sides for added strength and support
- › Powder coat steel frame
- › 6x Standard Plastic Seat Colours
- › Extended colour range available: Rust Red, Mulberry, Taupe, Forest Green, or Dark Grey*
- › *Minimum Order Quantities apply
- › Upholstered Seat in Vinyl or any fabric selection
- › AFRDI Level 4 Certified



INDUSTRIAL STOOL

The Industrial Stool is a durable option that is easy to maintain. Originally designed in 1934 for its strength, the Xavier Pauchard Tolix stool has become a popular choice for those who want both style and commercial grade quality.



SPECIFICATIONS (mm)

MODEL	Low	Mid	High
BENCH HEIGHT	720-750	900	1050
SEAT HEIGHT	450	660	760
SEAT WIDTH	305	305	305
SEAT DEPTH	305	305	305

COLOURS



FEATURES

- › 3x Heights available
- › Stackable and lightweight
- › Floor Safe with thick rubber feet to prevent scuffs and scratches
- › Premium Powder coat steel frame
- › Robust construction with cross bar reinforcement under the seat
- › Available in 10x Colours
- › Available with Ash Timber Seat (Only on 660h and 760h White or Black Stools)



FORM STOOL

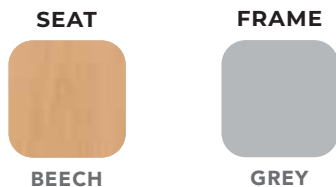
The Form Cantilever Stool is one of our most popular stool for schools. Ideal for science laboratories and arts & craft classrooms. Seriously robust with innovative stacking for compliance with health and safety when cleaning the classroom floor.



SPECIFICATIONS

BENCH HEIGHT	suits 900h benches
SEAT HEIGHT	610mm
SEAT WIDTH	440mm
SEAT DEPTH	430mm

COLOUR



FEATURES

- › Scuff resistant and anti-tilt feet buffers
- › Contoured wood veneer seat
- › Stacks 3 high
- › Fully welded frame
- › 125kg weight limit



OFFICE LINE – SCIENCE BENCH COLLECTION

Every classroom is different and needs to be able to adapt to it's teachers and students. That's why our furniture selections are not only robust and well-designed, but offers a wide range of options and customisation.

Our Science bench offering includes a range of robust solutions and laboratory grade surfaces to suit any application.

With our table and student desk designs, the possibilities are endless.



EDUFLEX SCIENCE BENCH

Heavy Duty Science Bench with a wide range of customisation options to suit your requirements. Made with a robust fully welded frame, made in Australia.



SPECIFICATIONS (mm)

TOP WIDTH	TOP DEPTH	OVERALL HEIGHT
1200, 1500 or 1800w	600, 750 or 900d	850h (Primary), 900h (Secondary)
CUSTOM SIZES AND HEIGHTS AVAILABLE		

FEATURES

- › Fully welded heavy duty frame
- › Powder Coat available in many colours
- › Many size options available to suit any application
- › Durable top, perfect for Science, Art or Manual Arts
- › Mobile Option Available
- › Brace Rail Available (3 Sides)
- › Foot Rail Available
- › Sub-shelf available
- › Made in Australia
- › Different tops available 18mm Melamine with ABS Edging, Compact Laminate, Laboratory Grade Compact Laminate, XR Grade Compact Laminate or Stainless Steel Top



EDUFLEX CLASSIC TALL BENCH

The Eduflex Classic range offers a diverse suite of complementing surfaces to use with the Eduflex standard classroom desks. Manufactured using sturdy materials relevant to heavy duty use.



SPECIFICATIONS (mm)

TOP WIDTH	TOP DEPTH	OVERALL HEIGHT
1200, 1500 or 1800w	600, 750 or 900d	850h (Primary), 900h (Secondary)

CUSTOM SIZES AND HEIGHTS AVAILABLE

FEATURES

- › Fully Welded Power Coat Frame
- › Powder Coat available in many colours
- › Many size options available to suit any application
- › Rounded Corners Available
- › Mobile Option Available
- › Brace Rail Available (3 Sides)
- › Foot Rail Available
- › Sub-shelf available
- › Made in Australia
- › Standard Top: 18mm Melamine with ABS Edging
- › Compact Laminate Top Available



EDUFLEX DEMONSTRATION BENCH

The Eduflex Demonstration bench creates a hub in the classroom at the perfect standing height for demonstrations, with a generous top size, ample storage.



SPECIFICATIONS (mm)

TOP WIDTH	TOP DEPTH	OVERALL HEIGHT
1200w	1200d	900h

CUSTOM SIZES AND HEIGHTS AVAILABLE

FEATURES

- › Perfect teacher station for demonstration
- › 25mm Top with ABS Edge
- › Fully Welded Powder Coated Steel Frame
- › Includes 4x Heavy Duty Storage Drawers 300mm high
- › Lockable Option available
- › Mobile Option available



MANUAL ARTS DEMONSTRATION BENCH

Office Line offers a range of traditional style, quality and robust benches suitable for specific educational purposes.



SPECIFICATIONS (mm)

TOP WIDTH	TOP DEPTH	OVERALL HEIGHT
1770w	645d	860h

FEATURES

- › Narrow Demonstration Bench
- › Solid Timber Top
- › Powder Coated Metal Frame
- › Includes 1x Metalwork & 1x Woodwork Vice
- › Optional storage cupboards beneath worktop
- › Perfect for the education sector and trade training centers



EDUFLEX WOODWORK BENCH

Office Line offers a range of traditional style, quality and robust benches suitable for specific educational purposes.



SPECIFICATIONS (mm)

TOP WIDTH	TOP DEPTH	OVERALL HEIGHT
1200	940 (2 Station) or 1200 (4 Station)	860

FEATURES

- › 2 Station or 4 Station Available
- › Solid Timber Top
- › Powder Coated Metal Frame
- › Vices included
- › Optional storage cupboards beneath worktop
- › Multiple size options
- › Perfect for the education sector and trade training centers



EDUFLEX METALWORK BENCH

Office Line offers a range of traditional style, quality and robust benches suitable for specific educational purposes.



SPECIFICATIONS (mm)

TOP WIDTH	TOP DEPTH	OVERALL HEIGHT
1200	940 (2 Station) or 1200 (4 Station)	860

FEATURES

- › 2 Station or 4 Station Available
- › Solid, durable top suitable for metal work
- › Powder Coated Metal Frame
- › Vices included
- › Optional storage cupboards beneath worktop
- › Multiple size options
- › Perfect for the education sector and trade training centers






INTRODUCING THE

COLOUR RANGE


FUN | FUNCTIONAL | FLEXIBLE



INTRODUCING THE

DESK + TABLE RANGE


CONFIGURE | CUSTOMISE | COLLABORATE



INTRODUCING OUR

COLLABORATIVE FURNITURE


Functional furnishings to create inspirational spaces



HORIZON

EXPRESS RANGE

IN STOCK | FAST DELIVERY | ECONOMICAL



INTRODUCING THE

BLACK AND WHITE RANGE

FAST DELIVERY | GREAT VALUE | TOP QUALITY



INTRODUCING THE

SEATING AND SOFT FURNISHINGS RANGE

SPECIALISED | STYLISH | STREAMLINED

Refer to our other extensive ranges for additional product options.



Perth: 9 Tacoma Circuit, Canning Vale WA 6155
T 1800 333 116 F 1800 201 757
E info@officeline.com.au

www.officeline.com.au