



by Phil and Louise Campbel l

**A Mixed-Age
Sunday School Syllabus
with Craft Project
and songs!**



To The Teacher

Welcome to "The Bible In Ten Easy Lessons" on CD-ROM. We hope you enjoy teaching the course.

Please remember, our major goal in preparing this material was to give children a "broad brush" overview of the whole bible. For most of us, the fact that the Bible has a storyline that spans from Genesis to Revelation wasn't something we picked up in Sunday School! In fact, the average Christian will be hard pressed to remember if Abraham comes before David, or Noah and his famous Ark came before or after Samson and Solomon. The bits and pieces of bible stories are all there - but how do they fit together?

In "The Bible in Ten Easy Lessons", we've tried to tie together a framework that all your future Sunday School lessons can slot into. The important thing about a framework, though, is what you leave out as much as what you put in. Please try not to be tempted to fill in too many gaps at this stage! We've worked hard to keep the essential pillars that hold the story of the Bible together, and leave out everything else. Don't give in to the urge to add extra stories and details - if you do, the benefit of the "overview" will be lost in a sea of detail.


Also, don't be concerned if you feel some lessons lack a nice "moral" or an instant application. There is SOME application material in most lessons, but the overall thrust of the lesson structure is to relentlessly head towards the New Testament, and the coming of Jesus. It's at this point that children will be challenged to become members of God's Kingdom by following King Jesus.

Finally, **please don't be tempted to neglect making the BANNER.** The whole of the course is designed to be "pictorial", and the banner is both a fun craft exercise that kids of all ages can take part in, and a great learning tool. **Use CALICO, 3.5m by .5m, and allow around 33cm for each lesson; characters are cut from coloured felt and stuck to the banner with white craft glue.**

By the end of the course in our church, even the four-year-olds could explain what each picture represented, and follow the full sequence of the banner.

The banner is a lot of work - but it's worth it!

Phil and Louise Campbell
Maclean Presbyterian Church



REFERENCE AND FURTHER READING

For further reading and background to this course, read Graeme Goldsworthy's excellent book **GOSPEL & KINGDOM**. Learning a bible overview is just the start - when you've grasped the big picture, you'll find it constantly informs your interpretation of every biblical passage you encounter. Though sometimes a little technical, this book is thoroughly recommended.

For a briefer introduction, **FULL OF PROMISE** (from Matthias Media) offers a bible overview in "interactive Bible Study" format. It's great for study in small groups.

COPYRIGHT INFORMATION

Permission is granted to copy teachers material and the banner design from these master sheets for ONE SUNDAY SCHOOL ONLY.

This permission is not transferable.

For more information, contact

Phil Campbell

Email: phil@mpc.org.au

Phone: 0407278200

PRINT VERSION ORDER DETAILS

The full print version of The Bible in Ten Easy Lessons can be ordered from
Christian Education Department

Presbyterian Church of Australia in NSW

PO Box 2196, Strawberry Hills, NSW, 2012, Australia

Please include a cheque for \$35.00



You can do it!

The finished banner at Maclean Presbyterian Church Sunday School back in 1993. Since then, the Bible Banner has been made by more than 100 Sunday Schools and kids clubs all around Australia!

LESSON 1

God is Maker, God is King

Aim

The aim of this lesson is to teach that God made the world and rules over the world as King. He created a happy place for his people to live in as his friends. We should live with God as our King too.

Method

The concept of "creating" will be introduced as children create their own playdough animals. This is followed by discussion, and the account of Adam and Eve in the Garden of Eden from Genesis 2.

Equipment

- Baking Tray
- Play dough
- Wet face washer to wipe hands after play dough exercise
- 3.5 by 0.5 Calico sheet, Glue and felt cut-outs for the banner

Lesson Plan

For Mixed Age Classes:-

If you are running mixed age classes, MEET PRIVATELY with the older children before the lesson and remind them of their responsibility in HELPING YOUNGER CHILDREN. Give positive encouragement. Explain that we're going to help one another LEARN SOMETHING IMPORTANT, and later on to work together on an exciting craft project.

Introductory Activity (5 minutes only)

Challenge the children to make a model of their favourite animal within a five minute limit. Encourage the children to work fast - but help them create "recognisable" animals. Ask the children to give names to their animals.

When finished, place the animals in the baking tray for hardening. Tell the children you'll harden them and bring them back next week.

Discussion

As you put the animals into the tray, ask the children to describe how they feel about their "creations." Why did they make them one way and not another? Why did they decide on one animal in preference to another? MAKE THE POINT that as the maker of the animals, they had the power to make them just how they wanted to.

Story Time

Prepare to tell the story of Adam and Eve in the Garden of Eden from Genesis 2:4-25. If you like, use the following story outline. Points to emphasise are highlighted in CAPITAL LETTERS or **bold type**. Try to include these key points in your telling of the story.

INTRODUCTION

Introduce the story by explaining that God made EVERYTHING right back at the beginning. And he had the power to make everything just how he wanted it.

MAKING MAN: One day when God had made the stars and planets, and the earth and the water, he decided to make a man. He took some dirt from the ground and shaped a man but of it, and he breathed into it and the man began to live. (We can't do that with our playdough animals!) But God could make things that were alive!

And that's not all. God made a place for the man to live. It was the best sort of place you could think of! [Pause to ask the kids what sort of place they think would be **PERFECT** to live in. Allow a variety of answers.]

THE GARDEN: God made a **GARDEN** for the man to live in. There were all kinds of beautiful trees there with all sorts of fruit. There was a tree with fruit on it that made you live for ever. And the man could eat the fruit whenever he wanted. I guess there were apples and oranges and pears as well. And he could eat those too.

There was only **ONE TREE** that he wasn't allowed to eat from. We don't really know what the fruit looked like on the tree. But it looked really good. God said, if you eat from that tree **you'll want to decide what's right and wrong for yourself**. But that's my job. If you eat from that tree **you'll forget that I'm your King**. Because I made you, and I know what's best. It was called the tree of the knowledge of good and evil.

The man's job was to look after the garden for God. The man was put in charge of the garden. It was his special place. The man even gave names to all the animals.

The only trouble was, the man was lonely. None of the animals could help him or be his friend. So God made a woman to be his helper and friend. And the man and the woman who were called Adam and Eve lived happily in the garden together.

CONCLUSION: God's people were happy in the beautiful place God made them. And that's the picture on the front of the work sheet.


Song

The CREATION SONG traces through the seven days of Creation. Teach it to the class, or simply listen to the CD track and explain the words.

Banner

Gather the children around the banner, and explain what is going to happen. Have the older children help the younger children arrange the felt pieces to match the picture on the worksheet. Allow some flexibility in the layout, but make sure you keep well to the left of the banner. Remember, ten weeks of pictures must fit on the completed banner.

When the pieces are laid out, allow the children to glue them on neatly. **REVISE AGAIN what the picture represents. God is King. He is ruling over the people he made in the beautiful garden.**



Conclusion






As work on the banner draws to a close, chat with the children about the fact that God is STILL King of the world. And he should be OUR King too.

Prayer

Encourage the children to THANK GOD for the world he made. Maybe each child could give thanks for one part of creation - perhaps the type of animal they made at the start.

Cutting Pattern - Adam & Eve

Use the same basic body shape for both Adam and Eve.





Cutting Pattern - Crown

No. Reqd: 8 large

Material: Yellow or gold felt

NOTE: The crown represents
God's rule. Sometimes it will be
"crossed out" with the red cross.







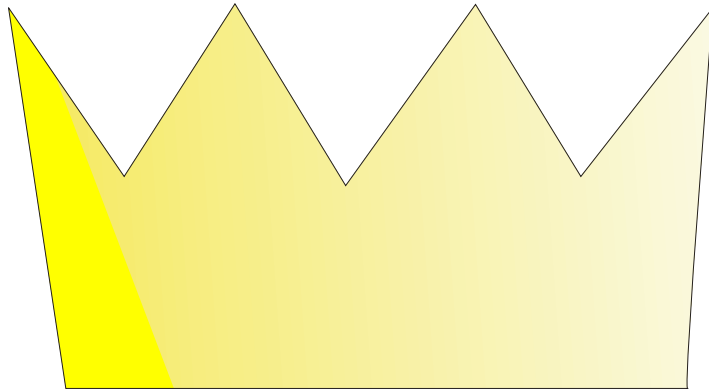
Cutting Pattern

Trees

No Reqd - 6 or more

Note: The trees represent
Eden, then the promised land
and finally heaven, the "new Eden"





Adam and Eve - Completed assembly

LESSON 2

The Fall - We Disobey God and the perfect place is spoilt

Aim

To set the scene for the rest of the story of the Bible by communicating the tragedy of man's rebellion against God. Sin destroyed the perfect relationship between God and man. Over the coming weeks we'll see God's solution to the problem - but our focus today is on the PROBLEM rather than the solution. (Read Genesis 3 for your own preparation.)

Equipment

- A childrens' bible with the story of the fall (illustrated)
- Scissors, glue stick
- butchers paper
- hammer

Review

Review last week's lesson. Ask questions like these...

- What did God make? [Everything]
- What was special about the place God made? [It was perfect - nothing was wrong there]
- How did Adam and Eve feel in the garden? [Safe and happy]
- What animal did you make last week?
-

Prayer Time

You may like to pray at the start of the lesson this week, thanking God for the good things he has made, and praying about any particular concerns raised by the children.

Activity

Bring out the hardened animals from last week and start **breaking them with a hammer**. (Try to avoid breaking the animals of any children who will be PARTICULARLY sensitive, but the impact of the lesson depends on kids feeling that their own "creations" have been ruined - so don't be TOO compassionate!)

ASK the children...

*"How do you feel when the beautiful things YOU'VE MADE are ruined?"

*"What do you feel like doing about it?"

* "How do you think GOD WOULD FEEL if the perfect place he made was ruined?"

In today's Bible Story, we're going to find out!

Bible Story

Retell the story of Genesis 3:1-24 in your own words, or use the version below. If you can find a childrens' bible to help you, use it and show the pictures. Make sure you emphasise the points in BOLD TYPE.

Adam was Eve's husband. Eve was Adam's wife. They had a good home and good food in the beautiful garden God had made for them. They could go where they wanted to go and do whatever they wanted - everything was good, and they never got hurt. There was only one thing they couldn't have. "**You mustn't eat the fruit on that special tree**", said God. It was called the Tree of Knowing Good and Evil. "**If you eat from that tree,**" said God, "**you'll want to decide what's right and wrong for yourself. But that's my job.**"

For a while, Adam and Eve didn't eat from the tree. Then Satan talked to Eve one day. He looked like a snake. "It's really good fruit," he said. "You should eat some. Don't take any notice of God."

Eve knew that God didn't want her to eat it, but she ate it anyway. Adam ate some too.

Then Adam and Eve knew that they had done something bad. They tried to hide from God. But God found them, and was angry because they'd disobeyed his word. Adam and Eve were very sad.

God made them go away from the beautiful garden he'd made. Now they lived in a place full of prickles and thorns. Adam had to work very hard to grow food. It was not like the garden where God gave them everything they needed.

"We should have done what God told us to do," they said. "But now it's too late!" **Adam and Eve disobeyed God - and now everything was ruined.** They didn't live in the perfect garden anymore. And instead of being happy, they were sad. Instead of living forever with God as their friend, one day they would die. Disobeying God was a terrible mistake!

Song

Play the song *GOD RULES, OK*, and point out the lines "Don't make the mistake of trusting the snake!" The song has an easy chorus to teach.

Banner

Arrange the shapes on the banner and glue them on. As you work, explain the figures. Discuss how **the serpent** talked Adam and Eve into disobeying God. Remind the children that Adam and Eve took the **fruit** God had told them not to touch, **because they wanted to be like God.**



They wanted to make their own rules. They wanted to be their own king, so God was no longer their king. **That's why the crown has a cross through it.** Doing wrong spoils the perfect place, and spoiled their friendship with God.

EMPHASISE that the Bible says we all do exactly the same thing:-


We are just like Adam and Eve were. SIN means making our own rules, and deciding for ourselves what's right and what's wrong. But that's GOD'S JOB. And we should let HIM tell us what's right and wrong. We find out by reading the Bible.

Prayer


Pray together, saying sorry to God for the way we keep wanting to do things our way instead of his. Ask God to forgive us, and to help us follow Jesus.


Cutting Pattern: Snake and Fruit

No. Reqd: One only



Why a pear? Just to annoy the people who think the Bible says it's "an apple"!





Cutting Pattern: Cross Out

Number Reqd: Two - Lessons 3 and 6

Note: The cross overlays the crown,
symbolising man's rejection of God's rule

LESSON 3

Abraham and the Promises of God

Aim

To introduce God's covenant with Abraham as the start of the process by which God is going to deal with the problem of sin, and bring blessing back to the world.

Resources

You'll need a small plastic bag with a handful of sand

Revision

Look over the banner, and recall with the children the main events it describes. ASK the children to describe what they can remember, and to explain each item.

Activity

Explain that we're going to see in today's story that does something to fix up the problem of sin. God tells a special man called Abraham he'll have so many grandchildren they'll be like the grains of sand on a beach... too many to count! These are going to be God's special people, just like Adam and Eve were meant to be. And one day, one of his great-great-great grandchildren is going to finally fix up the problem of sin.

Ask some of the children how many *grandchildren* their *grandparents* have got. (Make sure they remember to count ALL their cousins!)

God told Abraham he'd have so many children and grandchildren that they would be like the grains of sand on a beach. It's hard to imagine how many that is. It's even hard to imagine how many grains of sand are in a handful! We're going to try to find out!

On a tray, split your handful of sand into a number of smaller piles. Then ask the older children each to start counting a pile! Add up the result. How many grains are there? Abraham's family was going to be like that!

Storytime

Everything has gone wrong! A few minutes ago we looked at our banner to remember the story. When God made the world, he put his special people in a special garden. And they were happy, because they were friends with one another, and they were friends with God! **God's people were HAPPY in God's special place.**

But then everything was ruined! Everything was spoiled because Adam and Eve decided they

could do things better on their own. **They decided to DISOBEY GOD.** And that spoiled everything. So God shut them out of the beautiful garden, and they had to do things on their own.

And you know what? **Things got worse and worse.** Adam and Eve had children. And when they grew up, their boys Cain and Abel had such a bad fight that Abel was killed. And as more and more children and grandchildren and great grandchildren were born, instead of getting better and better, they got WORSE AND WORSE. Everyone hated each other, everyone hurt each other, and nobody loved God anymore. It was very different to life in the beautiful garden. **They weren't in God's place any more. They weren't God's people any more. And they weren't HAPPY any more.**

Everyone was very, very unhappy. Because that's what sin does. It makes you feel unhappy. And it makes you far away from God. God was sad too. Because God had made a beautiful world. And he wanted to have some special people to be his friends, and be happy, and live in his special place.

That's why one day a long time later, God spoke to a man called Abram. Later on he changed his name to Ab-ra-ham, which means father of many. But when God came to speak to him, Abram wasn't the father of anyone! He and his wife Sarah didn't have any children. And that made them sad, because they were getting old, and they were lonely.

And then one day God came to Abram, and he made three great big promises. *[Has anyone ever made a promise to YOU? What did they promise? Did they keep the promise?]*

The first thing God promised Abram was that he was going to have children. That was about the best news Abraham had ever had, and he found it a bit hard to believe, because he and Sarah were getting so old. They were old enough to be GRANDPARENTS! **But because it was God talking, Abram believed the promise anyway.**

In fact, he wasn't just going to have a FEW children. His children would have children, and his grandchildren would have children, and in the end there'd be so many of them that you wouldn't even be able to count them. They'd be like the grains of sand on the beach. We tried to count a handful of sand and it was hard! Think how many descendants Abram was going to have. And that's why God told him to change his name to Ab-ra-ham. Because he was going to be the FATHER OF MANY. **God said they were going to be A GREAT NATION. And they'd be HIS OWN VERY SPECIAL PEOPLE.**

God promised something else as well. He promised he'd give them all a special place to live in. It was going to be a beautiful place. In some ways it would be **just like living back in the garden again.** And one day God was going to take them there, and give them a home. **God's special people would be living in God's special place all over again!**

And do you know what else God promised? He said he'd **BLESS THEM**. Which means they'd be happy again. And because of them, he'd bless the **WHOLE WORLD** again!

It was just like another chance. Adam and Eve were in God's special place right back at the start, and they disobeyed. **Now Abraham's family were going to be in another special place. And they'd be God's friends again.** I hope they don't make **the same mistake** as Adam and Eve did! Do you think they will?

Song

What a Man, Abraham is this week's song. It's a cool song to listen to, with a jazz feel. Play it for your class, and see if the kids can identify the way the song verses move through each of the promises to Abraham.

Banner

Work together on the banner. Notice that this week's layout is quite complex. You'll need to supervise closely. Discuss the meaning of the pictures.


God makes promises to **Abraham**.

Trees represent **the land** God promises.

The **crowd of people** represents **Abraham's descendants**.

The **happy face** represents **God's blessing** regained.

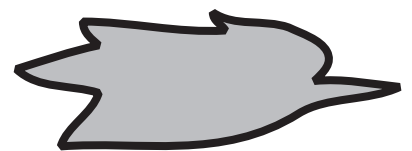
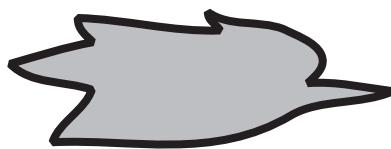

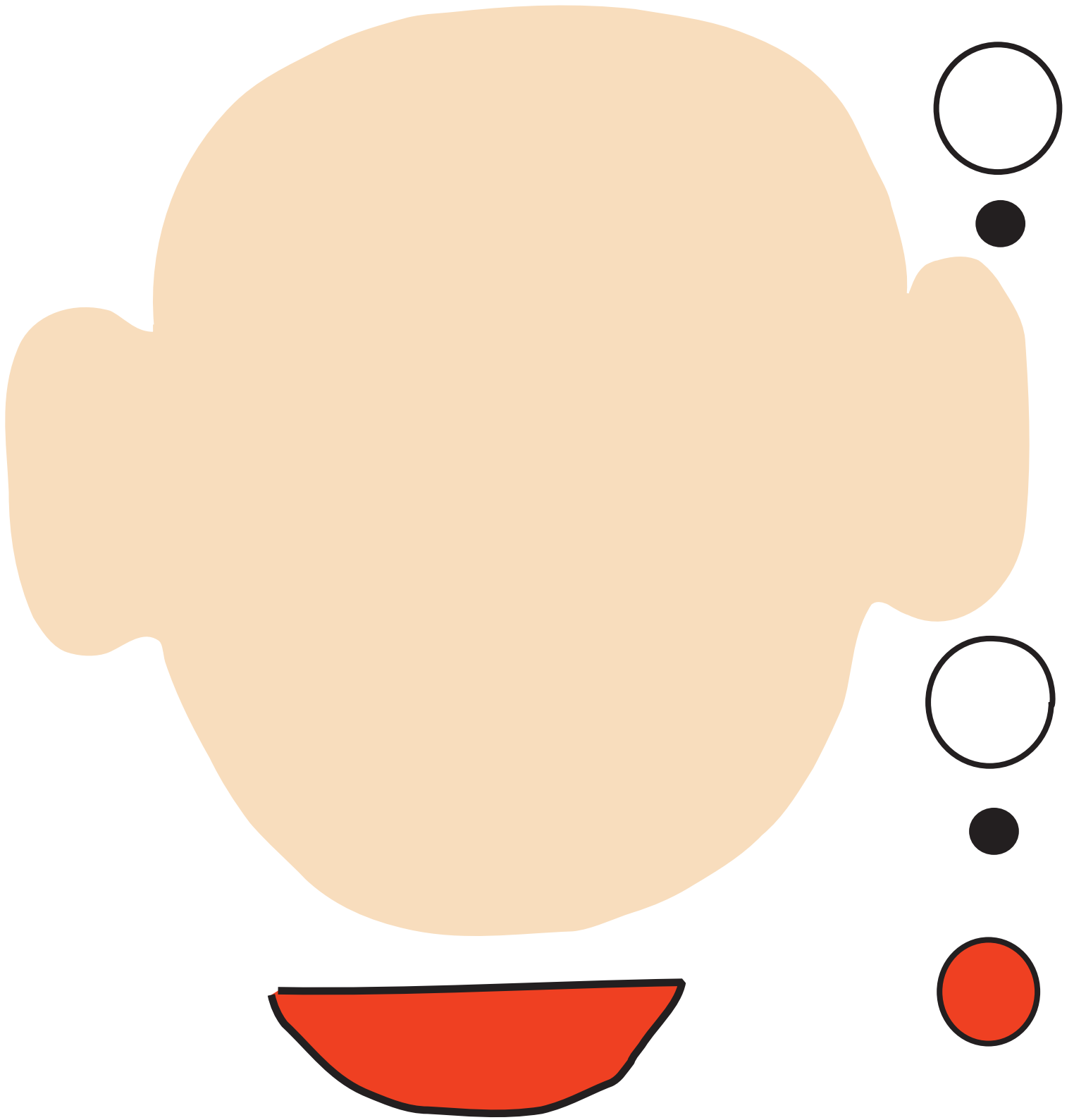
Point out the similarities with the first picture on the banner. God is planning to fix things up - that's why he makes the promises to Abraham.



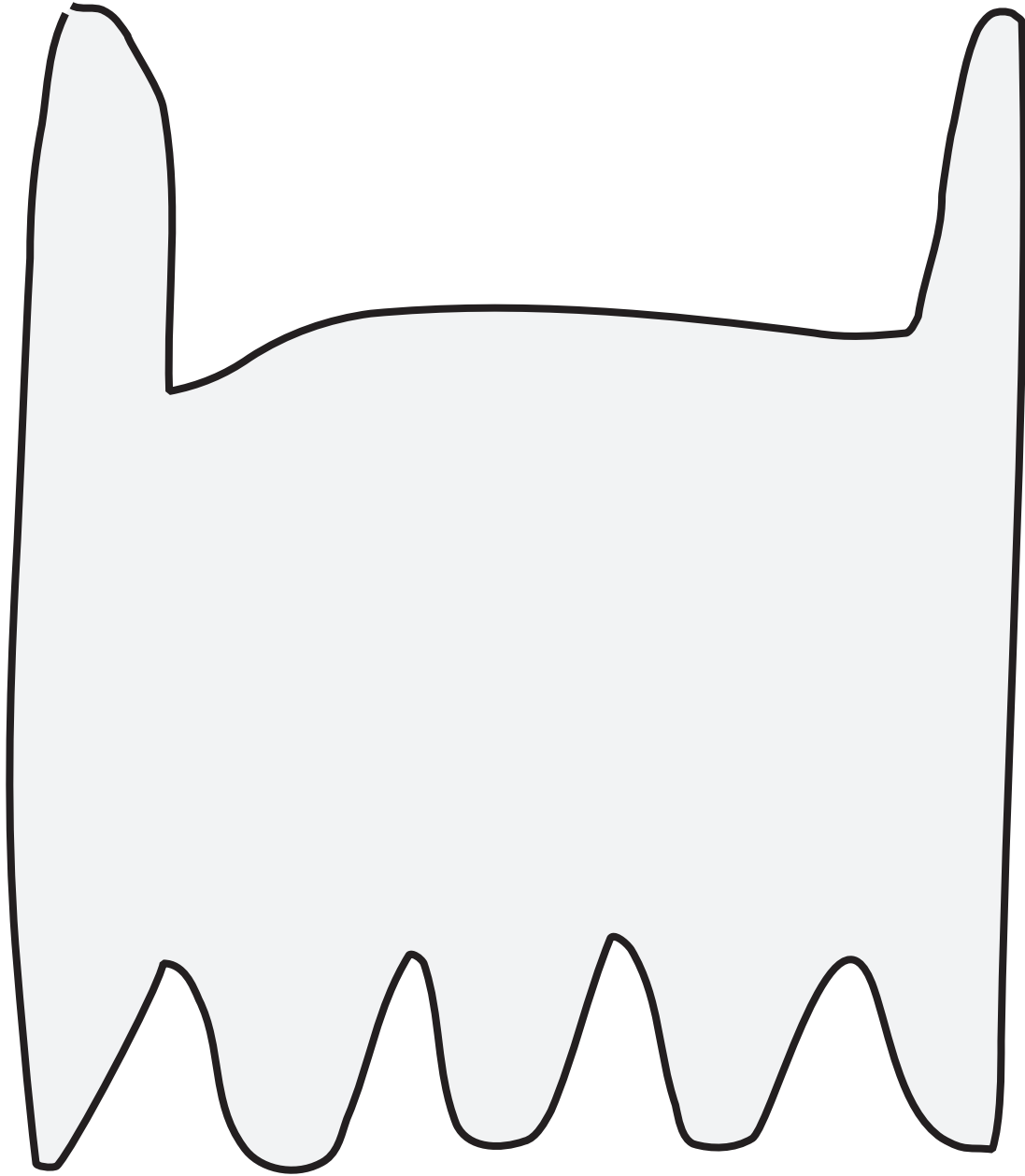
Explain to the children that over the next few weeks they'll see the rest of the story of God's promises to Abraham. **They'll see God KEEPING his promises.** And that's what the *rest of the Bible* is all about.

PRAYER

Pray with the children. Discuss any issues the children are concerned about at home or at school. In the prayer, focus on giving thanks that God didn't leave everything in a mess. Give thanks especially for JESUS.



Finished assembly looks like this. Beard pattern on next page.



Abraham's beard. Use fluffy padding material if possible


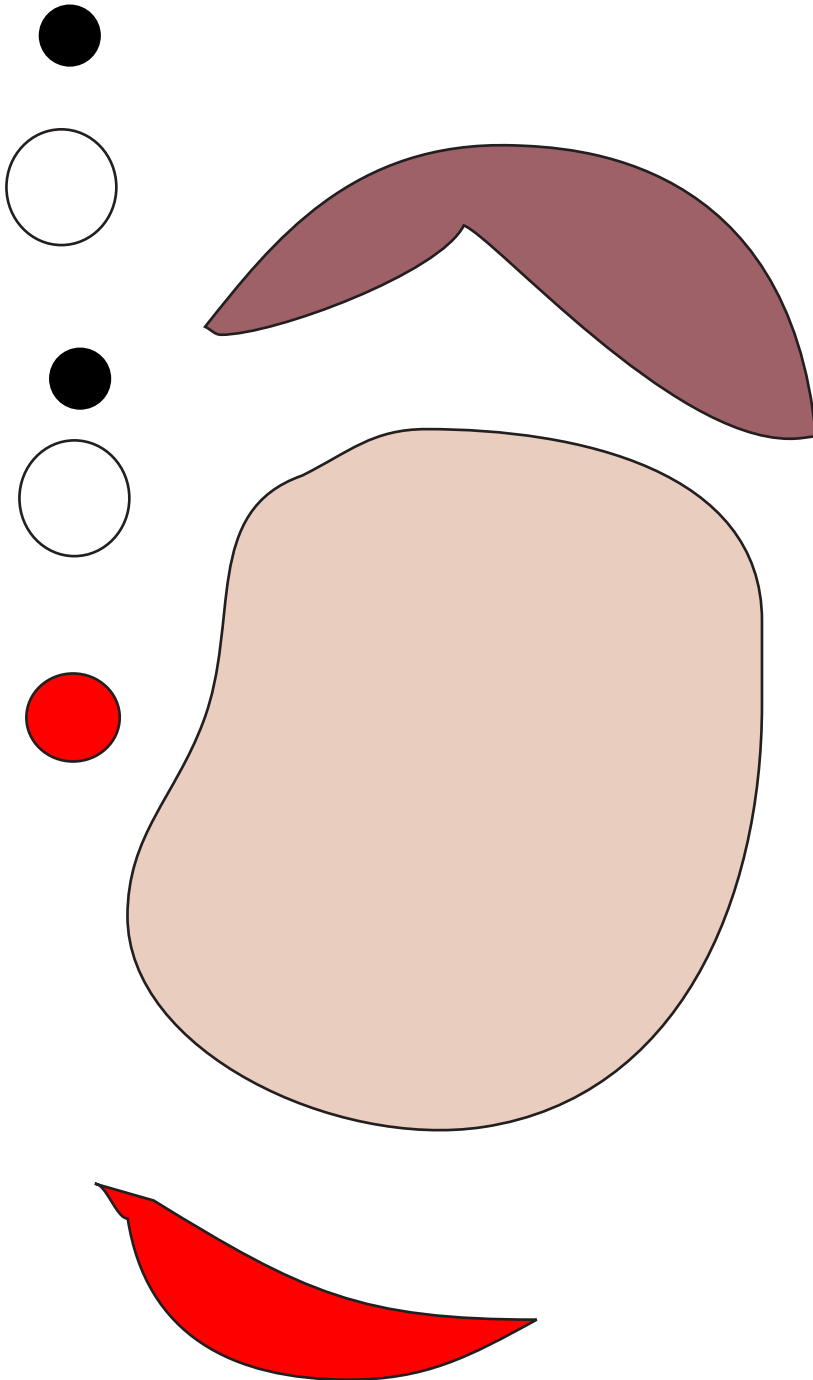
Arrows for Abraham assembly. Use red felt.

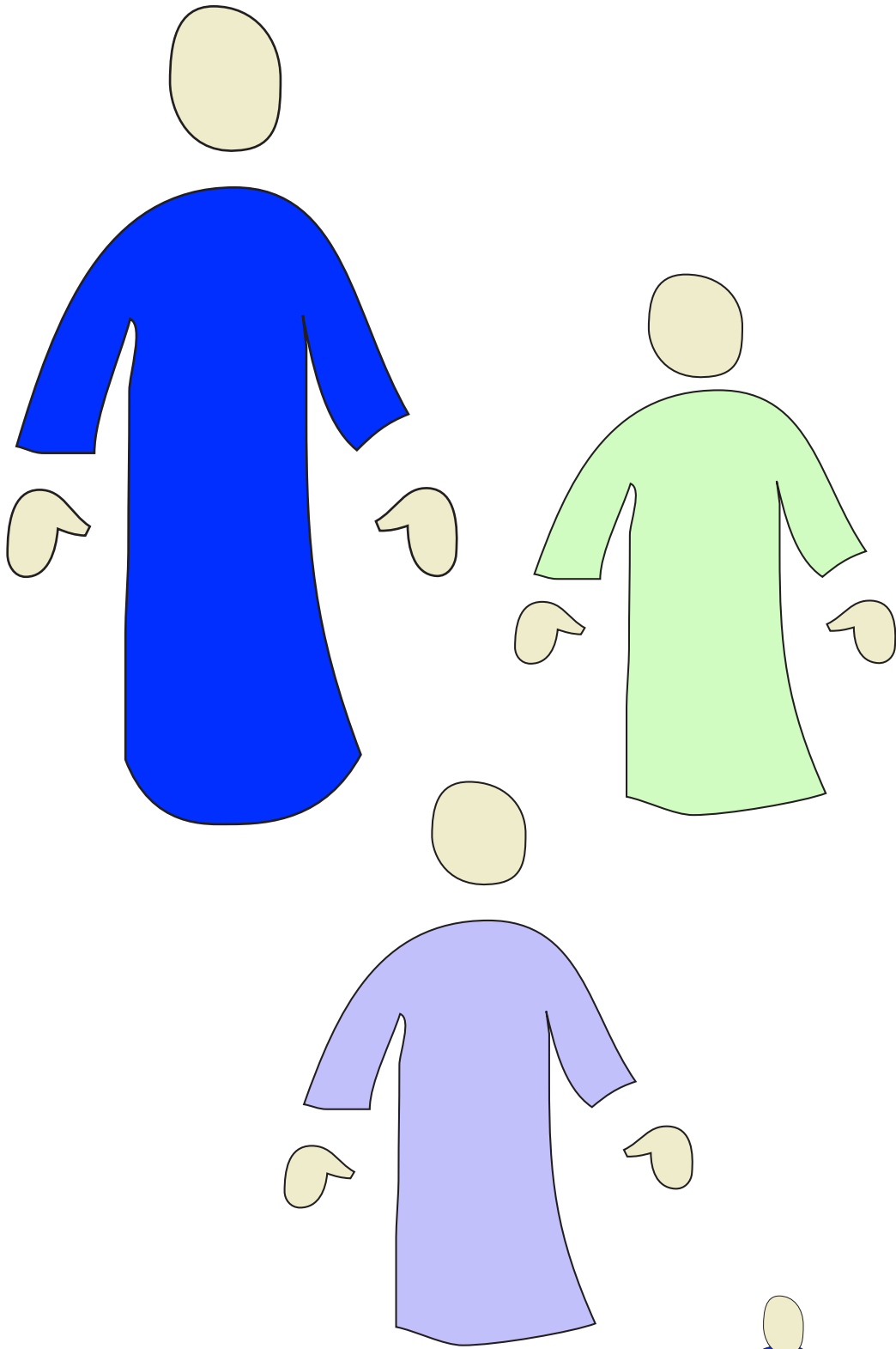


(Promises)

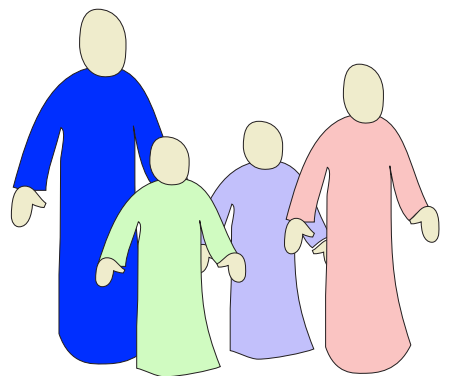
Lesson 3 (continued)


Smiling faces are used to represent God's blessing. These are required in a number of lessons. You might like to look ahead and cut a number of sets in advance.





The People in the land
Various colours and sizes






Cutting Pattern - Trees

No reqd: 6

Material: Green and brown felt

NOTE: The trees represent Eden in the first panel, then the promised land and finally heaven, the "new Eden."



Cutting Pattern - Grass

No. reqd: 3

Material: Green felt

NOTE: The grass represents the promised land.



LESSON 4

David - King of God's People

Aim

The aim of this lesson is to show the gradual fulfilling of God's promises to Abraham by focusing on the story of King David and the "golden era" of Israel's history. It's almost "Eden revisited", with God's people living in God's special land, under His rule.

Bible Focus

You'll find the background of today's lesson in 2 Samuel 7. Read it thoroughly before you begin.

Revision

Look back over the banner, starting from week 1. Recall with the children the main events it describes. ASK particularly about God's promises to Abraham. [Ask: "Why do you think God made these promises?" Try to draw out the response that *God is going to fix the things that went wrong in the garden*. God has promised to solve the problem of SIN].

EXPLAIN that today we're going to look at what happened next. We're going to find out about a great King, and his name was King David.

Storytime

Imagine what it would be like if you were a shepherd boy. We've just been imagining what it would like to be a KING. Being a shepherd boy would be nothing like being a king at all. You worked outside. Often you even slept outside. Being a shepherd was a pretty hard life.

Once long ago there was a shepherd boy called David. He wasn't very old. And he wasn't very important. In fact, David was just the LITTLE BROTHER in his family. And all his big brothers were pretty mean to him. They treated him like he wasn't very important. And that made him feel bad.

David lived a long time after Abraham. Abraham was his great great great great great great great great Grandfather. Or something like that. Remember God's promises to Abraham? God said he was going to have a great big family. And David was part of that family.

God said Abraham's family was going to live in a special land. And everything God said had happened. David LIVED IN THE SPECIAL LAND. It was called the land of Israel.

There was only one thing the people of Israel needed. They needed a king to guide them and look after them. A good King, who could teach them how to follow and obey God. And then God would BLESS THEM, and they'd all be happy and safe (which was the other thing God promised to Abraham.)

Well, one day, a very strange thing happened. An old man came along to David's father's farm. The old man's name was Samuel. And he said a very strange thing to David's father. He said "God has sent me to make one of your sons the KING OF ISRAEL."

The trouble was, they didn't know which one. So all the sons came out. And old Samuel looked at them. The biggest son came out. And then the next one. And the next one. But still, Samuel didn't see the one that God had chosen to be King. Trouble was, little David was still out in the field looking after the sheep. And nobody even remembered. Because nobody thought David was important enough to be a king. Especially not the King of Israel.

Finally, Samuel asked them if there were any more brothers. And they remembered David was out with the sheep. They called him in. And Samuel poured some oil on his head to show that he was the one who God had chosen to be the King of all Israel.

David had lots of adventures before he became the King. You've probably heard about the time he killed a giant called Goliath. And the only weapon David had was a little slingshot with five little stones. God looked after David. Because David was going to become KING.

Well, finally, when David got older, the great day arrived for him to be crowned as King. And the people were very excited. There was music, there was lots of good food, and everyone was happy. Because now they had a King who could teach them to obey God.

King David built a beautiful palace with lots of polished cedar wood. It was the best palace anywhere. And God helped David defeat all Israel's enemies. And the crops grew in the fields, and the grass was green, and the people were very happy. Because God was looking after them, and BLESSING THEM, just like he said to Abraham.

GOD HAD KEPT HIS PROMISES. Abraham's family had grown into a whole nation, and they had a beautiful place of their own, and God was looking after them. And King David was making sure they followed God's rules. It was just like the happy times Adam and Eve had in the garden all over again. Adam and Eve disobeyed God and were put out of the garden. I hope the people of Israel don't make the same mistake!

ASK "Do you think anyone would be silly enough to make the same mistake all over again?"

ASK “Can anyone remember what it was that Adam and Eve did wrong?” [Don’t focus on the fruit! Draw out the essence of their distrust and disobedience of God]

ASK “What happened to Adam and Eve when they disobeyed God?”

ASK “What do you think God would do to the people in Israel if they disobey him?”

Next week we’ll find out what happens!

Song

David Was a Mighty King is an easy song for the kids to learn. TEACH VERSE 1 ONLY.

The other verses, about Solomon and the following kings, should be kept for next week.


Banner



God’s crown overshadows David in his palace. The land is full of trees and happy people as a reminder of the Garden of Eden. Everyone is enjoying God’s blessing in God’s land.

Prayer


Explain to the children that we can be like the people in the land. God has given us a king too - his name is Jesus, and we’ll be learning more about him in the next few weeks. THANK GOD that we can be his people. ASK GOD to help us to obey King Jesus.



King David Assembly



- Also Required
- *Large crown
 - *Happy Faces
 - *Tree

Land

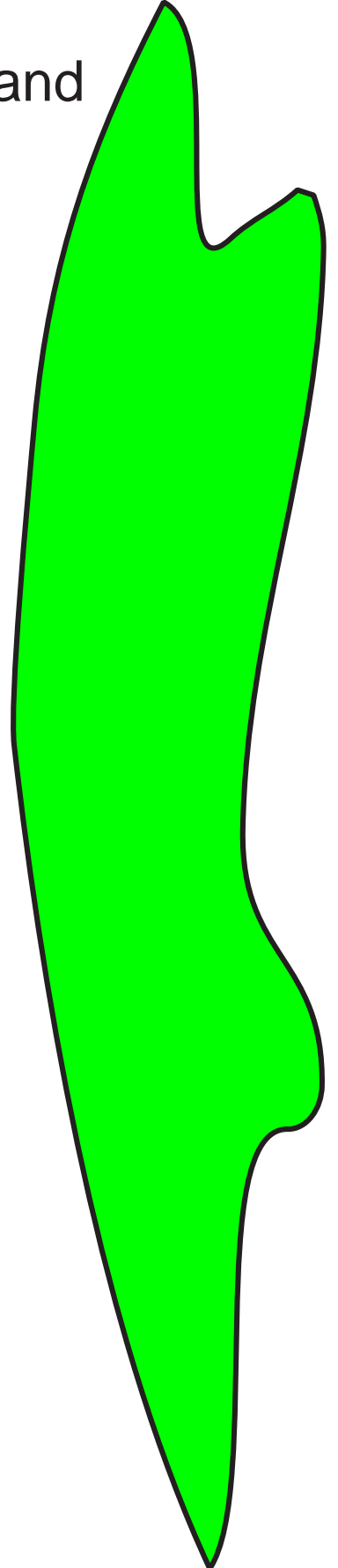


Small crown
(King David)

Window



Castle



LESSON 5

Solomon Gets it Wrong!

Aim

To explain the un-doing of God's promise of blessing through the disobedience of Solomon who followed other gods. Just like Adam and Eve, Solomon IGNORES GOD'S WARNINGS and disobeys.

Bible Focus

The background to today's lesson is drawn from 1 Kings 11 v 1-10.

Revision

Look over the banner, starting from week 1. Recall with the children the main events it describes. ASK particularly about God's promises to Abraham, and the fulfillment of the promises we saw last week in the Kingdom of David. LOOK BACK TO THE GARDEN OF EDEN on the banner, and compare the similarities. ASK "What went wrong in the garden." [Adam and Eve disobeyed God's rules]

EXPLAIN that today we're going to look at what happened next. ASK if anyone can guess.

Storytime

King David was a very good king. And last week we saw how he ruled over God's people in God's special land. Everyone was happy.

But you know, God had given his people some rules for living in his land. A bit like there are rules at school.

[Ask children to tell you some of their school or classroom rules. Ask WHO DO THESE RULES HELP? (They help everyone get on together safely and happily)]

There were ten main rules for the people living in the land of Israel. They were rules like "Don't tell lies to each other." And "Don't kill each other." But the first rule was the most important.

The first rule was very simple. And very important. The first rule was this. God said, **YOU SHALL HAVE NO OTHER GODS BEFORE ME.**

ASK "Who can tell me what that might mean?" [Discuss children's answers. EXPLAIN how other people in other places had other gods that were not really gods at all. They prayed to idols, which were pretend gods carved out of wood or stone or made of gold.]

God was very worried that his people would stop being HIS. He was worried that his people would forget about HIM, and start thinking that the pretend gods were real. Because they weren't real at all. They hadn't made the world. Those gods hadn't made the first man and the first woman and put them in the garden. Those gods were just pretend gods. And following the wrong god is a terribly big mistake. In fact, it's the worst mistake you can make.

So God warned them with his very first rule. **DON'T HAVE ANY OTHER GODS.**

Well, we already saw King David was a good king. He made some mistakes, but in the end he always said sorry to God, and turned back to doing things God's way.

But then King David got old and died. And his son SOLOMON became king instead. King Solomon was very clever. And when he was King, on the outside, it looked like everything was good. His palace was full of gold and jewels. He had a great big throne made of ivory and gold, with great big carved lions as armrests. When Solomon was sitting on his throne he looked very wise and powerful. And even other Kings and Queens used to come and bow down to him.

But that was only on the outside. Because Solomon was making a very big mistake. Here's what he did. Instead of just having ONE WIFE like everyone else, he decided to have lots of wives. After all, he was King. And he could do whatever he wanted to! But that wasn't the real problem. The real problem was that the wives he married came from other countries. That wouldn't have been such a problem either, except in those other countries, the people followed other gods - they prayed to statues made of wood and stone and gold. And guess what happened when Solomon's wives came to live at the palace? Guess what they brought with them?

They **BROUGHT THEIR IDOLS.** They brought their silly statues. And they had special dinners and sacrifices and parties for their pretend gods.

And you know the worst thing? Can you guess what Solomon did? Do you think he stopped them? Well, it's a pity he didn't. King Solomon didn't stop them. King Solomon did it with them! King Solomon joined in the parties. And he offered sacrifices to the statues instead of to God. And he even built special altars and buildings so other people could join in too. And

almost everybody did! King Solomon had made a terrible mistake. He was doing just what God said not to do, just like Adam and Eve in the garden. And God was very, very angry.

ASK children to think back to what happened when Adam and Eve disobeyed God. [They were sent out of the garden] ASK What do you think will happen to Solomon and the people of Israel? [Look for the answer "They'll be sent out of the land." Then move on to the conclusion of the story.]


Well, here's what God said to Solomon. And it's very, very sad. Because everything had been so good when his father David had been King. God said, "Solomon, because you wouldn't obey me, I'm going to take your Kingdom away from you." And next week we'll see that's exactly what God does!

Song

Listen to the whole of *David was a Mighty King*. Last week the focus was on verse 1. Now teach verses 2 and 3, which are about the sins of Solomon and the other kings.







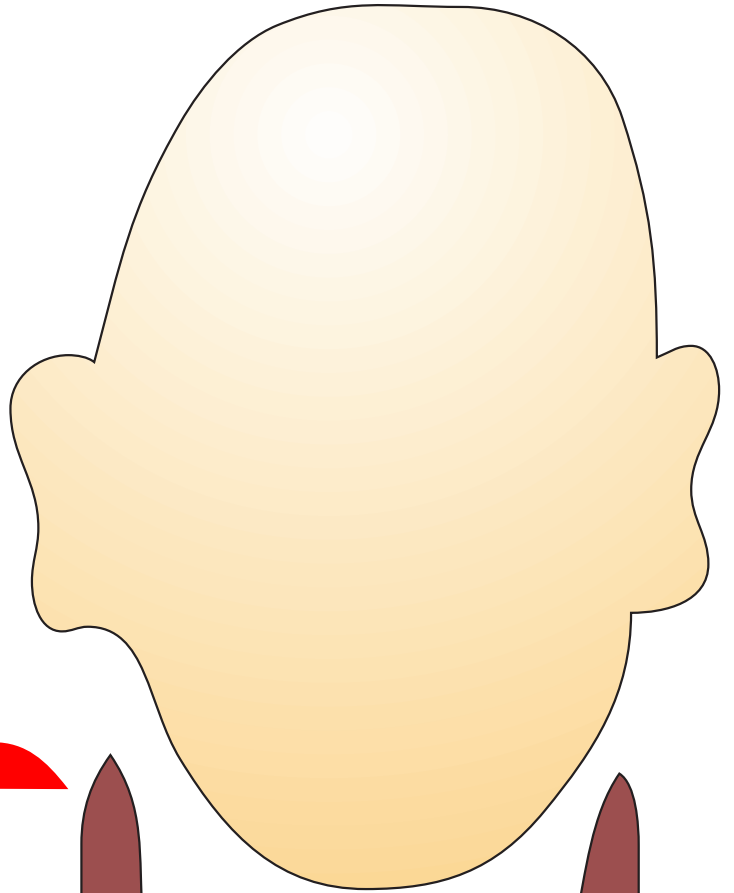

Banner

King Solomon clings to his idol. God's crown is crossed out above him showing his rebellion against God's rule.




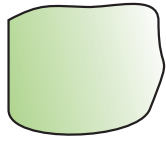
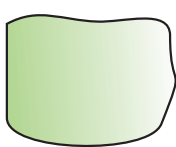

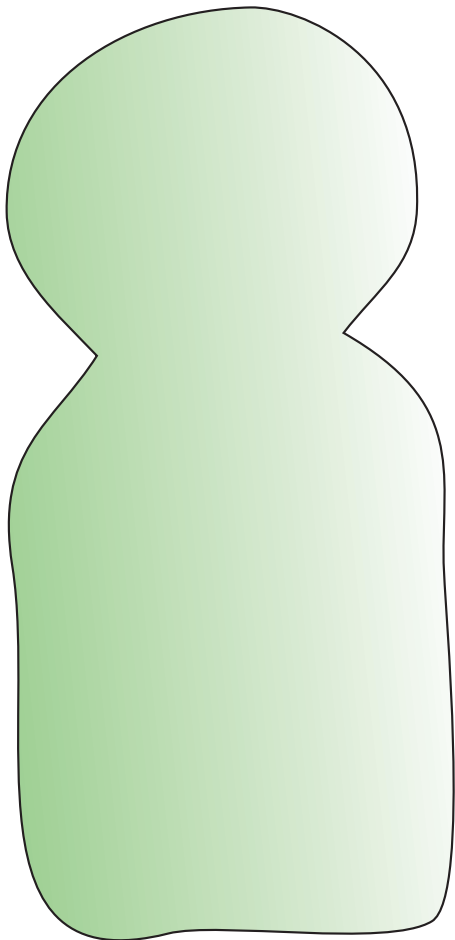
Application and Prayer

Discuss briefly the fact that we have trouble obeying God too. Explain that God will always forgive us if we turn back to him like King David did. Perhaps pray about specific points the children raise, asking God's forgiveness for the wrong things we do.



Solomon and Idol Assembly

Also required - large crown and red crossout



LESSON 6

EXILE! God Punishes His People

Aim

To show the consequences of Solomon's disobedience to God in the destruction of Jerusalem and the exile of God's people into Babylon, and to build up TENSION AND EXPECTATION as to whether God will still keep his promises to Abraham, even though everything has gone wrong.

Bible Focus

The Bible Focus for this lesson is 2 Kings 24 v 8-16. Note that for the sake of simplicity we won't be dealing with the final phase of the exile under King Zedekiah in chapter 25.

Resources

- A castle made of LEGO or similar building blocks
- Small toy soldiers (again, the LEGO version is ideal)
- Small toy Israelite characters - not soldiers
- A simple large map on cardboard or fabric with randomly drawn boundaries between "Israel" and "Babylon". The castle must fit onto the "Israel" section of the map.

If you have multiple classes, share this resource on one table, and take turns visiting the display.

Review

Look back over the banners, one week at a time. Ask the children to identify each object and revise the story so far, focusing on the expectation last week that God would judge his people for their disobedience in worshipping other gods.

Activity

Visit the resource table. The castle is in the middle of Israel, complete with Israelites. The soldiers are in Babylon. Have the children move soldiers down from the "Babylon" area and surround the castle. Then take the Israel characters back to Babylon. (If you're sharing the display with other classes, make sure you leave it as you found it!)

Storytime

Prince Jehoiachin [Je-HOYA-chin] only 18 years old when he became King of Israel.

It was a long time after King Solomon had been the ruler of Israel, and there had been a lot of other kings in between. And over and over again, they'd made all the mistakes Solomon had made. Over and over again, they'd worshipped statues made out of carved wood or stone, and

they'd forgotten to obey the true God. It was an easy mistake to make, because all the other people in the lands next door worshipped idols. But just because everyone else is doing something, it doesn't mean it's right, does it? [Pause to ASK FOR EXAMPLES of times when "everyone else was doing something" that was wrong. ASK "Did you join in?" Why? Why not?]

Well, last week we saw God said he was going to punish the people of Israel for being so disobedient. He told Solomon he was going to send them out of their beautiful land, just like Adam and Eve were sent out of their garden. And that's exactly what he did.

It wasn't very long after Jehoiachin became king. In fact, it was only three months. Here's the way it happened.

King Nebuchadnezzar was the King of Babylon. And he sent his best soldiers marching to Jerusalem. And they all surrounded the city walls so nobody could come in, and nobody could go out. Nebuchadnezzar wanted the land of Israel for himself. He wanted the city of Jerusalem. And most of all, he wanted all their gold and silver, because he was very greedy. He wanted to be the richest, toughest king around.

You know, when the people of Israel used to be obedient to God and do things his way, he used to help them. There was one time when another army came and camped around the city, and God gave them such a fright they started killing each other and running away. But this time, God wasn't going to help them at all. Because this time, God was going to punish them, just like he said. And he was going to use King Nebuchadnezzar from the land of Babylon to help him.

It's a very sad story. All the people in the city were getting hungry, because they couldn't go out of the city into the fields to gather food. And nobody could bring anything in. So in the end, they had to give up so they wouldn't starve to death. And so King Jehoiachin and his mother and his nobles and his officials all came out with their hands up in the air, and surrendered to King Nebuchadnezzar.

And Nebuchadnezzar took all the treasures and gold from God's temple, and from the King's beautiful palace, and he tied the people up and took them as prisoners - first of all the King, then the officials, then the fighting men, and the artists and the craftsmen. All the people who made Israel such a wonderful place were taken away as prisoners to the land of Babylon. And only a few people were left behind.

They marched and they marched, and eventually they got to Babylon. And all the people had to build houses and live there, away from God's special land that he'd promised to Abraham. God was punishing them for being disobedient, just like he said he would. And now everything was ruined. They weren't in God's land anymore. They weren't blessed and happy any more. Because they didn't want to live God's way.

Well, that leaves us with a big question, doesn't it? BECAUSE GOD MADE A PROMISE, didn't he? God told Abraham that he was going to use his family to bring blessing to the whole world. To put right everything that had gone wrong. And he told King David that there was always going to be a special King from his family to rule over God's people. But just when it looked like everything was fixed up, everyone went and ruined it again.

The question is, what's God going to do about it? Do you think God would just forget about His promises? Or do you think He might keep them in the end? That's the question to think about from now till next week!

Song

IN A FOREIGN LAND speaks about the experience of Daniel in Babylon. Explain that Daniel was one of God's people who was taken as a prisoner. He had to work in the Babylonian king's palace. Even though the Babylonian king said Daniel was not allowed to pray to God, and threatened to feed him to the lions, Daniel stayed faithful to God!

Listen to the song, and teach the kids to sing it.

The chorus of *TURN BACK* deals with Israel's exile too. It's too hard to sing, but it's worth playing to the class.

Banner

The banner this week shows a ruined palace, and sad people. God's blessing has been taken away. ASK "Where are the rest of the people?" Notice that God's crown is no longer crossed out. ASK "Why do you think there's no cross on the crown any more? [Because God is in charge of what happened. He was punishing the people of Israel for their disobedience.] NOTE: There are four more banner sections to complete after this one. Make sure you leave space.



Application and Prayer

Remind children that we've seen that God takes sin seriously.

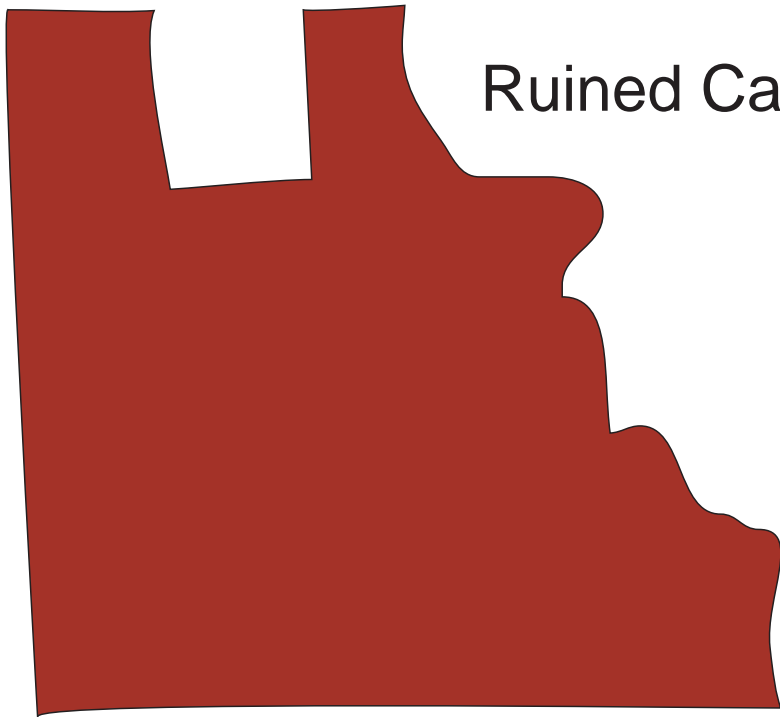
ASK if there have been any times through the week that the children have done or thought things God wouldn't be happy with.

REMINDE THEM that God wants to forgive us when we say sorry. PRAY, focusing on these issues.


EXILE




God's authority



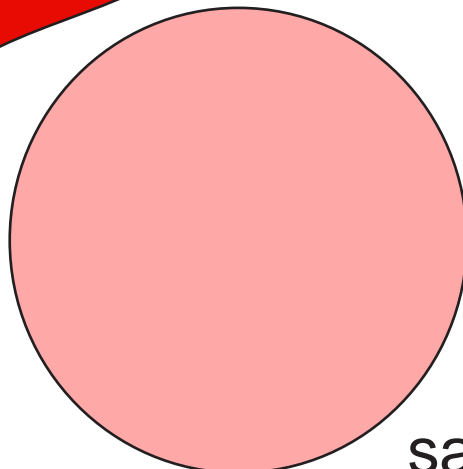

Ruined Castle



land



"out!"



sad faces

LESSON 7

The Coming of the King

Aim

In this lesson, we bring to a focus God's promises in the Old Testament. God's promise of blessing for the whole world is fulfilled through Jesus. This week we look at the account of his birth.

Resources

- a dictionary of names to check the meanings of the names of children in your class
- a small 2cm plastic baby doll for each class member (5 for 65c at craft shops!)
- small fabric scraps for "swaddling clothes".

Bible Focus

Most of this lesson will be drawn from Luke chapter 2. Seniors will look at the Song of Mary in Luke 1, which focuses on God's promises to Abraham.

Review

Perhaps this week you could ask the class leader to explain the banner sections to the rest of the class. Offer help when required, but try not to "squash" the class leader's attempt! Try to ensure that the promises to Abraham and the blessing of David are well covered, as they are key ideas for today's lesson.

Story Time

Last week we finished up with a bit of a problem, didn't we? Because we were wondering if God had forgotten all about his promises. Remember the promises? He promised Abraham that his children would become a great big nation with a country of their own. And that through them, the whole world would be fixed up. Because the problem was, everything had been ruined by sin. People thought they could run things better than God. And everything was spoiled.

Adam and Eve messed things up in the garden. Then Solomon and the other kings after him messed things up in the land of Israel. And God was so angry he sent them away. At the end of last weeks' lesson, everyone was stuck in the land of Babylon. They spent a long time in Babylon - seventy years. And then God told them they could come back to their own special land.

But some of them couldn't be bothered. They decided they didn't want to be God's people any more. They liked it in Babylon where the people worshipped statues. So they stayed.

The ones that did go back were pretty sad when they got there. Because everything had been ruined. Years went by, and the people of Israel were a pretty sad bunch. They didn't even have a proper King. But God had promised David that Israel would have a good King like him forever. But now they had no king at all! The people thought God had forgotten all about them. No wonder they were so unhappy!

Well, that brings us to this week's story. Because God had a plan all along. Right back at the start he told Abraham that he was going to send someone special. Someone who would fix up the problem of sin. And then he told David that one day he'd send a King who would rule over the whole world for ever.

And **GOD KEEPS HIS PROMISES**. God's plan was that he was going to send his very own **SON**. And his son was going to fix the problem of sin. And his son was going to be King forever. So here's how it happened.

God sent an Angel to the town of Nazareth to speak to a girl called Mary. Mary was engaged to a man called Joseph, but they weren't married yet. The angel told Mary she was going to have a very special baby - a baby called Jesus.

Close your eyes and listen to what the angel said. Imagine you're Mary. You're probably feeling a bit scared, cause you don't often meet angels. In fact, you've never met one ever before.

Here's what he says. He says, "Mary, you're going to have a baby son. Give him the name Jesus. He's going to be **GREAT**, and will be called the **SON OF THE MOST HIGH GOD**. The Lord God will give him the throne of his father David, and he will rule over Abraham's family forever; his Kingdom will never end."

How do you think Mary felt? She was excited. And a bit scared.

Well, the time finally came for her to have the baby. And everything happened in a very strange way. Mary and Joseph were visiting a little town called Bethlehem, which was called **THE TOWN OF DAVID**, and there was nowhere for them to stay. All the motels were full. And in the end they had to sleep in a cow shed. And that night in the smelly old cow shed, Mary had her baby. It was a baby boy, just like the angel said. And they gave him the name Jesus. Jesus is an interesting name. Because it has a meaning. [ASK children if any of them know the **MEANINGS** of their names. Be prepared to tell them the meaning of your own name. If possible, look up the meanings of the names of the children in your class in a dictionary of names beforehand so you can tell them the meanings of their names if they don't already know!]

The name JESUS means GOD SAVES US. And that's exactly what God sent his Son to do. And instead of being born in a palace, he was born in a shed. There were some shepherds out in the fields looking after their sheep, and suddenly the sky lit up around them. And there was an angel. I don't know if it was the same one who spoke to Mary, but he had a message for the shepherds. They were so frightened they fell over. Maybe some of them tried to hide behind the sheep. But the angel told them not to be frightened, because he had some good news. He said "I bring you good news of great joy that will be for ALL THE PEOPLE. Today in the town of David a Saviour has been born to you. He is God's special King!"


That's an important message, isn't it? He said GOD IS GOING TO BLESS THE WORLD. That's why he sent his son. JESUS HAS COME TO BE KING. God's kept the promise he made to Abraham, all those years ago. The shepherds raced into Bethlehem as fast as they could, and they found the cow shed, and they saw the baby Jesus, and straight away went out to tell everyone about the new king. And they were so excited, that they praised God all the way!

Song

GLORY TO GOD is the song for today; listen to it beforehand and decide whether you'll be able to teach it to your class. If you think it's too hard, use it as "listening time". *WHO IS THIS MAN* has a similar theme, and is easier to teach.

Banner

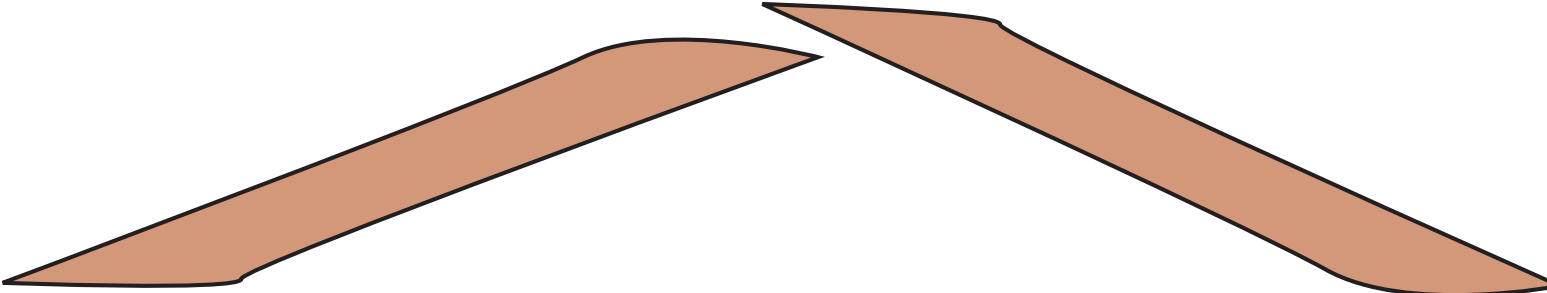

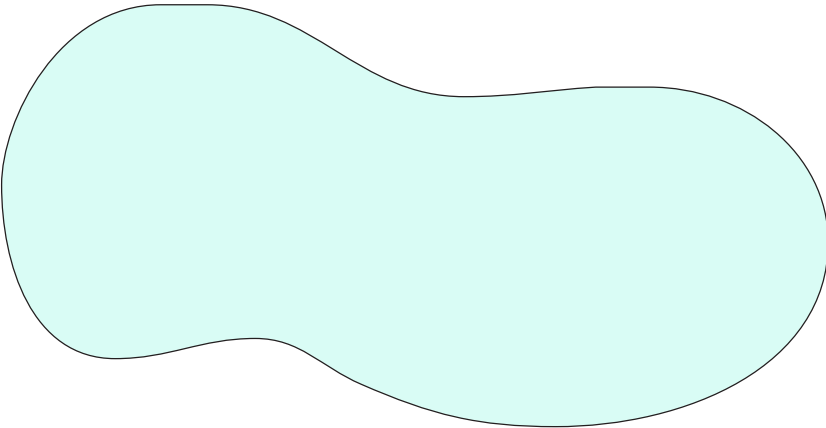
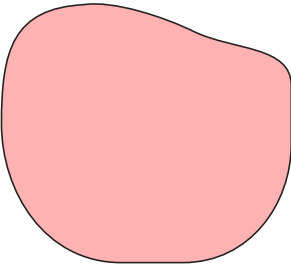
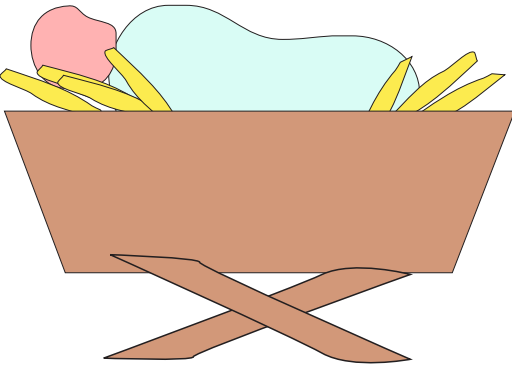
Now that we're getting near the end of the banner, check your spacing for the next three weeks. We want to finish near the end of the fabric, so make sure you don't cram things too much! Again, encourage older children to help the younger ones arranging the parts of the picture.



Discussion and Prayer

Discuss with the children the fact that Jesus was sent to be king. He can be OUR KING too! ASK How do you make Jesus your King? [You tell him in a prayer that you want to follow him, and then you start living to OBEY HIM. You find out HOW to obey him by reading his word, the Bible.] Pray, thanking God for sending Jesus. Maybe children might like to pray asking God's help in following King Jesus.

Birth of Jesus Assembly



LESSON 8

The Death of the King

Aim

The aim of this lesson is to explain the significance of the death of Jesus in our place. The concept of "swapping" or exchanging things is introduced in the opening activity - most children will seek to "swap" for things they like better. Jesus has done the opposite by taking the punishment WE deserved!

Resources

You'll need a range of small items (one per child) that includes ONE THING that's very desirable. For example...

A pen, a salt shaker, a small chocolate Easter egg (unopened), an old hat, a sock, a small toy, a paper aeroplane, a small stone.

Have these items hidden in a paper bag or other suitable container.

Review

Once again, look back through the whole banner. This time, YOU take a turn at explaining what each item represents. Try to involve the kids by occasionally "forgetting" and asking for help.

Activity

Take items out of your bag one at a time, giving one to each child. MAKE CLEAR to the person who gets the chocolate that it's not to be opened - yet!

Now tell the children they are allowed to SWAP THEIR ITEM with anyone else in the group. TRY TO KEEP SOME ORDER, but encourage free interaction. MAKE CLEAR that no one can be forced to swap. Anyone who is happy with their object may keep it.

Observe the dynamics of the group - try to save the child with the chocolate from being beaten up or otherwise disadvantaged!

Storytime

a) The art of Swapping

We just played a swapping game. I hope you're all happy with how it ended up. I wonder what you were thinking when you were trying to swap? I wonder what you really WANTED to swap for. [ASK FOR SOME FEEDBACK HERE... lead to the conclusion that MOST PEOPLE LIKE TO SWAP FOR SOMETHING THEY LIKE BETTER. Not many people would swap a chocolate egg for a dirty old stone!]

We all like swapping something bad for something better, don't we? And if you've got the best thing, you don't really want to swap it for ANYTHING. [Continue... So PETER didn't want to give up his chocolate egg. And ADAM kept trying to find someone to swap the rock with.]

Not many people would really want to swap something GOOD for something BAD.

But I want to tell you today about someone who did. And it's a very surprising story. It's about the King we learned about last week. [Ask WHO WAS THAT? ... Jesus]

Jesus did all sorts of wonderful things. Things that only the Son of God could do. He made sick people better, he stopped storms - and he taught people about God. But the most important thing he did was that he SWAPPED SOMETHING.

b) Review - The Theme of Sin

You know, all through the story of the Bible, there's one thing we've noticed. And that's the way people kept on disobeying God.

It happened in the garden with Adam and Eve. It happened in the new land God gave the people of Israel. And it happens with you and me too. Somehow we just can't help ourselves. We want to do things our way instead of God's way. That's what the bible calls SIN.

Everyone sins. Except for one person. There was only one person who never sinned, who always did things God's way. And that was Jesus. Jesus was the only person who didn't deserve to be punished by God. And everyone else did.

Well, listen to the story of what happened; it's a sad story. But in another way, it's the best story you could ever hear.

The rulers of Israel didn't like Jesus very much; in fact, they hated him. Because Jesus kept saying he was the Son of God. And that made them feel very nervous. So they decided they had to get rid of him. They decided to kill him. So they told everyone Jesus was a criminal, and they arranged for the Roman Soldiers to arrest him. And they whipped him, and they hit him. And in the end, they took him outside, and they nailed him onto a wooden cross with spikes through his hands and his feet. And he died.

Jesus was the one person in the world who never did anything wrong. And they killed him as if he was a criminal. Because that's what they did with criminals back then. They nailed them on crosses to die. But you know, the Bible says it was all part of a plan. The plan was, by dying on the cross like a criminal, Jesus was doing a SWAP. But it was a swap for something REALLY BAD; really bad for him, and really good for us. **Because when he was hanging on the cross, it was just as if Jesus was being punished by God. He wasn't being punished for the things HE did wrong. He was being punished for OTHER PEOPLE'S SINS. People like you and me.**

It's a funny sort of swap, isn't it? Just imagine you were in terrible trouble with your mum and dad. Imagine you'd done something terribly, terribly bad. And imagine you had a big brother, and when dad came in all angry about what you'd done, imagine your big brother saying, "Be angry with me instead." And taking your punishment for you.

You know what sort of swap that is? It's a LOVING SWAP. Instead of being selfish like we were at the start, it's swapping for something bad for you - so everyone else can get something good. That's what Jesus did. He took our punishment from God, so we can be forgiven.

Well, next week's the exciting part. Because even though they killed Jesus on the cross, that's not the end of the story. And there's something even better about to happen!

Song

GOD IS A HOLY GOD revises God's Holiness as it's described in the Old Testament. Verse 2 explains how Jesus makes us holy through his death on the cross. Play it on the CD, and teach it to your class - it's easy to sing.


Banner

This is the simplest, and most striking, banner piece. Glue the cross in a suitable place. ASK "Why do you think we're gluing a cross here?" Discuss and revise the lesson. What was Jesus swapping?



Prayer

Perhaps you will be able to finish with a short prayer thanking God for the swap Jesus did.



Lesson 8 - The Cross

LESSON 9

Jesus is RAISED, Jesus is KING!

Aim

The aim of this lesson is to show that the resurrected Jesus is appointed King of God's people, and that we can be part of his kingdom by trusting and obeying him.

Bible Focus

John 20 verse 19 to 31

ACTIVITY-The Dictionary Game

Find a few fancy sounding words in a dictionary - aim to find words that your class will probably not be familiar with. Write out three or four definitions of each word - one accurate, the others humorous, or possibly convincing. Ask the class to vote on the definitions to decide which of them they believe. Sometimes it will be hard to know which story to believe. Some people are easy-to-fool people, and some people are hard-to-fool types. Stress these ideas before moving on to the story about hard-to-fool Thomas.

Story Time

Some things are hard to believe! But that doesn't mean they didn't happen. Sometimes people say, "I couldn't believe my eyes!" - because they're so surprised.

Amazing things are hard to believe, and today's story is about the most amazing thing that ever happened. And somebody who didn't believe it.

His name was Thomas. His friends probably called him Tom. And Tom was the sort of man who never seemed to believe ANYONE! Tom was what you could call a very SUSPICIOUS PERSON!

Now three days after Jesus died, an amazing thing happened. God brought him back to life again. Jesus was God's son. So he couldn't stay dead. And when he came back to life, he saw people, and talked to them. And ate dinner with them. Sometimes people have been so sick that they stopped breathing for a few minutes and have come back to life. That's called being "revived." But Jesus had been dead for three days, and now he was alive again. That's called

RESURRECTION. And it's never happened to anyone else (except for one friend of Jesus who was raised in a miracle.)

One night, most of the disciples of Jesus were in a room having a very sad dinner. Everyone was there except Thomas. And suddenly, Jesus arrived. They thought they were seeing a ghost! They were amazed. But Jesus got them to touch him, and feel him. He was REAL. And he was alive.

But poor Thomas wasn't there to see him. And what do you think happened when his friends told him who they'd seen. Thomas thought Jesus was dead. He'd seen him die on the cross. So what do you think Thomas said when his friends told him Jesus was alive? [Pause to ASK FOR RESPONSES]

Well, I'll tell you exactly what Thomas said. Because it's written in the bible. Thomas said, "Unless I see the nail marks in his hands, and put my fingers where the nails were, and put my hand into his side, I will not believe it."

That's the sort of person Thomas was. He didn't trust ANYONE! He had to see it for himself before he'd believe it. And no matter what they said, Thomas just wouldn't believe it.

Well, the next Sunday night, the disciples were having dinner together again. And this time Thomas was with them - just in case anything amazing happened.

And you know what? Something amazing DID happen. Just as they were all sitting down for dinner, there was Jesus. And he said, "Peace be with you." And they were all excited to see him again.

Except Tom. Who I think must have been feeling a little bit embarrassed. Because Tom had a feeling Jesus knew exactly what he'd been saying. That he didn't believe he was alive.

And then Jesus called him over. And he said, "Thomas, put out your hand. Put your finger in where the nails were. Feel where the spear went. It's REALLY ME. So STOP DOUBTING AND BELIEVE."

Well, Thomas did believe from then on. How could he help it? And he bowed down and worshipped Jesus, because he knew Jesus must have been very, very important for God to have brought him back to life after he died. He knew Jesus was THE KING.

You know, soon after that, Jesus went up to heaven to be with God. But he's still the king. That's what people like Thomas went around telling everyone. They were very happy. Because Jesus was the King God promised long ago. The King who was going to rule God's people for ever. But now, to be God's people you don't have to live in the land of Israel. All

you have to do is follow Jesus. And believe him. And trust what he says. Thomas didn't trust him until he saw him with his own eyes. But Jesus says it's better if you BELIEVE BECAUSE YOU TRUST HIM. And that's the way we live in his kingdom. We read his word in the Bible, and we obey him, and one day we'll live in his kingdom in heaven.

And that's what we're going to learn about next time.

Banner

Ask children what they think the banner pieces mean. [The crown represents Jesus, the risen King. The happy faces are his followers who are part of his Kingdom. DRAW CHILDRENS' ATTENTION to the similarities with the DAVID SECTION of the banner, and the differences. For example, to be part of the Kingdom of God, you no longer need to live in the promised land. You'll live in heaven with Jesus. Being part of the Kingdom of God means accepting Jesus as your king, and trusting and obeying him.





Song

JESUS IS THE LORD! is a great song that highlights the resurrection of Jesus, and the fact that he reigns in heaven now. Play it on the CD for the class to listen to, and explain the words.

Conclusion

Ask the children to tell you if they have asked Jesus to be their King. If they have, they are part of the Kingdom of God. Explain what an exciting thing this is! They are part of God's plan that stretched all through history and all through the bible, and can look forward to eternal life with Jesus.

Lesson 9 - Jesus is Raised, Jesus is King



Also Required - Crown

LESSON 10

God's People in God's Place Again

Aim

To show that the story of the Bible comes to a fitting conclusion with the perfection of Eden restored in heaven for those who follow King Jesus.

Bible Focus

Revelation 22:1-6 is our Bible focus today. As you read it and prepare the lesson, keep in mind that the pictures Revelation deals in are “symbols” - in this case, symbols of the final restoration of a perfect relationship with God.

Resources

- Party food for your class
- Fruit and leaves to decorate tables

Activity

Today's activity will be a surprise party AFTER the lesson. Please co-ordinate this with any other teachers so all classes finish at the same time.

Revision

Work all the way through the banner, especially focusing on the early sections - the garden, sin, and God's curse. Make sure the theme of God's BLESSING to Abraham is recalled, and seen as the solution to the curse. Clarify the fact that the followers of Jesus are part of God's kingdom. Take all the time you need to revise the banner - this is the last lesson, and will be your last chance to consolidate the Bible overview.

Story Time

Sometimes, sad things happen. Things that make us cry. People do things that hurt us. Sometimes we get sick. Or people we love get sick. And there are wars, where people get injured and killed. We live in a world that's full of sad things. That's the way the world is,

because right back at the start Adam and Eve decided they could run the world better without God. People decide the same thing these days. And they don't do a very good job.

If you look at our banner, that's what the Bible is all about. It's about people like Adam and Eve and King Solomon who keep wanting to do things their way instead of God's way. And it's about God's big promises to put things right.

[ASK "Can anyone remember the three big promises to Abraham?"... God's special people were going to be in God's special place, and God was going to bless them.]

Today we're going right to the end of the story. And it's right at the end of the Bible. It's a picture that God has given us about the way things are going to be when we get to heaven, the special place he has got ready for his people.

At the start of the Bible, Adam and Eve lived in God's special garden, and they were happy, and close to God. At the end of the Bible, God tells us there's going to be a CITY - not just a garden, 'cause there are going to be so many people there. They're all the people from all over the world who follow Jesus and have made him their King.

In the garden there was a beautiful river that watered all the plants and kept them alive. In the City at the end of the Bible, there's a river too - the river of the Water of Life, as clear as crystal, flowing from the throne of God to the throne of Jesus.

In the garden there was a tree called the Tree of Life. And if you ate its fruit you could live for ever. In the beautiful city there are trees like that all up and down the sides of the streets, and they're full of fruit.

But best of all, GOD is in the city. And Jesus is there too. And they'll rule over their people for ever and ever, and there won't be any more sin or sadness or pain or crying. It's going to be a wonderful place.

The most important question is, how do we get there? It's the sort of place God has been talking about all the way through the bible - a place where he can rule over his people and they can be blessed and happy. (Just like in the promise pictures near the start of the banner.) It's going to be like David's kingdom, only much, much better. So it's an important question, isn't it? How do we get there?

And the answer is, it's EASY! Jesus has already died for our sins, so when you turn to God and say SORRY, and you make Jesus your KING, that's all you have to do! You've booked a place in God's Kingdom in Heaven. And when you die, you'll go to meet him, and we'll all be there in the City of God's Kingdom, smiling and laughing and having a great party. And that's what the Bible's all about!

BANNER

As you add the finishing touches to your banner, point out the similarities between the first lesson, the promises to Abraham, and this final section. Here at last are God's people, happy in God's special place. This is what the Bible has been looking forward to all along.



Song

THE DAY says "there will come a day when all will be made new." Explain the words, which move from the Old Testament promise of a new start, to the fulfillment in Jesus; and the fact that in heaven, everything will finally be fixed up.


Party Time

The end of unit party is designed to be a reminder of the celebrations in heaven! Decorate the table with leaves and fruit (Revelation 22v2) to remind the children of the fruit from the tree of life. Display the banner prominently.


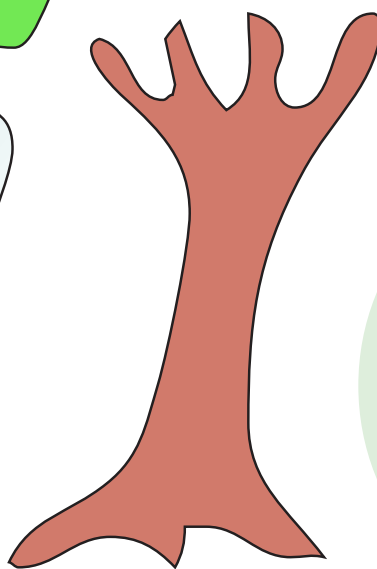
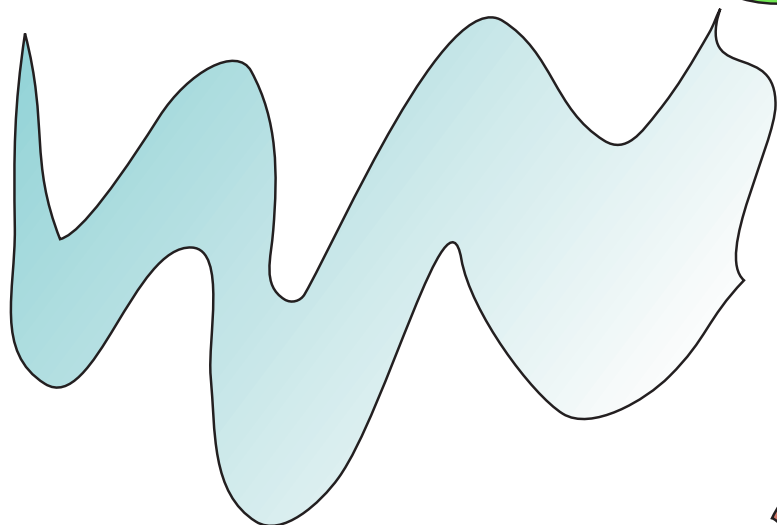





What Next?

NEXT WEEK, arrange to display the banner during the church service, so parents can see what the children have been working on. Prepare a number of children to introduce and explain each section of the banner.

As you move on to new course material, keep the banner as a reference. Describe where each new story would fit into the banner overview. It's a great long term resource!



Lesson 10 - Heaven - the promised land that lasts!



THE END
You made it!

