

SPECIFICATIONS

Certifications/Qualifications

www.kichler.com/warranty

Dimensions

| | |
|---|-------------|
| Base Backplate | 5.00 X 4.75 |
| Extension | 8.50" |
| Weight | 2.60 LBS |
| Height from center of Wall opening (Spec Sheet) | 7.50" |
| Height | 15.00" |
| Width | 5.75" |

Light Source

| | |
|------------------------|--------------|
| Lamp Included | Not Included |
| Lamp Type | BR40 |
| Light Source | Incandescent |
| Max or Nominal Watt | 120W |
| # of Bulbs/LED Modules | 2 |
| Socket Type | Medium |
| Socket Wire | 150" |

Mounting/Installation

| | |
|-------------------|------------|
| Interior/Exterior | Exterior |
| Location Rating | Damp |
| Mounting Style | Wall Mount |
| Mounting Weight | 2.60 LBS |

FIXTURE ATTRIBUTES





Housing

| | |
|------------------|----------|
| Primary Material | Aluminum |
|------------------|----------|

Product/Ordering Information

| | |
|--------|------------------|
| SKU | 9246BA |
| Finish | Brushed Aluminum |
| Style | Contemporary |
| UPC | 783927468015 |

Finish Options

-  Architectural Bronze
-  Black
-  Brushed Aluminum
-  White

