

RECTORSEAL

A CSW Industrials Company

INSTALLATION INSTRUCTIONS

RSH™50

Surge Protective Device (SPD) for Single-Phase System 120/240 VAC Type 1



UL LISTED
Type 1 SPD
5MEB

Installation

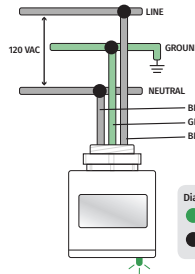
1. To assure proper installation, measure the voltage on each phase and ensure the correct device is installed.
2. Turn off power to the circuit where surge protector is to be installed.
3. Mount device to keep conductor length as short as possible. Cut wires to length and connect to circuit per wiring diagram below avoiding sharp bends or looping.
4. Reinstall covers, restore power and confirm diagnostic LED is illuminated.

Device Ratings

Normal Voltage Per Leg	Max. Operating Voltage (MCOV) Per Leg	Max. Discharge Current (IMAX)
120 VAC	150 VAC	50kA

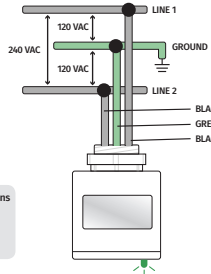
120 VAC DIAGRAM

Single-Phase System: 1 Ph, 2W + G

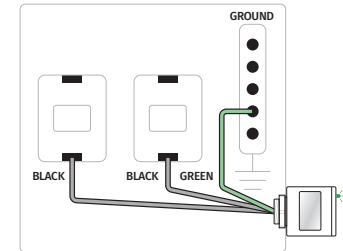


240 VAC DIAGRAM

Split-Phase System: 1 Ph, 2W + G



240 VAC 2-POLE DISCONNECT DIAGRAM



Diagnostic Operations

- LED ON = System protected
- LED OFF = Replace device

ALTERNATIVE WIRING METHOD:

This SPD can be also be installed by splicing into the wires of the WIP, within the disconnect box or by using a double lug adapter.

Para instrucciones en español visite www.rectorseal.com

Technical Support Call 1-800-648-6802

All surge protection devices require a good ground connection for effective operation

Coverage for the RSH-50 Surge Protective Device (SPD) for Single-Phase System

Lifetime Product Warranty

PSP Products, Inc. ("Manufacturer") will, at its sole discretion, repair or replace any RSH-50 Surge Protection Device (SPD) that is defective or is damaged by an electrical surge (including those caused by lightning) for the lifetime of the product from the date of installation by the original owner or owner of record of the premises (User) at no cost to the User.

Connected Equipment Warranty

Manufacturer will, at its sole discretion, for a period of 5 years from the date of installation, repair or replace heating, ventilation and air conditioning equipment that is damaged as a result of SPD failure during a surge event. Coverage is applicable only if the SPD (1) was fully functional immediately prior to the claim event; (2) was properly installed per the installation instructions; and (3) sustained surge damage as a result of the claim event.

Damage claims must be made within 14 days of the occurrence and the SPD returned to Manufacturer within 30 days of the occurrence with the original purchase receipts of the SPD. Returned SPDs require an RMA number and a completed Warranty Claim Form (contact Warranty Assistance for details), and the SPD must be determined to have failed based on Manufacturer's test procedures.

This coverage is secondary to any applicable warranties, service contracts and all other insurance. If the claim is found to be valid, Manufacturer will pay up to the deductible amount of the home owners insurance or the cost of the damage, whichever is less, subject to a \$5000.00 limit per occurrence. All of the above items must be met in order to have a valid claim.

The above coverage applies to the User only and is the exclusive remedy under this warranty, whether based on contract, tort, including negligence, or otherwise. Manufacturer reserves the right to audit the damages, site and/or cost of repairs and may require a notarized proof of loss. This warranty does not cover damage associated with sustained over voltages, vandalism, theft, normal wear and tear, obsolescence, abuse, unauthorized modification or alteration, misuse, improper installation or catastrophic events including direct lightning hit.

Except as expressly provided by this warranty, Manufacturer disclaims liability for any incidental, indirect, special or consequential damages arising out of the sale or use of SPDs (including without limitation: lost business profits, loss of data and all freight, mileage, travel time and insurance charges associated with warranty coverage claims). Some states do not allow the exclusion or limitation of incidental or consequential damages, so the above limitation or exclusion may not apply to you. This warranty gives you specific legal rights and you may have other rights which vary from state to state. *This warranty is valid in the United States and Canada only.*

Caution: Effective surge suppression requires correct wiring and all SPDs must be properly grounded for this warranty to be honored.

For Warranty Assistance call 800-648-6802 or (703) 368-8376 • PO Box 4108, Manassas, VA 20110



Completely read the instructions before installing the unit.

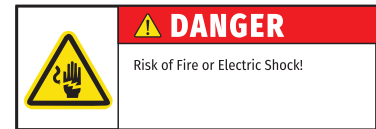
Installation and service must be performed by a qualified licensed service professional. Disconnect power at the circuit breaker(s) or disconnect switch(es) before installing or servicing.

This product is intended for indoor or outdoor use.

Installation and/or wiring must be in accordance with national and local electrical code (NEC) and/or Canadian Electrical Code (CEC) requirements.

Improper wiring could cause equipment damage, fire, injury, and/or death.

This unit contains no serviceable parts.



RectorSeal, LLC • 2601 Spenwick Drive, Houston, TX 77055, USA • 800-231-3345 • Fax 800-441-0051 • rectorseal.com

A CSW Industrials Company. RectorSeal, the logos and other trademarks are property of RectorSeal, LLC, its affiliates or its licensor's and are protected by copyright, trademark and other intellectual property laws, and may not be used without permission. RectorSeal reserves the right to change specifications without prior notice. ©2019 RectorSeal. All rights reserved. R50366-1019