

MERCURY 7: 12V & 24V Brass Area Light

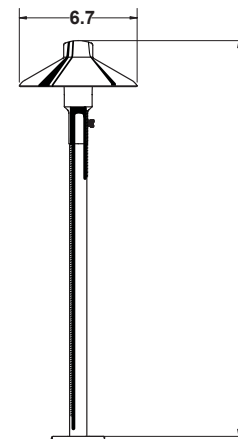
PROJECT:	
TYPE:	
CATALOG NUMBER:	
LAMP(S):	
NOTES:	

FIXTURE ORDERING INFORMATION

Example: M7-12-L2 (Mercury 7, 12 Volt, 2 Watt, 3000K LED T3, 25' Wire Lead, Weathered Brass)

MODEL NAME	VOLTAGE	WATTAGE	WIRE LENGTH	FINISH	OPTIONS
M7= (Std.) 18" stem	12=12 Volt	L1= LED, 1W, 3000K	Leave blank for standard 25' length	leave blank for standard WB finish	* 6P= Six Pack
*M712= 12" stem	24=24 Volt	L2= LED, 2W, 3000K	* 0= 3' wire lead	P= Standard powder coat finishes.	
*M724= 24" stem		20= 20W Xelogen	* 50= 50' wire lead	List your desired color in the order comments area.	
*M736= 36" stem		NL= No Lamp			
*M748= 48" stem					

DIMENSIONS:



M7= (Std.) 21" Overall height
M712= 15" Overall height
M724= 27" Overall height
M736= 39" Overall height
M748= 51" Overall height

Powder Coated Finishes

Tucson Tan	TT
White	WH
Black	BK
Verde Green	VG
Titanium Knight	TK

Standard Finish

Weathered Brass	WB
-----------------	----

Stock powder coated colors displayed are subject to varying lead-times and will incur an additional cost. A Limited Warranty applies to all powder coated products. Custom colors are available upon request. Please inquire about cost and lead times. Contact factory for custom colors and matching paint options.

FLEX™ Unique Lighting Systems® fixtures are available with LED lamps. Please specify the lamp code when ordering.

* Only available with the NL wattage option.

Unique Lighting Systems® reserves the right to modify the design and/or construction of the fixture shown without further notification.

SPECIFICATIONS

Our Commitment

Unique Lighting Systems' highest commitment is to set the standard for manufacturing innovative and quality products. This commitment is evident through our detailed inspection processes and extensive field testing. From the initial design process of each product, to the final assembly of each custom-made individual part, our manufacturing process accomplishes the highest level of performance and durability carried through to final delivery to the end user. Durable construction and beautiful styling make Unique fixtures the ideal solution for any residential or commercial application. Unique Lighting™ already holds numerous product patents and we are constantly developing innovative ideas to help expand the lighting industry.

Materials

Crafted from extruded brass.

Stem

Brass unibody design provides enclosed, water resistant wireway.

Collar

Extruded brass with brass height adjustment thumb screw.

Shroud

Stamped brass. Reflective Powder Coat Interior.

Lens

Shock resistant, frosted Borosilicate Glass lens.

Lamp

For use with a Xelogen lamp up to 20W. **FLEX™** Series LED lamps are available in 1W or 2W T3 lamps. LED lamps are available in 3000K color temperatures.

Electrical Requirements

A remote 12V or 24V transformer required, may be ordered separately from Unique Lighting Systems®. Voltage range for 12V halogen lamps is 10.8V to 12V. Voltage range for 24V halogen lamps is 21.6V to 24V. Voltage range for 12V **FLEX™** Series LED lamps is 10V-18V.

Socket

Specification grade, beryllium copper lamp holder. GU5.3 base.

Wiring

Exclusive UF Intelli-Flex wire with anti-moisture migration connections.

Mounting Stake

Standard mounting stake is injection molded PVC with a 1/2" NPS threaded female fitting.

Finish

Exclusive Weathered Brass finish is standard. Unique™ Lightings' Weathered Brass finish is a "living finish" and will naturally patina and change over time. Polyester powder coat finishes are also available (see chart above).

Warranty


The Odyssey Family of products from Unique Lighting Systems® carries a limited lifetime warranty against manufacturer's defects.

Manufacturing

Manufactured to ISO 9001-2008 Quality standard.



UL 2108:2004 R12.07
CSA C22.2.9.0-96 (R2006)

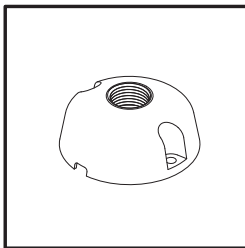


ACCESSORIES

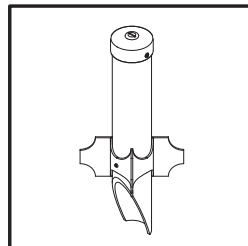
Type	Part #	Description
Base	SPHEREBASE	Round Mounting Base
*Stake	STABILIZERSTAKE	Large stake, brown
Perma Post	ZEROG	Docking Post
Perma Post	ZEROGWB	Docking Post W/Brass Cap
Riser	12ADJRISER	12" Adjustable Brass Riser WB
Riser	24ADJRISER	24" Adjustable Brass Riser WB
Riser base	12ADJRISERBASE	12" Adjustable Brass Riser Base WB
Riser base	24ADJRISERBASE	24" Adjustable Brass Riser Base WB

*Included with standard fixture

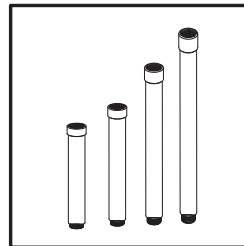
COMMONLY USED WITH THIS FIXTURE:



Round Mounting Base
Part # SPHEREBASE



Docking Post W/Brass Cap
Part # ZEROGWB



Riser - 6", 12", 24" & 36"
Part # 6RISER
Part # 12RISER
Part # 24RISER
Part # 36RISER



UL 2108:2004 R12.07
CSA C22.2.9.0-96 (R2006)