

# MY LENTEN † CHART




Name: \_\_\_\_\_

/	/	/	/	/	/	/	/
Ash Wednesday	Day 2	Day 3	Day 4	Day 5	Day 6	Day 7	Day 8
/	/	/	/	/	/	/	/
Day 9	Day 10	Day 11	Day 12	Day 13	Day 14	Day 15	Day 16
/	/	/	/	/	/	/	/
Day 17	Day 18	Day 19	Day 20	Day 21	Day 22	Day 23	Day 24
/	/	/	/	/	/	/	/
Day 25	Day 26	Day 27	Day 28	Day 29	Day 30	Day 31	Day 32
/	/	/	/	/	/	/	/
Day 33	Day 34	Day 35	Day 36	Day 37	Day 38	Good Friday	Day 40

# CHART SHAPES



**Step 1:** Color in your shapes. **Step 2:** Cut them out.



# LENTEN GOOD DEEDS CHART for PRESCHOOLERS

One good deed per day!




**It's Lent!** Let's walk with Jesus to the Cross and the Resurrection.

## Print!

Print out 1 set of shapes and 1 blank calendar for each person. Shapes work best on card stock. Fill in the calendar dates in the tiny boxes of the calendar. Do not include any Sundays. Lent is Mon. - Sat. starting on Ash Wednesday.

## Color!

Color your shapes. Special colors for Lent are purple, red and gold.



## Cut!


Cut out all 40 shapes.

## Collect & Post!

Put all your shapes in a container near where you hang your blank calendar. Put a glue stick or tape in the container too.

## How do you want to pray today?

Thank God before every meal  
Learn a new prayer  
Pray for someone who is sick  
Light a candle for someone  
Thank God for something  
In your heart tell God you love Him  
Before bed, ask God to bless someone in your family



## How do you want to fast today?

Don't eat dessert today  
Don't eat your favorite food  
Eat some food you don't like (broccoli)  
Eat everything on your plate without complaining  
Don't eat your favorite snack  
Don't put ketchup on your chicken nuggets  
Drink water instead of juice or milk

## How do you want to give today?

Earn a dollar to give to the poor by doing a chore  
Draw a picture for someone to cheer them up  
Let your brother or sister play with 1 of your toys  
Do a chore for someone else  
Choose a toy to give away  
Choose clothing to give away

