

Date: _____ Location: _____

Product: _____ Project: _____

Quantity: _____ Catalog #: _____

LED Exit Sign Series



FEATURES

- 120V or 277V AC input
- UL 924 listed for damp locations (DL)
- Canopy included
- Suitable for damp locations
- Long lasting LEDs
- Easy installation and maintenance
- 50,000 hours lifetime

SUITABLE APPLICATIONS

- Stairways
- Hallways
- Doorways
- Bathrooms
- Corridors

SPECIAL ORDER:

- Red / White

CONSTRUCTION:

High impact UV stabilized flame rated thermoplastic housing (UL94 V-0) Nickel Cadmium (Ni-Cad) battery meets UL 90-minute emergency lighting requirement. Test switch and AC-On indicator included.

ELECTRICAL:

Available as 120V/277V AC input. 0°C to 40°C (32°F to 104°F)

INSTALLATION & MOUNTING:

Wall, ceiling or end mount capabilities.

WARRANTY:

5-year limited warranty. Actual performance may differ as a result of end-user environment and application.

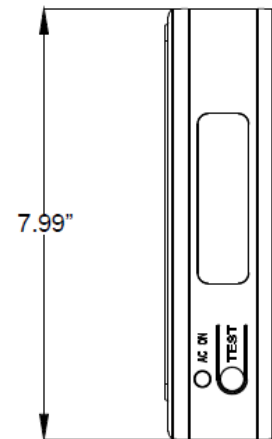

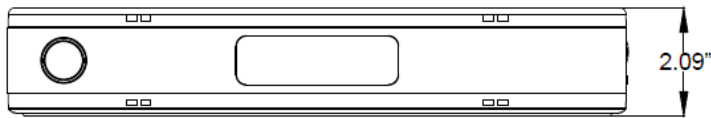


MODEL NUMBER	WATTAGE	EMERGENCY WATT	BATTERY	TEMPERATURE
LOC-EXIT-1.2WGLW	1.2W	0.36W	Ni-cad 1.2V/0.9Ah	0°C to 40°C

LED Exit Sign Series

Series	Wattage	Letter Color	Color
LOC-EXIT	1.2W	GL = Green Letters	W = White Base

MEASUREMENTS



MODEL	QUANTITY	WEIGHT	UPC CODE
LOC-EXIT-1.2WGLW	1	2.50 lbs	00815586029808