


Date: _____ Location: _____

Product: _____ Project: _____

Quantity: _____ Catalog #: _____

LED Retrofit Kit Series



60W



100W / 150W

FEATURES

- 0-10V dimming
- No lead of mercury
- 50,000 hours lifetime

SUITABLE APPLICATIONS

- Area lighting
- Parking decks
- Auto dealerships
- High masts
- Housing complexes
- Shopping malls
- Sporting complexes
- Parks and Recreational areas
- Municipal lots

Special Order:

- 4,000K

CONSTRUCTION:

Heavy duty die-cast aluminum heat sink. Integral thermal control sensor that reduces drive current when ambient temperatures exceed rated temperature.

OPTICAL SYSTEM:

120° beam angle.

WARRANTY:

5-year limited warranty. Actual performance may differ as a result of end-user environment and application.

ELECTRICAL:

Available as 120-277V input. -20°C to 50°C.
0-10V dimming.

INSTALLATION & MOUNTING:

L-bracket.

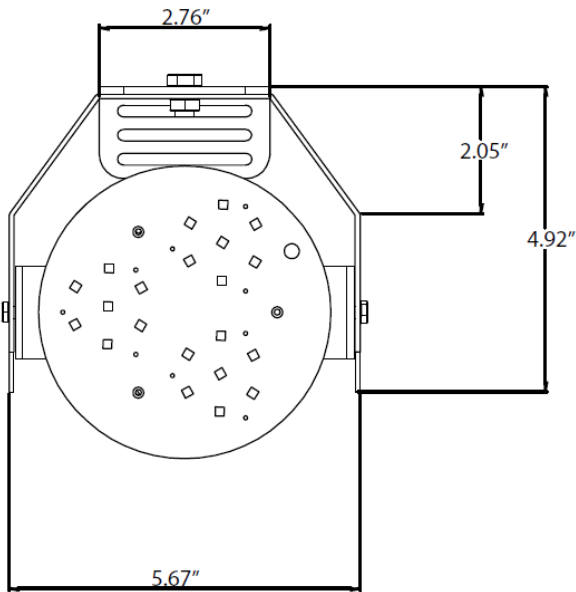
Special Order: 4,000K



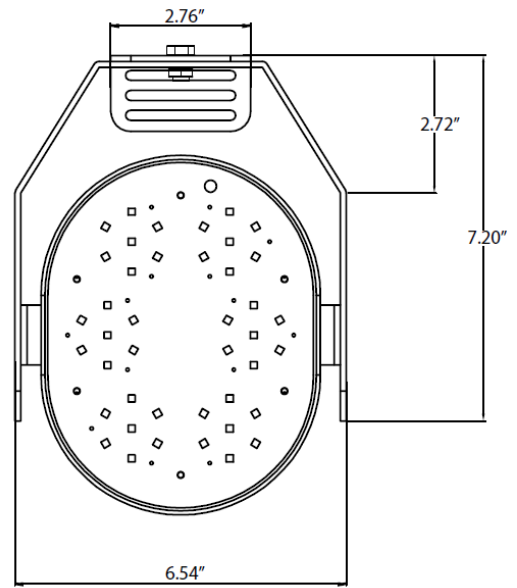
MODEL NUMBER – 5,000K	WATTAGE	LUMENS	EFFICACY	CRI	POWER FACTOR	THD	REPLACES
RKOL060HU50KPRM10D[PSMSPM]	60W	7,739LM	125.04LM/W	74.6	0.9625	9.53%	175W MH
RKOL100HU50KPRM10D[PSMSPM]	100W	13,496LM	131.13LM/W	74.4	0.9357	8.03%	400W MH
RKOL150HU50KPRM10D[PS MS PM]	150W	19,043LM	126.11LM/W	73.1	0.93	14.73%	400W MH

Series	Wattage	Color Temperature	Type
RKOL	60W 100W 150W	5000K	120-277V

MEASUREMENTS



60W

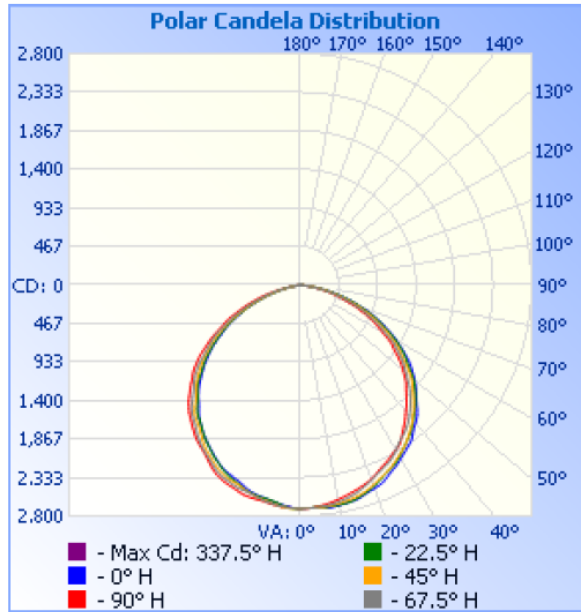


100W / 150W

MODEL	QUANTITY	WEIGHT	UPC CODE
RKOL060HU50KPRM10D[PSMSPM]	1	3.45 lbs	00815586027682
RKOL100HU50KPRM10D[PSMSPM]	1	5.15 lbs	00815586020195
RKOL150HU50KPRM10D[PS MS PM]	1	5.20 lbs	00815586020461

PHOTOMETRIC DATA

60W

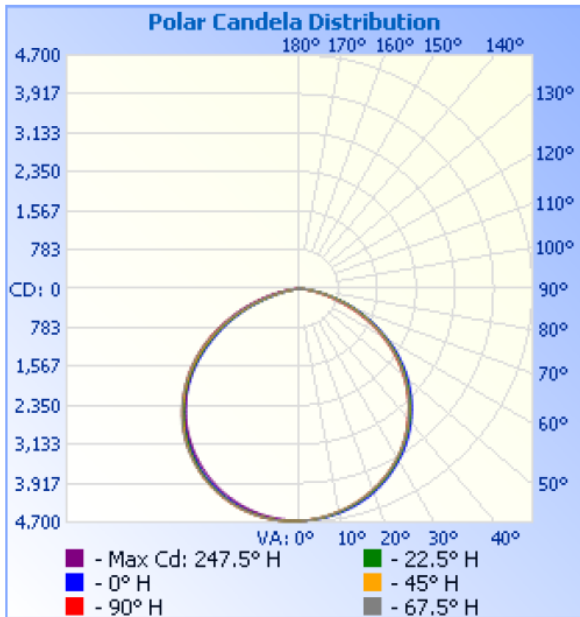


Illuminance at a Distance

	Center Beam fc	Beam Width	
17.0ft	9.37 fc	51.6 ft	51.3 ft
34.0ft	2.34 fc	103.2 ft	102.6 ft
51.0ft	1.04 fc	154.9 ft	154.0 ft
68.0ft	0.59 fc	206.5 ft	205.3 ft
85.0ft	0.37 fc	258.1 ft	256.6 ft
102.0ft	0.26 fc	309.7 ft	307.9 ft

■ Vert. Spread: 113.3°
■ Horiz. Spread: 113.0°

100W



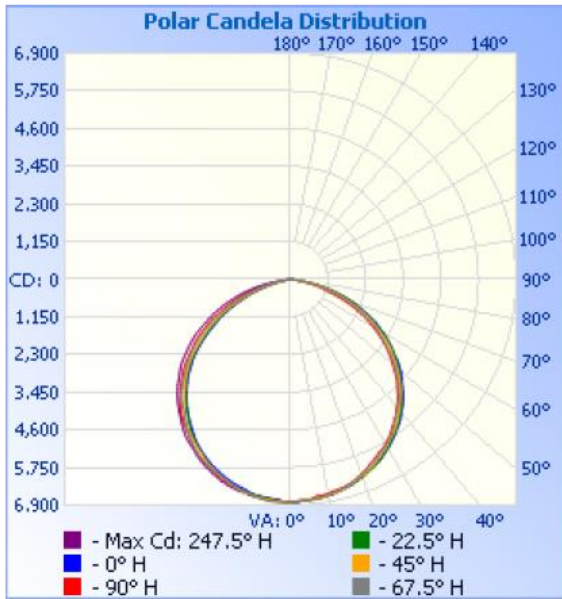
Illuminance at a Distance

	Center Beam fc	Beam Width	
17.0ft	16.16 fc	51.7 ft	51.8 ft
34.0ft	4.04 fc	103.5 ft	103.7 ft
51.0ft	1.80 fc	155.2 ft	155.5 ft
68.0ft	1.01 fc	207.0 ft	207.4 ft
85.0ft	0.65 fc	258.7 ft	259.2 ft
102.0ft	0.45 fc	310.5 ft	311.1 ft

■ Vert. Spread: 113.4°
■ Horiz. Spread: 113.5°

PHOTOMETRIC DATA

150W



Illuminance at a Distance

	Center Beam fc	Beam Width	
17.0ft	23.5 fc	51.5 ft	52.0 ft
34.0ft	5.9 fc	103.0 ft	104.1 ft
51.0ft	2.6 fc	154.5 ft	156.1 ft
68.0ft	1.5 fc	206.0 ft	208.2 ft
85.0ft	0.9 fc	257.5 ft	260.2 ft
102.0ft	0.7 fc	309.0 ft	312.3 ft

■ Vert. Spread: 113.1°
■ Horiz. Spread: 113.7°