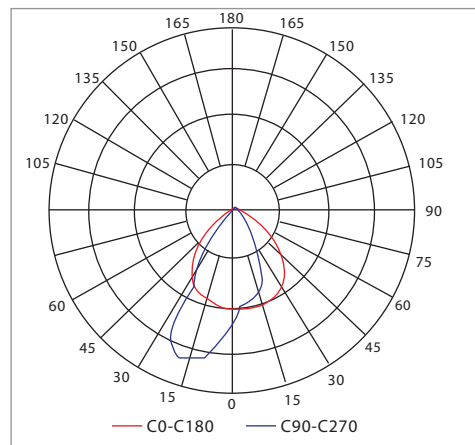


FLOOD LIGHT

LED-FL12A

PHOTOMETRIC

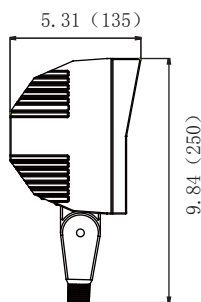
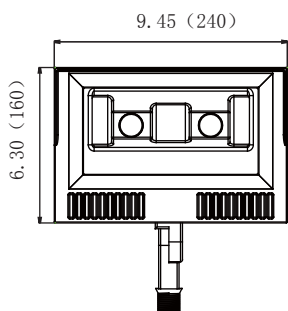


PRODUCT PARAMETERS

MODEL	VOLTAGE (V)	WATT (W)	4000K EFFICACY (LM/W)	4000K LUMENS (LM)	BEAM ANGLE (H-V)	REPLACE	DIMMING	CRI	POWER FACTOR	AVAILABLE CCT (K)
FL12A-50	120-277	45.01	116.45	5240.8	104°*64°	150-250W HID	N/A	>70	>0.92	4000 5000
FL12A-70	120-277	67.79	126.66	8609.11	104°*64°	175-320W HID	N/A			
FL12A-70	347-480	70	125	8750	104°*64°	175-320W HID	N/A			

For the 5000K products, the EFFICACY and LUMENS will be about 3-5% higher

DIMENSION Inch(mm)



INSTALLATION




PACKAGE INFORMATION

MODEL	INNER BOX (MM)	MASTER CARTON (MM)	QTY/CTN	NET WEIGHT (KG)	GROSS WEIGHT (KG)	CUBIC METER
FL12A-50	264*232*316	536*476*326	4	13.6	14.8	0.084
FL12A-70	264*232*316	536*476*326	4	14.8	16	0.084

ACCESSORIES



10KV SPD



Photocell Voltage: 120-277V