

## Features

- LG 5630 chips, reach up to 150lm/w
- Replace HID lamps up to 250W
- 5 years limited warranty
- UL listed for damp locations
- Totally enclosed fixture safe

## Applications

- Wall Pack
- Parking Garage
- Street lamp
- Shoe Box Light



## Specifications


MODEL	POWER	LUMENS	REPLACES	BASE	INPUT VOLTAGE	FREQUENCY	CCT	POWER FACTOR	CRI	BEAM ANGLE	UL		FCC
											1993	1598C	
JLL-27W-E39A	27W	3645LM	100W	E39/EX39 Mogul	100-277VAC	50-60Hz	2700-5700K	>0.95	>80	360°	✓	✓	✓
JLL-36W-E39A	36W	4860LM	150W	E39/EX39 Mogul	100-277VAC	50-60Hz	2700-5700K	>0.95	>80	360°	✓	✓	✓
JLL-45W-E39A	45W	6075LM	175W	E39/EX39 Mogul	100-277VAC	50-60Hz	2700-5700K	>0.95	>80	360°	✓	✓	✓
JLL-60W-E39A	60W	8100LM	250W	E39/EX39 Mogul	100-277VAC	50-60Hz	2700-5700K	>0.95	>80	360°	✓	✓	✓



Long Lifespan of 10years



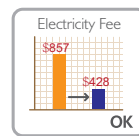
Reliability Test



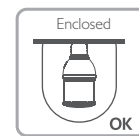
Safety Protection Circuit



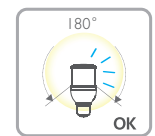
No Mercury No UV Light



Big Saving (87%) on Electricity Costs



Usable in Enclosed Luminaires



180degree beam angle