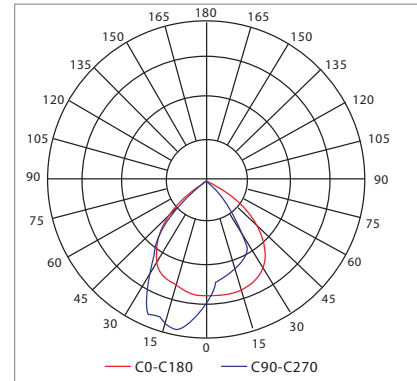


FLOOD LIGHT

LED-FL13A

PHOTOMETRIC

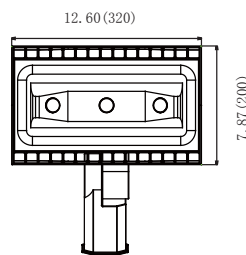
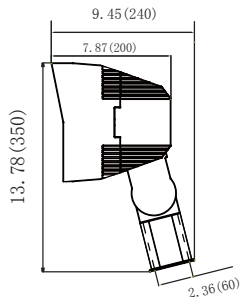


PRODUCT PARAMETERS

MODEL	VOLTAGE (V)	WATT (W)	4000K EFFICACY (LM/W)	4000K LUMENS (LM)	BEAM ANGLE (H-V)	REPLACE	DIMMING	CRI	POWER FACTOR	AVAILABLE CCT (K)
FL13A-80	120-277	80.44	116.45	9367.37	100°-80°	250-320W HID	Available	>70	>0.92	4000 5000
FL13A-100	120-277	90.02	121.46	10933.7	100°-80°	250-400W HID	Available			
FL13A-100	347-480	100	121.46	10933.7	100°-80°	250-400W HID	Available			
FL13A-120	120-277	108.1	121.52	13136.2	100°-80°	400-600W HID	Available			
FL13A-150	120-277	151.1	121	18283.3	100°-80°	400-750W HID	Available			
FL13A-150	347-480	150	121	18283.3	100°-80°	400-750W HID	Available			

For the 5000K products, the EFFICACY and LUMENS will be about 3-5% higher

DIMENSION Inch(mm)




INSTALLATION



PACKAGE INFORMATION

MODEL	INNER BOX (MM)	MASTER CARTON (MM)	QTY/CTN	NET WEIGHT (KG)	GROSS WEIGHT (KG)	CUBIC METER
FL13A-80	N/A	384*340*265	1	9.6	10.3	0.035
FL13A-100	N/A	384*340*265	1	9.6	10.3	0.035
FL13A-120	N/A	384*340*265	1	9.7	10.4	0.035
FL13A-150	N/A	384*340*265	1	9.7	10.4	0.035

ACCESSORIES



10KV SPD
120-277V



Twist-lock photocell
with receptacle
120-277V