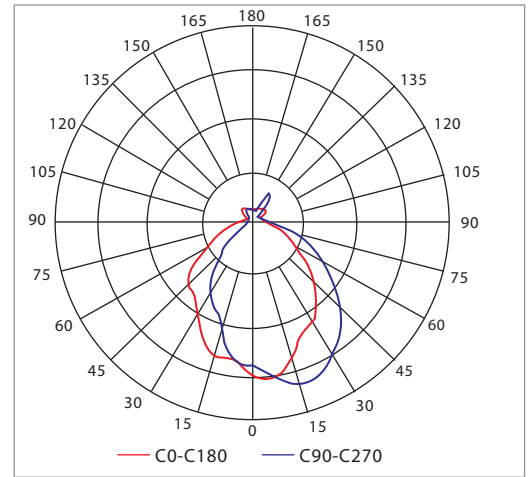


WALL PACK LIGHT

LED-WP07B

PHOTOMETRIC




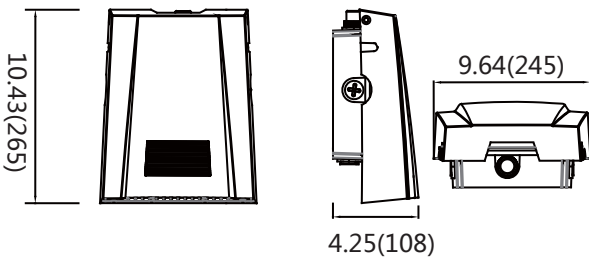
PRODUCT PARAMETERS

MODEL	VOLTAGE (V)	WATT (W)	4000K EFFICACY (LM/W)	4000K LUMENS (LM)	BEAM ANGLE (H-V)	REPLACE	DIMMING	CRI	POWER FACTOR	AVAILABLE CCT (K)
WP07B-75	120-277	75	115	8625	100°*80°	250-320W HID	Available	>75	>0.92	4000 5000
WP07B-75	347-480	75	115	8625	100°*80°	250-320W HID	Available			
WP07B-100	120-277	105	115	12075	100°*80°	320-400W HID	Available			

For the 5000K products, the EFFICACY and LUMENS will be about 3-5% higher

DIMENSION Inch(mm)


INSTALLATION



PACKAGE INFORMATION

MODEL	INNER BOX (MM)	MASTER CARTON (MM)	QTY/CTN	NET WEIGHT (KG)	GROSS WEIGHT (KG)	CUBIC METER
WP07B-75	330*176*260	684*374*545	8	24.8	29.2	0.14
WP07B-100	330*176*260	684*374*545	8	25.4	29.8	0.14

OPTIONAL ACCESSORIES



10KV SPD
120-277V



BUTTON STYLE
PHOTOCELL
120-277V



DIMMABLE MOTION
SENSOR
120-277V