


55 mm

100 mm

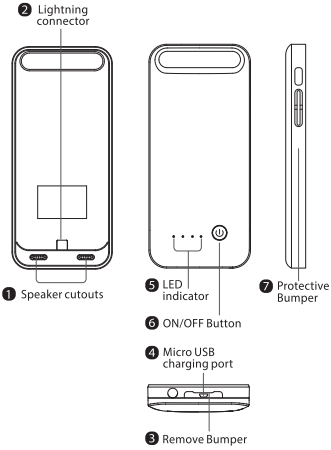

User Manual

TLS-4000B

Tek Republic Li Battery Case

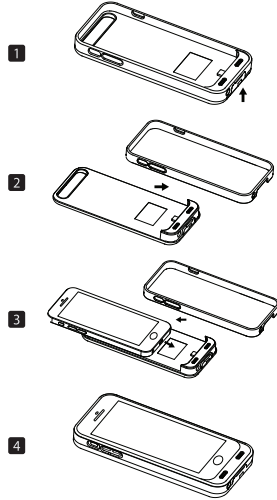


- TLS-4000B x 1
- Audio Extension Cable x 1
- Micro-USB Cable x 1
- User Manual x 1



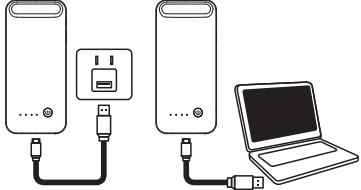
1. Speaker cutouts
2. Lightning connector
3. Remove Bumper
4. Micro USB charging port
5. LED indicator
6. ON/OFF Button
7. Protective Bumper

Installation



1. Remove the bumper from gap located on the bottom of the case
2. Gently separated the bumper and case
3. Slide the iPhone onto the battery case
4. Snap the protective bumper back onto the case, make sure there is no gap between the bumper and the case
5. Uninstall the case, reverse the steps 1-4

How to charge the Li Battery Case



1. Connect the case to any USB charging port via the Micro-USB cable
2. LED indicator will flash when charging, and become solid when fully charged.
3. Connect to case via Micro-USB cable to computer will charge and sync (iTunes)


How to charge the iPhone 6 Plus

1. Place the iPhone into Battery case
2. Press and hold the on/off power button for 2 seconds
3. iPhone will vibrate or give a beep sound when charging starts.

Benefits

- Add 24 hours talk time on 3G
- Add 12 hours web browsing time
- Add 80 hours music playback time
- Add 14 hours video playback time

LED Indicators



Press the power button once, the LEDs will light up and show the remaining power

Synchronization

The battery case is support sync-through technology. Simply plug the MicroUSB cable into the battery case and the other end into the computer's USB port. The Sync will begin immediately.

Specifications

Battery Type	Li-Polymer
Capacity	4000mAh
Input	DC 5V-1A (Max)
Output	DC 5V-1A (Max)
Protection	Short Circuit / Over Charge
Dimension	6.77 x 3.22 x 0.6 inches / 172 x 82 x 15.2 mm
Weight	4.6 Oz / 131G by

FAQ and Warning

The iPhone & Battery Case not charging together
Charging the battery case alone for an hour, the resume charge both the case and the phone together

The Battery Case is not charging my iPhone
Please check to see if the connection is secure. Make sure the case battery has power.

iPhone can not be synced through the case
Please check if the USB cable connection is secured. Try different computer to check software compatibility of iTunes

Phone shows "does not support charge"
Normally caused by aftermarket will chargers. Try using the original apple wall charger.

Warning
Read all instructions and warnings prior to using this product. Failure to read and follow these safety instructions could result in fire, explosions, electrical shock or other hazard, causing serious and/or fatal injury and/or property damage.

- Do no modify, disassemble, open, drop crush, puncture or shred the product
- Do not expose the product to rain or water
- Keep away from open flame or sunlights to prevent heat build-up
- This product is not a toy, keep away from children. Ensure that all persons who uses the product read and follow these warning and instructions



LIMITED WARRANTY

Tek Republic provides a one year limited warranty for all of its products against defects in material and workmanship. During this period, Tek Republic will repair or replace any product which proves to be defective. However, Tek Republic will not warranty any product which has been subject to improper freight handling, shipping abuse, neglect, improper installation or unauthorized repair. The warranty will not cover products installed with components not approved by Tek Republic and products where the sealed assembly trace has been broken.

If you discover a defect, Tek Republic will, at its option, repair or replace the product at no charge to you provided you return it during the warranty period with freight charges pre-paid to Tek Republic. Before returning any product, you must obtain a Return Merchandise Authorization number (RMA). This RMA # must be clearly marked on the outside of the package you are returning for warranty service. Be certain to also include your name, shipping address (no PO Boxes), telephone number, and a copy of the invoice showing proof of purchase in the package.

[http:// tek-republic.com](http://tek-republic.com)

support@tek-republic.com
Support: <http://www.tek-republic.com/contact.html>