
10 FALL INSPIRED ESSENTIAL OIL SPRAY RECIPES

Labels & Gift Tags Included



LovingEssentialOils.com

10 Fall Inspired Spray Blends

www.LovingEssentialOils.com

Basic Directions: Pick a recipe from below & add essential oils to 2 oz glass spray bottle with 1 tablespoon of grain alcohol, gently swirl. Fill rest of bottle with distilled water & place top on, shake to mix. Shake before each use.

1) *Pumpkin Pie Spray:*

8 drops Cardamom
5 drops Orange
4 drops Cinnamon
3 drops Clove

2) *Germ Away Spray:*

5 drops Tea Tree
5 drops Frankincense
5 drops Lemon
5 drops Oregano

3) *Spiced Cider Spray:*

8 drops Orange
6 drops Cinnamon
6 drops Ginger

4) *Fall Bliss Spray:*

5 drops Peppermint
5 drops Orange
5 drops Frankincense
5 drops Lime

5) *Falling Leaves Spray:*

14 drops Orange
3 drops Patchouli
3 drops Ginger

6) *Citrus Fresh Forest Spray:*

5 drops White Fir
5 drops Orange
5 drops Lemon
5 drops Bergamot

7) *Thankful Home Spray:*

5 drops Ginger
5 drops Clove
5 drops Cinnamon
5 drops Coriander

8) *Apple Pie Spray:*

10 drops Cinnamon
5 drops Clove

9) *Orange Spice Spray:*

10 drops Orange
5 drops Tangerine
5 drops Cinnamon









10) *Harvest Festival Spray:*

10 drops Cassia
5 drops Orange
5 drops Cedarwood



FALL INSPIRED SPRAY BOTTLE LABELS

www.LovingEssentialOils.com



*Print out on plain paper or label sheets. Cut out and attach to bottle by placing a larger layer of clear contact paper over label. This adds a layer of protection from water and wear.

FALL INSPIRED SPRAY GIFT TAGS

www.LovingEssentialOils.com



Print out on card stock, cut out and punch a hole at top, use twine or ribbon to attach to gift.