

STYLE GUIDE

# WEDDING SUIT



ZEVE

# CONTENTS

<b>INTRODUCTION</b>	<b>03</b>
<b>PACKAGES</b>	<b>04</b>
<b>SINGLE BREASTED SUIT COLORS</b>	<b>06</b>
<b>DOUBLE BREASTED SUIT COLORS</b>	<b>07</b>
<b>COLOR PALETTE GUIDE FOR BRIDE AND GROOM</b>	<b>08</b>
<b>TOP PICKS FOR WEDDING SHOES</b>	<b>18</b>
Dress shoes	
Loafers	
<b>TOP PICKS FOR ACCESSORIES</b>	<b>20</b>
Tie/Bow Tie	
Pocket Square	
Tie Clip	
<b>SUIT ETIQUETTES</b>	<b>21</b>

# INTRODUCTION


Step into a world of dapper elegance and personalized style with our exclusive Wedding Grand Offer. At Zeve, we recognize that the groom's ensemble is just as significant as the bride's, and our packages are your gateway to achieving a distinctive and polished look for your special day.

From timeless tuxedos to suits, each package is designed to elevate your presence and reflect your individuality. We understand that every groom is unique, and our goal is to curate an ensemble that exudes confidence and perfectly complements the overall aesthetic of your wedding.

With attention to every detail, our team of skilled professionals is committed to making the process of selecting your attire a joyful and stress-free experience. From suit selection to personalized accessories, we are here to guide you through every step, ensuring that you walk down the aisle looking and feeling your absolute best.

WEDDING GRAND OFFER

**RM999**

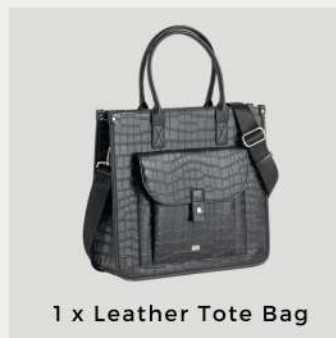




WEDDING WITH GIFT GRAND OFFER

**RM1499**



+





# SINGLE BREASTED SUIT COLOURS



**Black Plain**  
(Shawl Lapel)



**Deep Black Plain**  
(Peak Lapel)



**Dark Grey with  
Brown Pinstripes**  
(Peak Lapel)



**Grey Plain**  
(Peak Lapel)



**Navy Blue Pinstripes**  
(Peak Lapel)



**Royal Blue Plain**  
(Notch Lapel)



**Panther Plain**  
(Notch Lapel)



**Beige Plain**  
(Peak Lapel)



**Coffee Plain**  
(Notch Lapel)



**Ivory White**  
(Shawl Lapel)

# DOUBLE BREASTED SUIT COLOURS



**Jet Black Plain**  
(Peak Lapel)



**Black Pinstripes**  
(Peak Lapel)



**Deep Blue Plain**  
(Peak Lapel)



**Deep Blue Stripes**  
(Peak Lapel)



**Coffee Plaid**  
(Peak Lapel)



**Khakis Plain**  
(Peak Lapel)



**Brown Pinstripes**  
(Peak Lapel)



**Moss Green Stripes**  
(Peak Lapel)



**Ash Grey Plaid**  
(Peak Lapel)



**Light Grey**  
(Peak Lapel)



**Iris Blue Stripes**  
(Peak Lapel)

# COLOR PALETTE GUIDE FOR BRIDE AND GROOM

## “TWO HEARTS, ONE HUE”

### The Tender Connection of Groom's Suit and Bride's Dress

Matching the groom's suit color with the bride's dress is an important aspect of wedding aesthetics and can significantly impact the overall look and feel of the ceremony.

**Aesthetic Harmony:** Creating a sense of aesthetic harmony, when the two key figures in the wedding party are dressed in complementary or matching colors, it can enhance the visual appeal of the entire event.

**Symbolic Unity:** The wedding day symbolizes the union of two individuals into one partnership. The matching colors of the bride's dress and the groom's suit can symbolize this unity.


**Photographic Appeal:** When the groom's suit complements the bride's dress, it can result in stunning photographs. The color coordination can create beautiful and timeless images that capture the essence of the special day.





Color Palette

# WHITE





Color Palette


# CHAMPAGNE





Color Palette

# YELLOW








Color Palette

# SILVER/GREY





Color Palette

# LIGHT PINK









Color Palette

# LIGHT BLUE






Color Palette  
**RED**







Color Palette  
**LILAC**





Color Palette

# SAGE GREEN



# DRESS SHOES



**Double Monk Strap Brogue Wingtip**  
Solid Black (Hand Painted Patina)



**Wholecut Oxford**  
Black Lace Up



**Oxford Cap Toe**  
Black Lace Up (Chisel Toe)



**Classic Oxford Brogue Wingtip**  
Black Lace Up



**Oxford Cap Toe**  
Cognac Tan Lace Up  
(Hand Painted Patina)



**Oxford Cap Toe Adelaide**  
Duo-Tone Cognac Tan Lace Up  
(Hand Painted Patina)



**Classic Oxford Brogue Wingtip**  
Dark Brown Lace Up  
(Hand Painted Patina)

# LOAFERS



**Andre Belgian Loafer**  
Black Polished Double Monk Strap



**Tassel Loafer**  
Black Polished Leather



**Belgian Loafer Ribbon Tassel**  
Black Grey (Hand Painted Patina)



**Loafer Slipper Longwing Brogue**  
Black Grey with Tassel  
(Hand Painted Patina)



**Penny Loafer Horsebit Silver Buckle**  
Black Leather (Crepe Sole)



**Horsebit Moccasin Loafer**  
Solid Black



**Penny Loafer Horsebit Buckle**  
Black Croco Leather (Crepe Sole)



# TOP PICKS FOR ACCESSORIES


## TIE/BOW TIE



## POCKET SQUARE



## TIE CLIP





# SUIT ETIQUETTE

1. **Color Choice:** Classic colors like navy, charcoal gray, and black are versatile and suitable for various events. Reserve bolder colors for more casual settings.
2. **Shirt and Tie:** Pair your suit with a well-pressed dress shirt. Choose a tie that complements your suit and shirt. Patterns and colors should coordinate.
3. **Collar and Tie Alignment:** Make sure your tie's widest point reaches the belt line, and the collar of your shirt lays flat over the jacket's lapels.

## Tie and Lapel Width

Rule of Thumb: If your suit lapel is wide the width of your tie should also be wide.



Corner of tie hits top of waist band



Point of tie hits middle of belt



4. **Button Rules:** For a two-button suit, fasten the top button only; for a three-button suit, follow the "optional, always, never" rule.



5. **Trousers Length:** Your trousers should have a slight break at the front where they meet your shoes. Avoid excessively long or short pants.



6. **Belt and Shoes:** Coordinate your belt color with your shoe color. Black shoes with black belts, brown with brown, etc.

7. **Socks Choice:** Opt for dark-colored socks that match your trousers or shoes to maintain a cohesive look.

8. **Pocket Square:** A pocket square adds a touch of elegance. It should complement your tie, but not to be an exact match. For example, if you wear black suit and tie it is advisable to choose white colored pocket square.

9. **Accessories:** Keep accessories minimal. A wristwatch is appropriate but avoid excessive jewelry or accessories.

10. **Button Rule While Sitting (wedding dais):** Double breasted: button while sitting, Single breasted: unbutton while sitting.

**JACKET SLEEVE LENGTH**

Good Fit



Too Short



Too Long




**TROUSER BREAK**



**JACKET COLLAR**


Perfect Fit



Standing Away



Bunching in Back



# ZEVE

*"Enhance the grandeur of your wedding  
day with our touch of excellence"*

## **SETAPAK**

26-0, Block A, Platinum Walk,  
No. 2, Jalan Langkawi,  
53300, Setapak, Kuala Lumpur.

**017-7478619**

## **SUBANG JAYA**

Lot G-14, Ground Floor,  
The Grand Subang Jaya SS15,  
47500, Subang Jaya, Selangor.

**011-63995310**

[www.zeveshoes.com](http://www.zeveshoes.com)

ZEVE INTERNATIONAL SDN. BHD. (1126010-P)