

# FREE!



## Thank You!

I'd like to thank you for downloading this resource. I sincerely hope that it helps your kids to practice these skills in a meaningful and engaging way – and that they have fun in the process!

Much gratitude,  
Brittney

P.S. If you found this resource useful, please consider leaving your feedback.

## Follow Games 4 Gains!

**Games4Gains.com** always brings you the latest and greatest teaching ideas and resources to make learning fun in your classroom!

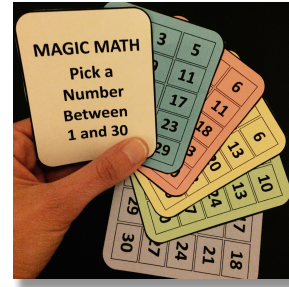
Here are some of our most popular posts:



**The App Every Classroom  
Should Have**



**We've "Mathified" The  
Squares Game**



**Amaze Your Students  
Some Math Magic**

**Subscribe to our mailing list at Games4Gains.com** to be the first to hear about our newest products, free resources, and exclusive discounts. Plus, get a FREE copy of our 12 Fraction Bump Games just for signing up!

**You can also follow Games 4 Gains on:**



# Instructions for Setup

## **In this packet, you will find:**

- 3 interjections games with directions
- Answer keys

## **Other materials you will need for setup:**

- 2 dice
- Coin
- Counters
- 1 crayon, colored pencil, or marker per player
  - Each player needs a different color.
  - If you laminate the game boards, students should use dry-erase markers to play the game so that the game board can be erased.

## **Setting up your games:**

1. Print each game board single-sided. Printing in color will look best, but printing in grayscale will be okay too.
2. Laminate each game board, if possible. That way, you will be able to use each game board for more than one round of play. Otherwise, you will need to have multiple copies of each game board on hand for your students to play.
3. Any additional materials that are needed for each game are listed on the game itself. Gather those materials before playing.


## **Notes:**

- The directions for each game are written on the game board so that students can check the directions at any time.
- All games are best played with 2 players.



# Race to the Finish

(Identifying Interjections in Sentences)



Start

No, we don't have any tests tomorrow.

Yahoo! I got an A on my math test!


Lose a turn

Wow! That was the best ice cream I've ever had.


We were, uh, going to invite you.

**Materials:** Coin, one game piece per player

**Object of the game:** To be the first player to land on Finish.



These hot dogs are tasty, eh?



Yes, I'd like to buy a ticket.

Hey! You cut in front of me!

Ouch! I stepped on a piece of glass!


Lose a turn

Hi, my name is Amber.

Yea! Our team won the tournament!

Whoops! I shouldn't have said that!

**Directions:** Place the game pieces on Start. To begin, each player flips the coin and moves that number of spaces (heads is 1 space and tails is 2 spaces) around the game board. This will be each player's starting space. The coin will only be used again after a player has landed on the "Lose a turn" space.



That was a fun night, huh?

Aww, that's a cute baby.

Yikes! Is it midnight already?

Lose a turn

Oops! We spilled red wine on the carpet.

Oh well, I missed the bus.



On your turn, read the sentence on your current space. Identify the interjection. If you are correct, move the assigned number of spaces (see below) and stop for the next player's turn. If you are incorrect, remain on that space. You will try to solve it correctly on your next turn. Continue taking turns until one player lands on Finish. That player is the winner.

Phew! I'm not trying that again!

Hmm, that's a very good question.

Aha! You did steal that money from Alex!

Lose a turn

Hello, it's nice to see you again.

Hurray! Ben won first prize!

Wow, that's a big spider.

Move 1 space if the interjection shows mild emotion.  
Move 2 spaces if the interjection shows strong emotion.

Oh, I didn't see you standing there.

Yum! Can I have another slice?

What! I can't believe you got that for free!

Whoa, look at that new roller coaster.

Finish








# Race to the Finish

## ANSWER KEY

(Identifying Interjections in Sentences)



Start

No, we don't  
have any  
tests  
tomorrow.  
(MILD)

Yahoo! I got  
an A on my  
math test!  
(STRONG)

Lose a  
turn

Wow! That  
was the best  
ice cream  
I've ever had.  
(STRONG)

We were, uh,  
going to  
invite you.  
(MILD)

These hot  
dogs are  
tasty, eh?  
(MILD)

Yea! Our  
team won  
the  
tournament!  
(STRONG)

Yes, I'd like  
to buy a  
ticket.  
(MILD)

Hey! You cut  
in front of  
me!  
(STRONG)

Ouch! I  
stepped on  
a piece of  
glass!  
(STRONG)

Lose a  
turn

Hi, my name  
is Amber.  
(MILD)

Whoops! I  
shouldn't  
have said  
that!  
(STRONG)

**NOTE ABOUT THE ANSWER KEY:**  
The interjection is underlined in each sentence. The emotion of the interjection (mild or strong) is in parentheses after each sentence.

That was a  
fun night,  
huh?  
(MILD)

Aww, that's  
a cute  
baby.  
(MILD)

Yikes! Is it  
midnight  
already?  
(STRONG)

Lose a  
turn

Oops! We  
spilled red  
wine on the  
carpet.  
(STRONG)

Oh well, I  
missed the  
bus.  
(MILD)

Whoa! You're  
driving way  
too fast!  
(STRONG)

Phew! I'm  
not trying  
that again!  
(STRONG)

Hmm, that's  
a very good  
question.  
(MILD)

Aha! You did  
steal that  
money from  
Alex!  
(STRONG)

Lose a  
turn

Hello, it's nice  
to see you  
again.  
(MILD)

Hurray! Ben  
won first  
prize!  
(STRONG)

Wow,  
that's a big  
spider.  
(MILD)

Move 1 space if the interjection shows mild emotion.  
Move 2 spaces if the interjection shows strong emotion.


Oh, I didn't  
see you  
standing  
there.  
(MILD)

Yum! Can I  
have another  
slice?  
(STRONG)

What! I can't  
believe you  
got that for  
free!  
(STRONG)

Whoa, look  
at that new  
roller  
coaster.  
(MILD)

Finish





# Squares




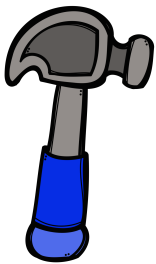
(Using Interjections in Sentences)

**Materials:** Colored pencils (one color per player), two dice

**Object of the game:** To be the player to capture the most squares.

**Directions:** On your turn, roll both dice and add them together. Look for the sum of your dice in the chart in order to determine which interjection to use. Look for a sentence on the game board below that can use that interjection in the blank. You may draw ONE line connecting any two dots surrounding that sentence. When your line is the last to form a full square around a box, capture that square by coloring it in. The player who captures the most squares is the winner.

Sum of Dice	Interjection to Use
2	gee
3	hey
4	ugh
5	well
6	whew
7	yes
8	no
9	huh
10	oww
11	aww
12	whoops



\_\_\_\_\_, you didn't have to get me a present.

\_\_\_\_\_! Our team just scored another goal!

\_\_\_\_\_, perhaps I could stay for five more minutes.

\_\_\_\_\_! That box weighs a ton!

\_\_\_\_\_, I guess we could take the bus instead.

\_\_\_\_\_! Watch where you're going!

\_\_\_\_\_? Where did they go?

\_\_\_\_\_! This is a lot of fun!

\_\_\_\_\_, look at the cute puppies.

\_\_\_\_\_! Don't touch that pot.

\_\_\_\_\_, I don't want to give a speech tomorrow.

\_\_\_\_\_! I think that bee just stung me.

\_\_\_\_\_! Thank goodness you're safe!

\_\_\_\_\_, I want to go to the concert with you.

\_\_\_\_\_! You're sitting on my car keys!

\_\_\_\_\_, the baby is smiling at me.

\_\_\_\_\_! Check out this coin I just found!

\_\_\_\_\_, I better head home for dinner.

\_\_\_\_\_! I was supposed to keep that a secret.

That was a really fun party, \_\_\_\_\_?


\_\_\_\_\_! I'm glad that test is finally over!

\_\_\_\_\_! I'm glad the teacher didn't call on me.

\_\_\_\_\_! There's a splinter in my hand.

\_\_\_\_\_, the bread is covered in mold.

\_\_\_\_\_, I don't want to go to the movies tonight.



# Squares


## ANSWER KEY

(Using Interjections in Sentences)

### NOTE ABOUT THE ANSWER KEY:

The answers are underlined in the sentences below. Some sentences may have more than one possible answer.

Sum of Dice	Interjection to Use
2	gee
3	hey
4	ugh
5	well
6	whew
7	yes
8	no
9	huh
10	oww
11	aww
12	whoops



Gee, you didn't have to get me a present.

Yes! Our team just scored another goal!

Well, perhaps I could stay for five more minutes.

Whew! That box weighs a ton!

Well, I guess we could take the bus instead.

Hey! Watch where you're going!

Huh? Where did they go?

Yes! This is a lot of fun!

Aww, look at the cute puppies.

No! Don't touch that pot.

No, I don't want to give a speech tomorrow.

Oww! I think that bee just stung me.

Whew! Thank goodness you're safe!

Yes, I want to go to the concert with you.

Hey! You're sitting on my car keys!

Aww, the baby is smiling at me.

Hey! Check out this coin I just found!

Well, I better head home for dinner.

Whoops! I was supposed to keep that a secret.

That was a really fun party, huh?

Whew! I'm glad that test is finally over!

Whew! I'm glad the teacher didn't call on me.


Oww! There's a splinter in my hand.

Ugh, the bread is covered in mold.

No, I don't want to go to the movies tonight.



# Roll a Row




## (Writing Sentences With Interjections)

**Materials:** Dice and counters (one color per player)

**Object of the game:** To be the first player to create a line of 4 boxes (vertically, horizontally, or diagonally).

**Directions:** On your turn, roll the dice. Look at the row for the number you rolled. Choose one of the available boxes in that row that you would like to answer. To answer that box, you must write a sentence using the word and the interjection given. If you write the sentence correctly, you may cover that box. If you write the sentence incorrectly, do not cover the box. The first player to cover a line of 4 boxes with his/her own counters is the winner. *Don't forget to use correct punctuation!*




	Must include the word <b>pet</b> and the interjection <b>yes</b>	Must include the word <b>keys</b> and the interjection <b>huh</b>	Must include the word <b>believe</b> and the interjection <b>wow</b>	Must include the word <b>report</b> and the interjection <b>what</b>	Must include the word <b>finished</b> and the interjection <b>yahoo</b>
	Must include the word <b>fun</b> and the interjection <b>gee</b>	Must include the word <b>stung</b> and the interjection <b>oww</b>	Must include the word <b>home</b> and the interjection <b>well</b>	Must include the word <b>toe</b> and the interjection <b>ouch</b>	Must include the word <b>performed</b> and the interjection <b>bravo</b>
	Must include the word <b>idea</b> and the interjection <b>hey</b>	Must include the word <b>name</b> and the interjection <b>hi</b>	Must include the word <b>pizza</b> and the interjection <b>yum</b>	Must include the word <b>you</b> and the interjection <b>oh</b>	Must include the word <b>mouse</b> and the interjection <b>yikes</b>
	Must include the word <b>test</b> and the interjection <b>ugh</b>	Must include the word <b>concert</b> and the interjection <b>gosh</b>	Must include the word <b>answer</b> and the interjection <b>no</b>	Must include the word <b>turnips</b> and the interjection <b>yuck</b>	Must include the word <b>tomorrow</b> and the interjection <b>oh well</b>
	Must include the word <b>Monday</b> and the interjection <b>bye</b>	Must include the word <b>fireworks</b> and the interjection <b>ah</b>	Must include the word <b>high</b> and the interjection <b>whoa</b>	Must include the word <b>jacket</b> and the interjection <b>brr</b>	Must include the word <b>baby</b> and the interjection <b>aww</b>
	Must include the word <b>face</b> and the interjection <b>phew</b>	Must include the word <b>mix</b> and the interjection <b>whoops</b>	Must include the word <b>slide</b> and the interjection <b>whee</b>	Must include the word <b>school</b> and the interjection <b>hurray</b>	Must include the word <b>bathtub</b> and the interjection <b>eek</b>





# Roll a Row

## ANSWER KEY





(Writing Sentences With Interjections)

### NOTE ABOUT THE ANSWER KEY:

Sample answers are provided below. The required words are underlined.

There are many possibilities for each sentence.



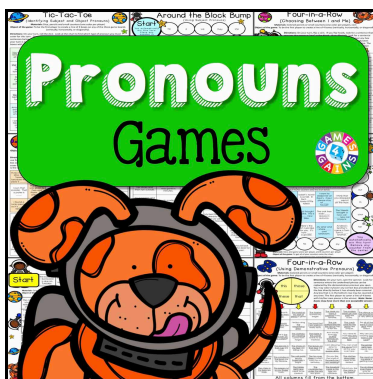




	<u>Yes</u> , I'll watch your <u>pet</u> while you're away.	<u>Huh</u> ? Where do you want me to put your <u>keys</u> ?	<u>Wow</u> ! Can you <u>believe</u> that we won the tournament?	<u>What</u> ! I thought that the <u>report</u> is due on Thursday, not tomorrow!	<u>Yahoo</u> ! I finally <u>finished</u> my science project!
	<u>Gee</u> ! I had so much <u>fun</u> playing softball with you.	<u>Oww</u> ! That wasp just <u>stung</u> my leg!	<u>Well</u> , I should be <u>home</u> before dinner.	<u>Ouch</u> ! I just stubbed my <u>toe</u> on the table leg.	<u>Bravo</u> ! You <u>performed</u> the dance beautifully!
	<u>Hey</u> ! I have an <u>idea</u> for what to buy Marie for her birthday.	<u>Hi</u> , my <u>name</u> is Jackie.	<u>Yum</u> ! This is the best <u>pizza</u> I've ever eaten!	<u>Oh</u> , <u>you</u> wanted cereal, not waffles.	<u>Yikes</u> ! I just saw a <u>mouse</u> scurry across the basement floor!
	<u>Ugh</u> , we have another <u>test</u> tomorrow.	<u>Gosh</u> , I'd love to attend your <u>concert</u> .	<u>No</u> , I don't know the <u>answer</u> to the first problem.	<u>Yuck</u> ! These <u>turnips</u> are disgusting!	<u>Oh well</u> , I guess I'll have to turn in my homework <u>tomorrow</u> .
	<u>Bye</u> ! See you at school next <u>Monday</u> .	<u>Ah</u> ! Those <u>fireworks</u> are so beautiful!	<u>Whoa</u> ! That roller coaster is too <u>high</u> for me!	<u>Brr</u> ! It's a good thing I wore my winter <u>jacket</u> .	<u>Aww</u> , your <u>baby</u> is adorable!
	<u>Phew</u> ! That ball just missed hitting my <u>face</u> !	<u>Whoops</u> ! I was supposed to <u>mix</u> the butter and sugar first.	<u>Whee</u> ! I love sliding down this <u>slide</u> !	<u>Hurray</u> ! Today is the last day of <u>school</u> before the break!	<u>Eek</u> ! There's a giant spider in the <u>bathtub</u> !



## Looking for fun ways to practice language and grammar standards?

Here are some of the language and grammar games and activities available at <http://www.teacherspayteachers.com/store/Games-4-Gains>



Be sure to visit **Our Store** to see our full catalog of games and activities for your classroom!



## Terms of Use

Copyright © Brittney Field, Games 4 Gains. All rights reserved by author. This product is to be used by the original downloader only. Copying for more than one teacher, classroom, department, school, or school system is prohibited. This product may not be distributed or displayed digitally for public view. Failure to comply is a copyright infringement and a violation of the Digital Millennium Copyright Act (DMCA). Clipart and elements found in this PDF are copyrighted and cannot be extracted and used outside of this file without permission or license. Intended for classroom and personal use by the original downloader ONLY. If you wish to tell others about this resource, please send them to our store so that they can download it directly:

<http://www.teacherspayteachers.com/store/games-4-gains>

This resource may not be uploaded to any website for download. Linking back to our store is encouraged and appreciated, but uploading our product to a website for others to download is strictly prohibited. This product is sold AS IS meaning it is NOT EDITABLE. Due to licensing restrictions on the clip art and fonts used within the file, we are not allowed to offer this as an editable document.

## Credits

Thank you to the talented artists who provided the graphics and fonts used within this product.

Creative Clips Clipart by Krista Wallden:

<http://www.teacherspayteachers.com/store/krista-wallden>

Munchkins Inc:

<http://www.teacherspayteachers.com/store/munchkins-inc>