



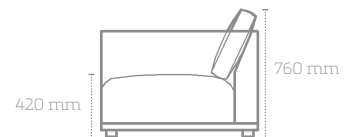
WENDELBO

ELEMENTZ

Design by Wendelbo



TECHNICAL SPECIFICATIONS



STRUCTURE INTERIOR	Frame made of solid wood and MDF with nozag spring system and high density foam profiles on top.
SEAT CUSHION	High resilient, variable density polyurethane foam with a cover fibres. Wrap of fibre-fill on top.
BACK & ARM	Down/feathers & ball fibres in a downproof cambric divided into channels.
COVER	Fixed.
LEGS	Black stained solid wood.
MAINTENANCE	We recommend shaking and fluffing-up the cushions regularly to maintain the shape. This should be done after removing the cushions from the structure for improved air circulation. For maintenance of fabric and leather, please contact your retailer.





WENDELBO

ELEMENTZ

Design by Wendelbo

MODULE 01



MODULE 02



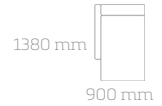
MODULE 03



MODULE 04



MODULE 05



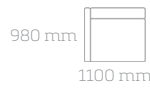
MODULE 06



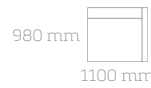
MODULE 07



MODULE 08



MODULE 09



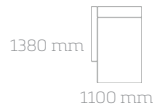
MODULE 10



MODULE 11



MODULE 12



MODULE 13

