



## Softer than Steel

Nendo · 2014

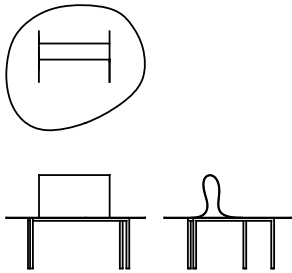
"A rigid metal sheet becomes light and flexible as if the metal were paper or fabric". Part of the surface lifts up and bends to create the chair's backrest.



## Available models

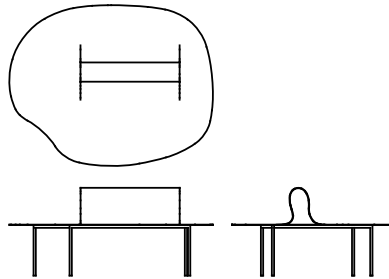
Bench in metal sheet with bent back and lacquered steel rod legs. Also available in outdoor version.

Chair with steel frame and aluminium plate mm 15 seat. Also available in outdoor version.



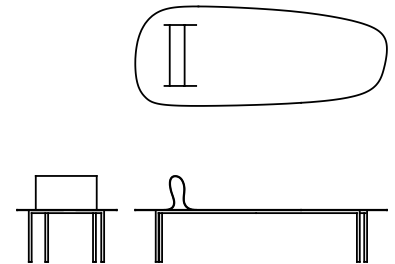
Softer than Steel

width 98 cm  
depth 89 cm  
total height 67 cm  
seat height 36 cm



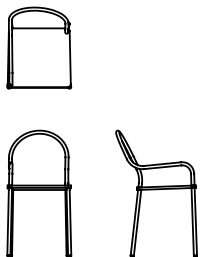
Softer than Steel

width 143 cm  
depth 115 cm  
total height 62 cm  
seat height 36 cm



Softer than Steel

width 69 cm  
depth 175 cm  
total height 60 cm  
seat height 36 cm



Softer than Steel

width 40,5 cm  
depth 50,5 cm  
total height 79 cm  
seat height 44 cm

## Finishing

### Structure

#### Lacquers



B59 NERO  
OPACO



B62  
BIANCO  
OPACO