



Sleeper

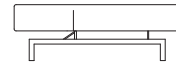
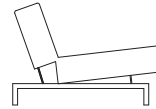



The Sleeper is a contemporary sofa that easily converts into a single bed.

Conventional sofa-beds involve complex, heavy systems of springs and levers that require several motions or placements. The result is inadequate spring suspension and poor cushioning that compromises comfort in sleeping or sitting. What differentiates the Sleeper from other sofa-beds is that the fully supported foam seat and back changes position in one smooth motion.

Visually, the Sleeper has uncompromised clean lines, balanced proportions, tailored details and a low profile that fits in any environment. The unique mechanical hardware is buried with only a hint to its presence, leaving the aesthetic appearance uncompromised.





Sleeper Sofa SLP100

Sofa: L 204cm H 66cm D 98cm / L 80¼" H 26" D 38½"
Bed: L 204cm H 36cm D 108cm / L 80¼" H 14" D 42½"



Sleeper Back Cushion SLPBCU

L 78cm H 50cm D 15cm / L 30¾" H 19¾" D 6"

*Cushions are sold separately. Please specify fabric type and number of cushions required.

BEN SEN

The Sleeper starts with a welded steel frame that provides strength, while maintaining a rigid base that will not deform over time. Compared to a wood frame sofa, steel also provides lightness in weight, relative to dimension, for easy movement. Support and comfort is provided by high-resilience seating foam, layered in differing densities.

Bensen has developed a unique pivoting system that uses gravity and the sofas own weight to lock itself into place, allowing for an effortless transition from a sofa to a bed.

Covers come in a wide selection of specially sourced fabrics and leathers. The fabric covers are removable for cleaning or replacement, whereas the leather covers are upholstered on.

