



Softer than Steel

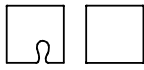
Nendo · 2014

Ultralight carved tops of different shapes and complementary heights define the Softer Than Steel range. Almost a playful Nendo design, with an arrangement of interesting personal variations and nestings.



Available models

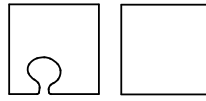
Small tables with metal sheet top and lacquered rod steel legs. Also available for outdoor version.



Softer than steel

measures
30 x 30 cm

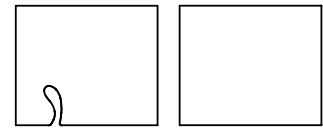
heights
25
30
40
45
50
55



Softer than steel

measures
49 x 49 cm

heights
25
30
40
45



Softer than steel

measures
74 x 90 cm

heights
25
30
40

Finishing

Structure

Lacquers



B62
BIANCO
OPACO