



Doppler Ultrasound Study

Date: November 9, 2016

Location: Tampa - Premier Vein Institute, Tampa, Florida, USA

Contents

OMNA Tourniquet Doppler Ultrasound Study	Page	1
1.0 Femoral Artery (Pre - During - Post Application)	Page	2
2.0 Brachial Artery (Pre - During - Post Application)	Page	3
3.0 Leash Cord /Femoral Artery (Pre - During Application)	Page	4
4.0 Independent Test Report	Page	5

RED in images is **Arterial** blood flow

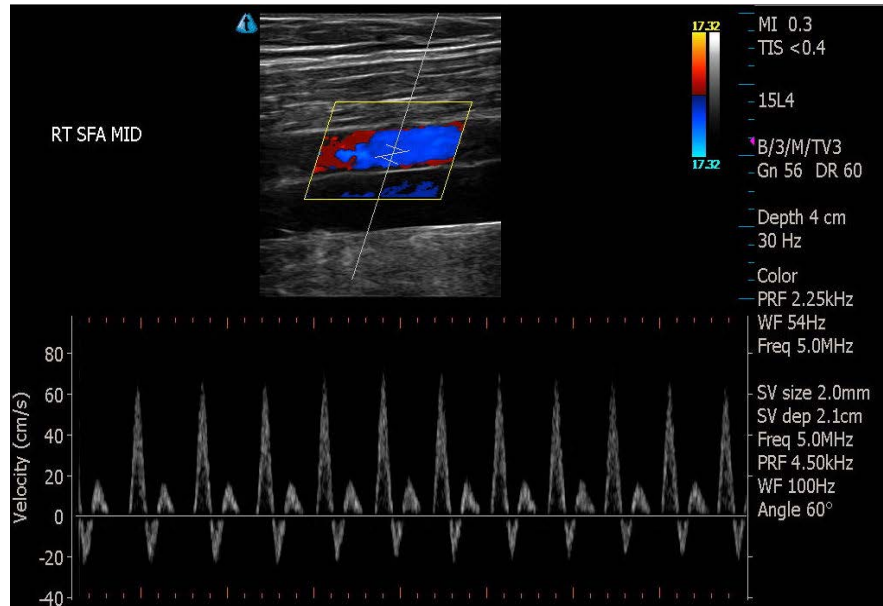
Blue in images is **Veinous** blood flow



Femoral Artery

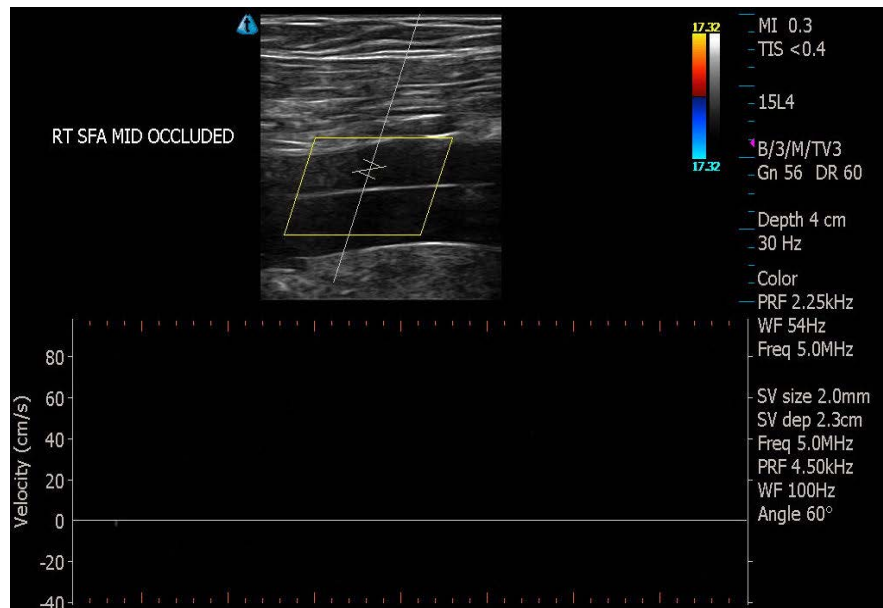
Pre Tourniquet:

Normal arterial and venous blood flow



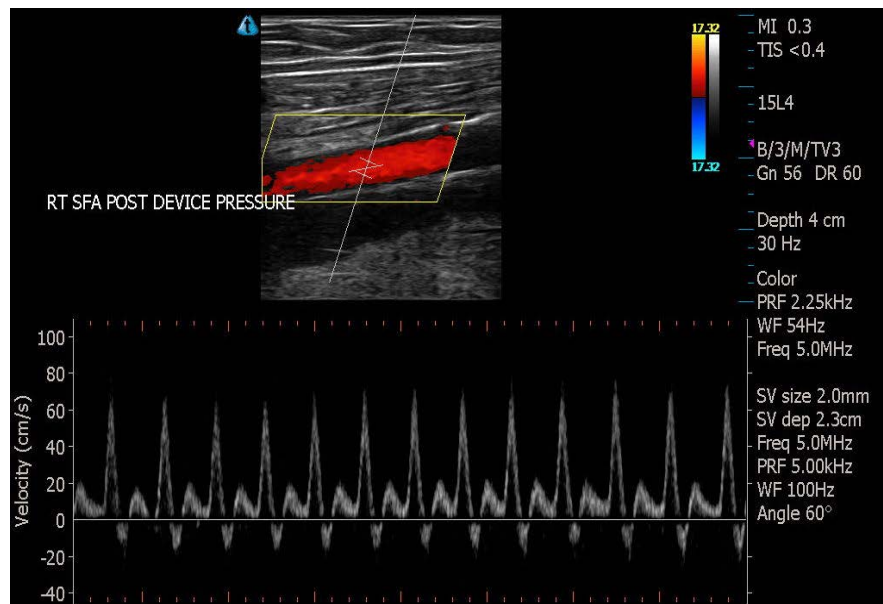
Tourniquet Applied:

100% occlusion



Post Tourniquet

Normal blood flow resumes

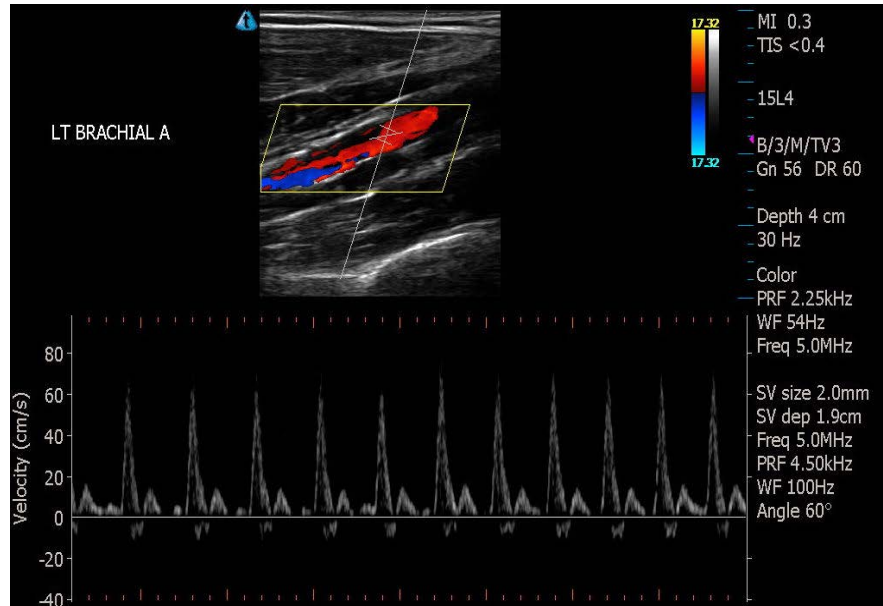




Brachial Artery

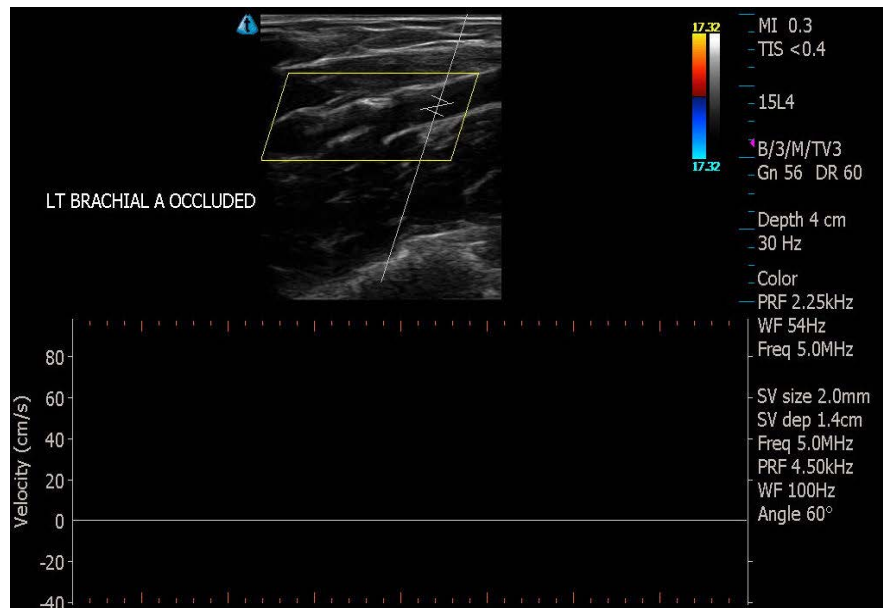
Pre Tourniquet:

Normal arterial and venous blood flow



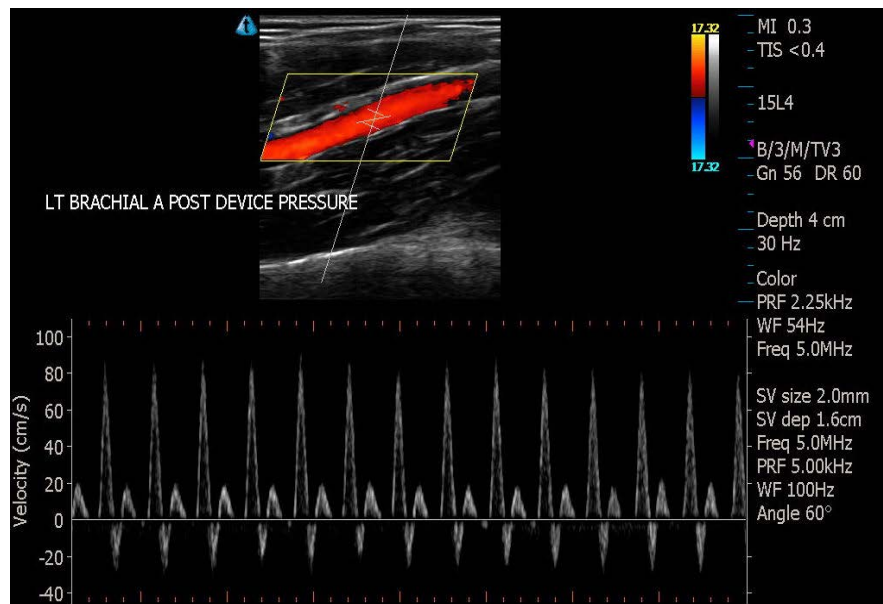
Tourniquet Applied:

100% occlusion



Post Tourniquet

Normal blood flow resumes



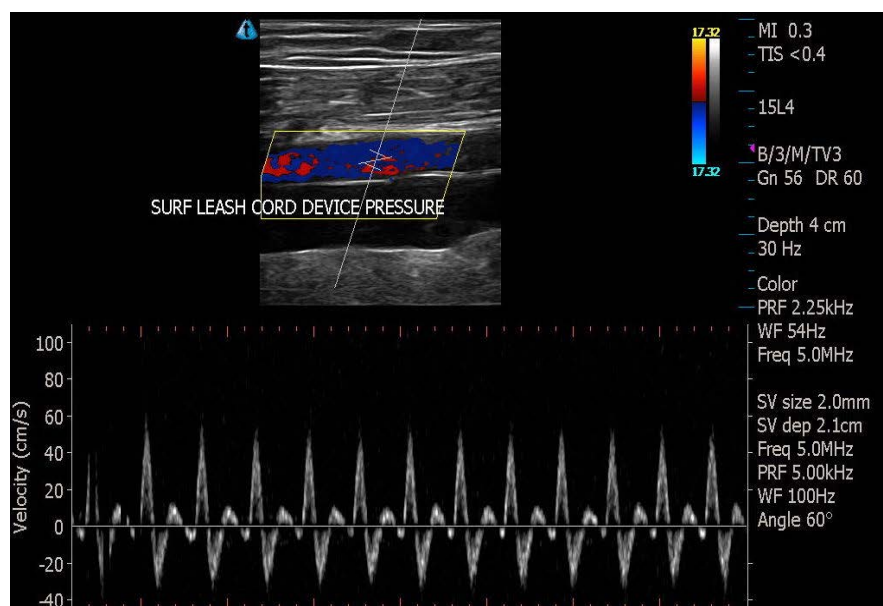


Femoral Artery - Leash

6' x 7mm TPU Leash Cord wrapped around the leg as many times as possible binding with continuous pressure as an improvised tourniquet failed to reach arterial occlusion, was notable to be performed one-handed, and did not have a means of securing in place.

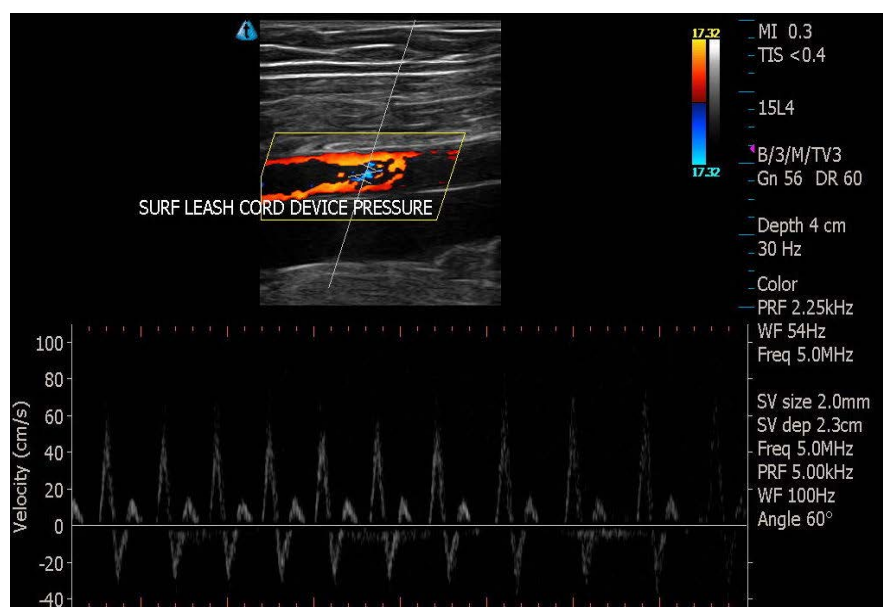
Pre Leash:

Normal arterial and venous blood flow



Leash Applied:

Occlusion Failure





11/09/2016

Progress Note: Nestor Guerrero, ARNP

Reason for Appointment

1. OMNA Amphibious Tourniquet and Tourniquet Leashes

Procedures

TECHNOLOGIST:

Ultrasound Technologist **Paula Urrea RVT**.

Tested OMNA Amphibious Tourniquet and Tourniquet Leashes:

- When the OMNA Amphibious Tourniquet was used on the Brachial Artery it was 100% occluded.
- When the OMNA Amphibious Tourniquet was used on the Femoral Artery it was 100% occluded.
- When the Surf Board Leash was used on the Femoral Artery there was normal non-obstructed blood flow.

Electronically signed by Adithya Suresh , MD on 11/10/2016 at 08:23 AM EST

Sign off status: Completed

Tampa-Premier Vein
1881 W KENNEDY BLVD
TAMPA, FL 33606-1611
Tel: 813-513-3030
Fax: 813-513-3033

Progress Note: Nestor Guerrero, ARNP 11/09/2016

Note generated by eClinicalWorks EMR/PM Software (www.eClinicalWorks.com)