




Yanhua Mini ACDP Volvo IMMO Programming Module 12


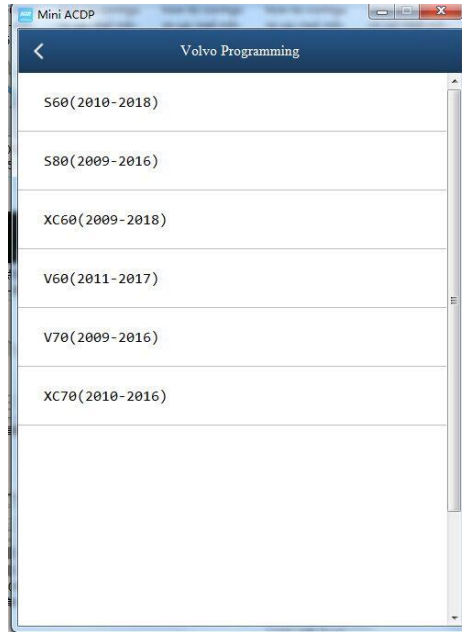



Volvo CEM type 1 connection diagram



Volvo CEM type 2 connection diagram








Mini ACDP

Help (1/1) View




Please put the VOLVO key into the BAV adapter and unlock it with the CEM password file loaded when the key is matched.

Mini ACDP

Mini ACDP







Help (4/4)



Link ACDP and CEM module.

Mini ACDP

ACDP Configuration List (Module 12 Volvo Module)

Item NO.	Adapters/Parts	Pictures	Quantity	Adapters/Parts Functions
1	VOLVO CEM V1 Interface Board		1PC	Applicable to connect VOLVO CEM module to read password.
2	VOLVO CEM2 V1 Interface Board		1PC	Applicable to connect VOLVO CEM2 module to read password.
3	VOLVO KVM V1 Interface Board		1PC	Applicable to connect VOLVO KVM module to read password.
4	Double CAN Adapter		1PC	Applicable to connect vehicle OBDII port and ACDP host.
5	VOLVO Copper pillar Package (M2.5*12+6mm) ×2 (M2.5*20+6mm) ×1		3PCS	Applicable to fix VOLVO-KVM interface board
6	Test Points Cleaning Probes		1PC	Applicable to clean conformal coating