

STANFORD
Achievement Tests
(SAT) – Series 10

PREPARED BY

**Preview
Copy**

- ☐ Test Booklet for Students
- ☐ Answer Key

info.misterdeeonline@yahoo.com

This resource is included in a bundle.

READING KG-VERSION 2

A Look at Sample A. Listen carefully. I will say two words. If the two words I say sound the same, you will mark the circle under the pencils. If the two words I said were not the same, mark the circle under the glue and scissors. sleep... slip. Are the words the same or different? If the words are the same, mark the circle under the pencils. If the two words I said were not the same, mark the circle under the glue and scissors. sleep... slip. Mark the circle under the pencils.

(Pause) ...

**Preview
Copy**

Which circle you should have filled in? That is correct. You should have filled in the circle under the pencils (A). The words sounded the same so you should have marked the circle under the pencils.

Now we will do numbers 1 through 6 together. Listen carefully as I say the two words. If they are the same, you will fill in the circle under the apples. If the two words I said were not the same, mark the circle under the different fruits.

READING KG-VERSION 2

1 Move to number 1. The words are park... park. If they sounded the same, mark the circle under the pencils. If they sounded the different, mark the circle under the picture of the glue and scissors. Listen again. park... park. Mark your answer.

(Pause) Give students time to select and mark their answer.

2 Move to number 2. The words are make... make. If they sounded the same, mark the circle under the pencils. If they sounded the different, mark the circle under the picture of the glue and scissors. Listen again. make... make. Mark your answer.

(Pause) Give students time to select and mark their answer.

3 Move to number 3. The words are some... some. If they sounded the same, mark the circle under the pencils. If they sounded the different, mark the circle under the picture of the glue and scissors. Listen again. some... some. Mark your answer.

(Pause) Give students time to select and mark their answer.

4 Move to number 4. The words are make... make. If they sounded the same, mark the circle under the pencils. If they sounded the different, mark the circle under the picture of the glue and scissors. make... make. Mark your answer.

(Pause) Give students time to select and mark their answer.

5 Move to number 5. The words are some... some. If they sounded the same, mark the circle under the pencils. If they sounded the different, mark the circle under the picture of the glue and scissors. Listen again. some... some.

READING KG-VERSION 2

(Pause) Give students time to select and mark their answer.

6 Move to number 6. The words are sack... sack. If they sounded the same, mark the circle under the pencils. If they sounded the different, mark the circle under the picture of the glue and scissors. Listen again. sack... sack.

(Pause) Give students time to select and mark their answer.

C Look at the picture at the top of the page. You see a hammer and a pair of scissors. The words are hammer and scissors. Which word starts with the same sound as the word hammer?

(Pause) Give students time to select and mark their answer. You see a picture of a hammer and a pair of scissors. The words are hammer and scissors. Which word starts with the same sound as the word hammer? The last word is scissors.

D Now look at the picture at the bottom of the page. Next you see a mug... a fork... and a plate. Which word starts with the same sound as the word plane? Mark the circle under the word plane? Mark the circle under the correct answer.

(Pause) Give students time to select and mark their answer.

Which circle should you have filled in? That is correct. You should have filled in the circle under the last word, the word plate. Plate starts with the same sound as the word plane.

READING KG-VERSION 2

Now we will do some more questions just like these. Listen as I say the three answer choices. Find the one that starts with the same sound as the first picture.

- 7 Move to number 7. The first picture is a ball. Next you see a baker... a calendar... and some coins. Which picture starts the same sound as ball? Fill in the circle under the correct picture.

(Pause) Give students time to select and mark their answer.

- 8 Move to number 8. The first picture is a train. Next you see a truck... a sun... and some toys. Which picture starts with the same sound as train? Fill in the circle under the correct picture.

(Pause)

- 9 Move to number 9. The first picture is a train. Next you see a truck... a sun... and some toys. Which picture starts with the same sound as train? Fill in the circle under the correct picture.

(Pause) Give students time to select and mark their answer.

- 10 Move to number 10. The first picture is a train. Next you see a truck... a sun... and some toys. Which picture starts with the same sound as train? Fill in the circle under the correct picture.

(Pause) Give students time to select and mark their answer.

Preview
Copy

- 11 Move to number 11. The first picture are some fruit. Next you see a doll... a book... and a frog. Which picture starts with the same sound as fruit? Fill in the circle under the correct picture.

(Pause) Give student time to select and mark their answer.

- 12 Move to number 12. Next you see a picture of a cup. Fill in the circle under the correct picture.

(Pause) Give student time to select and mark their answer.
E Now look at sample E. The first picture shows a cup. Fill in the circle under the correct picture.

(Pause) Give student time to select and mark their answer.
F Now look at sample F. The first picture shows a bell. The other pictures are a ruler... a cassette tape... and a shell. Which of these pictures rhyme with bell? Mark the answer.
because cup

- F Now look at sample F. The first picture shows a bell. The other pictures are a ruler... a cassette tape... and a shell. Which of these pictures rhyme with bell? Mark the answer.

(Pause) Give students time to select and mark their answer.

READING KG-VERSION 2

Which word did you mark? Yes, that's right. You should have marked the circle under the last picture. Shell rhymes with the word bell. Now you will do some more of these. Listen carefully as I tell you the name of the first picture. Find the picture that rhymes with the first picture in the row.

13 Move to number 13. The first picture is some string. Next you see a shell... a bell... and a shell. Mark the picture that rhymes with shell.

(Pause)

14 Move to number 14. The first picture is a kite. Next you see a light... a kettle... and an iron. Mark the picture that rhymes with kite.

(Pause)

15 Move to number 15. The first picture is a cake. Next you see a pizza... a pen... and a rake. Find the picture that rhymes with cake.

(Pause) Give students time to select and mark their answer.

16 Move to number 16. The first picture is a kite. Next you see a light... a kettle... and an iron. Mark the picture that rhymes with kite.

(Pause) Give students time to select and mark their answer.

17 Move to number 17. The first picture is a cake. Next you see a pizza... a pen... and a rake. Find the picture that rhymes with cake.

READING KG-VERSION 2

(Pause) Give students time to select and mark their answer.

18 Move to number 18. The first picture is a star. Next you see a dog... a car... and a lemon. Find the picture that rhymes with star.

(Pause) Give students time to select and mark their answer.

G Now go to Sample G on page 7. As I ask a question, mark the answer.

(Pause) Give students time to select and mark their answer.

**Preview
Copy**

19 Now go to Sample H on page 8. Look at the three words. Which word has a "y" in it? Mark your answer.

(Pause) Give students time to select and mark their answer.

20 Move to number 20. Which of these shows a question mark?

(Pause) Give students time to select and mark their answer.

21 Move to number 21. Which of these is a sentence?

(Pause) Give students time to select and mark their answer.

H Now go to Sample H on page 8. Look at the three words. Which word has a "y" in it? Mark your answer.

(Pause) Give students time to select and mark their answer.

READING KG-VERSION 2

Which answer did you mark? You should have marked the first word, you. It has "y" in it. Now we will do some more problems like these. Listen carefully as I tell you what letter to look for.

22 Move to number 22. Find the picture that has a "p" in it.

(Pause) Give students time to think of their answer.

23 Find the picture that has a "p" in it.

(Pause)

24

(P

I in a
ures.
of
barn, the

(Pause) Give students time to think of their answer.

Which did you mark? You should have marked the second picture, the salt. Salt starts with the letter in the box. Now we will do some more like these. Listen carefully to what I say and then mark the correct answer.

25 Move to number 25. The pictures are a pillow, a canoe, and a ladder. Find the picture that begins with the letter in the box. Is it the pillow, the canoe, or the ladder? Mark your answer.

READING KG-VERSION 2

(Pause) Give students time to select and mark their answer.

26 Move to number 26. The pictures are a pin, a stove, and a screw. Find the picture that begins with the letter in the box. Is the pin, the stove, or the screw? Mark your answer.

27 Move to number 27. The pictures are a trunk, a zebra, and some fish. Find the picture that begins with the letter in the box. Is the trunk, the zebra, or the fish? Mark your answer.

(Pause)

28 Move to number 28. The pictures are a bread, a carrot, and some fish. Find the picture that begins with the letters in the box. Is the bread, the carrot, or the fish? Mark your answer.

(Pause)

J Move to number 29. The pictures are some film, a freezer, and some cards. Which one starts with the letters in the box? Film, freezer, cards.

(Pause) Give students time to select and mark their answer.

Which answer did you mark? That's right. You should have marked the second answer choice. The bread begins with a "br" which are the letters in the box. Now we will do some more like these. Listen carefully to what I say and mark the picture that starts with the letters in the box.

29 Move to number 29. The pictures are some film, a freezer, and some cards. Which one starts with the letters in the box? Film, freezer, cards.

READING KG-VERSION 2

(Pause) Give students time to select and mark their answer.

30 Move to number 30. The pictures are a skunk, a starfish, and a panda. Which one starts with the letters in the box? Skunk, starfish, panda.

(Pause) Give students 1 minute to mark their answer.

31 M...e some corn,
...e letters

(Par

32

(Paus

K

Look at the word dolphin. The dolphin. What letter does dolphin start with? Mark your answer.

(Pause) Give students time to select and mark their answer.

Which letter did you mark? That's right. You should have marked the first answer choice under the letter "d". Dolphin starts with the letter "d". Now we will do some more like these. Listen to the word I say and mark the circle under the letter that the word I say starts with. Listen carefully.

READING KG-VERSION 2

33 Move to number 33. Look at the row with the house. Which letter does the word house start with? Mark your answer.

(Pause) Give students time to select and mark their answer.

34 Move to number 34 on page 12. Look at the row with the wagon. Which letter does the word wagon start with? Mark your answer.

(Pause) Give students time to select and mark their answer.

35 Move to number 35 on page 12. Look at the row with the flower. Which letter does the word flower start with? Mark your answer.

(Pause) Give students time to select and mark their answer.

36 Move to number 36 on page 12. Look at the row with the flashlight. Which letter does the word flashlight start with? Mark your answer.

(Pause) Give students time to select and mark their answer.

L Look at number 37 on page 12. Look at the row with the flashlight. Look at the three groups of answer choices. Which answer choice does the word flashlight begin with? Mark your answer.

(Pause) Give students time to select and mark their answer.

Which answer choice did you mark? That's right. You should have marked the circle under the last answer choice the "fl". Flashlight begins with an "fl". Now we will do some more like these. Listen carefully as I say the word and find the letter the word begins with.

READING KG-VERSION 2

37 Move to number 37 on page 13. Look at the row where you see the clock. Mark the circle under the letters that stand for the beginning sound in the word clock.

(Pause) Give students time to select and mark their answer.

38 Move to number 38. Look at the row where you see the skirt. Mark the circle under the letters that stand for the beginning sound in the word skirt.

(Pause) Give students time to select and mark their answer.

39 Move to number 39. Look at the row where you see the dog. Mark the circle under the letters that stand for the beginning sound in the word dog.

(Pause) Give students time to select and mark their answer.

40 Move to number 40. Look at the row where you see the cat. Mark the circle under the letters that stand for the beginning sound in the word cat.

(Pause) Give students time to select and mark their answer.

M Look at Sample 1. You will do something different. Look at the next row where you see a dog. Beside the picture there are three words. One of these words names the picture. Mark the circle under the word that names the picture.

(Pause) Give students time to select and mark their answer.

Which answer choice did you mark? That's right. You should have marked first answer choice that is the word dog. Listen carefully as I name the picture. Then pick out the word that names each picture.

READING KG-VERSION 2

41 Move to number 41. Look at the row with the picture of the colors. Find the word colors.... colors.

(Pause) Give students time to select and mark their answer.

42 Move to number 42. Look at the row with the picture of the rake. Find the word rake.

(Pause) Give students time to select and mark their answer.

43 Move to number 43. Look at the row with the picture of the car. Find the word car.

(Pause) Give students time to select and mark their answer.

44 Move to number 44. Look at the row with the picture of the house. Find the word house.

(Pause) Give students time to select and mark their answer.

45 Move to number 45. Look at the row with the picture of the tree. Find the word tree.

(Pause) Give students time to select and mark their answer.

46 Move to number 46. Look at the row with the picture of the fish. Find the word fish... fish.

(Pause) Give students time to select and mark their answer.

47-54 Now you will do some more questions like these. Look at the picture at the beginning of the row and find the word that names the picture. You will work numbers 47 through 54 alone. Work quickly until you come to the word STOP. Put your pencil down and sit quietly when you are done.

READING KG-VERSION 2

(Pause) Give students time to select and mark their answer.

N Look at Sample N on page 17. We are going to do a different type of problem. Look at the picture at the top of the page. Under the picture you see two rows of words. There is one word in each row that tells about the picture. Follow along as I read Sample N to you: read... copy... small... the word that best tells

(Pause)

**Preview
Copy**

(Pause) should
look tells
about

55-62 Now you will do some more questions just like these. Look at the picture and then look at the words in each of the next two rows. Find the one word in each row that tells about the picture. Work numbers 55 through 62 or until you come to the word STOP. Put your pencil down and sit quietly when you are finished.

(Pause) Give students time to select and mark their answer.

O Look at Sample O on page 19. Here you see three words. I will say one of the words, you need to fill in the circle under the word I say. Now look at Sample O. Mark the word like... like.

READING KG-VERSION 2

(Pause) Give students time to select and mark their answer.

Which answer choice did you mark? Yes, that's correct. You should have marked the first answer choice. That word is like. Listen carefully as I read the word you should mark in each row.

(Pause) Give students time to select and mark their answer.

63

(Pause)

64

(P

65

(Pause)

66

(Pause) Give students time to select and mark their answer.

67 Move to number 67 on page 20. Mark the word moon... moon.

(Pause) Give students time to select and mark their answer.

68 Move to number 68. Mark the word house... house.

(Pause) Give students time to select and mark their answer.

69 Move to number 69. Mark the word keep... keep.

(Pause) Give students time to select and mark their answer.

70 Move to number 70. Mark the word zero... zero.

(Pause) Give students time to select and mark their answer.

P Different. I
to read
about
ory
h it.

(Pa
f. You
tence
that the
like these.
List... the story and
mark the p... you read tells about.

(Pause) Give students time to select and mark their answer.

71 Move to number 71 on page 21. "Kate got a jar of bubbles. She went outside." Read the rest of the story and mark your answer.

(Pause) Give students time to select and mark their answer.

72 Move to number 72. "The boy was thirsty. He went in and got a glass of milk." Read the rest of the story and mark your answer.

READING KG-VERSION 2

(Pause) Give students time to select and mark their answer.

73 Move to number 73. "I stayed with my friend. We watched her baby sister." Read the rest of the story and mark your answer.

(Pause) Give students time to select and mark their answer.

74 Move to number 74. "I went to a party. It was fun." Read the rest of the story and mark your answer.

(Pause) Give students time to select and mark their answer.

75 Move to number 75. "I went to a party. It was fun." Read the rest of the story and mark your answer.

(Pause) Give students time to select and mark their answer.

76 Move to number 76. "I got my new hat. It is a funny hat." Read the rest of the story and mark your answer.

(Pause) Give students time to select and mark their answer.

77 Move to number 77. "My mom took my sister and me to the park. My sister went to the swings." Read the rest of the story and mark your answer.

(Pause) Give students time to select and mark their answer.

78 Move to number 78. "I got a new hat. It is a funny hat." Read the rest of the story and mark your answer.

READING KG-VERSION 2

(Pause) Give students time to select and mark their answer.

Q Look at Sample Q on page 23. These problems are just a little different. Look at the sentence and the three pictures. The sentence tells about one of the pictures. The sentence says, "I can see a bee." Mark the circle under the picture that goes with ~~that~~ sentence.

(Pause) Give students time to select and mark their answer.

Preview
Copy

This practice

ANSWER KEY (Reading KG-Version 2)

Sample A	B
Sample C	C
Sample E	C
Sample G	C
Sample I	B

Sample B	A
Sample D	C
Sample F	C
Sample H	A
Sample J	B

**Preview
Copy**

11	C	32	C
12	C	33	B
13	A	34	C
14	C	35	B
15	C	36	A
16	A	37	A
17	C	38	B
18	B	39	A
19	A	40	C
20	C		

NO.	ANSWER
41	C
42	A
43	A
44	B
45	C

NO.	ANSWER
61	C
62	C
63	A
64	B
65	C

**Preview
Copy**

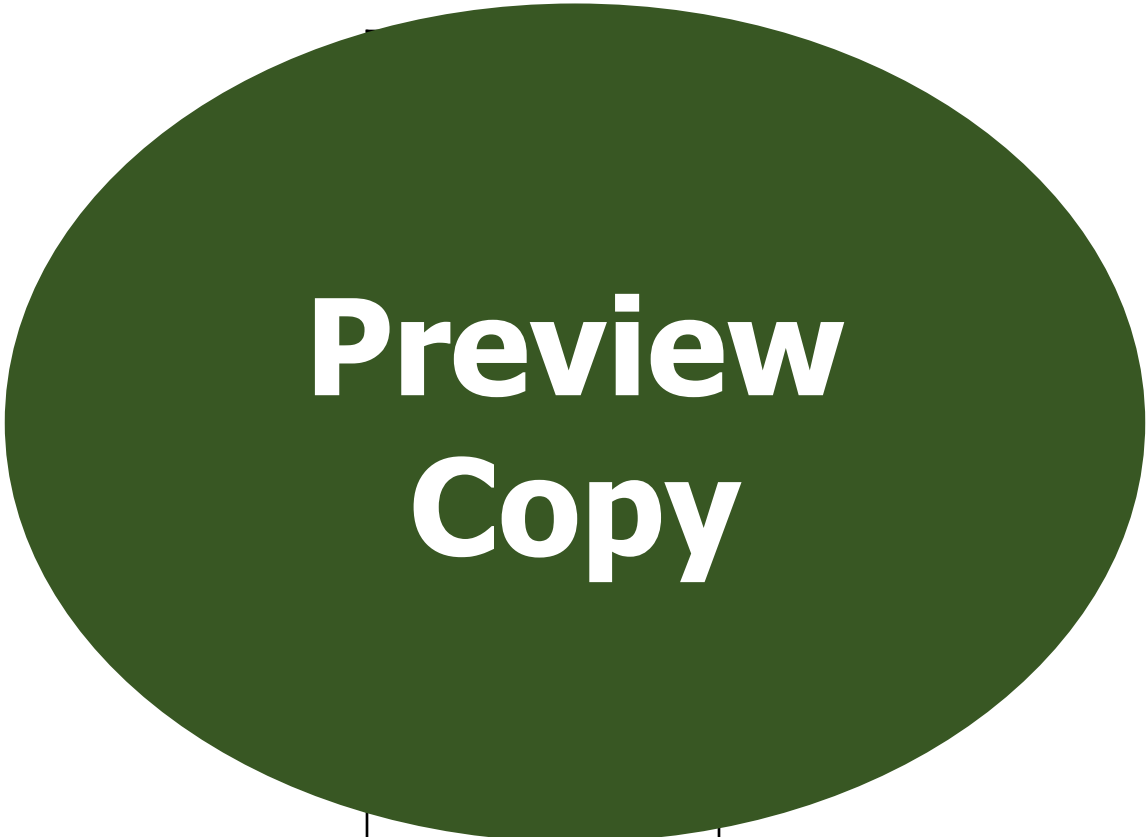
55	C
56	C
57	B
58	A
59	C
60	B

76	C
77	A
78	A
79	B
80	C

ANSWER KEY (Reading KG-Version 2)

Sample K	A
Sample M	A
Sample N2	C
Sample P	A

Sample L	C
Sample N1	A
Sample O	A
Sample Q	B

A large, dark green oval shape centered on a white background. Inside the oval, the words "Preview" and "Copy" are written in a bold, white, sans-serif font, stacked vertically and centered horizontally. The text is large and prominent, serving as a clear watermark or placeholder.

**Preview
Copy**

[illegible]

Student's Booklet
READING KG-VERSION 2



**Preview
Copy**

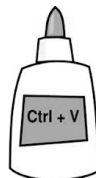
Got questions about this resource? Send me an email at
info.misterdeedonline@yahoo.com.



Sample A



(A)



(B)

Sample B

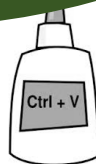
1

**Preview
Copy**

2



(A)



(B)

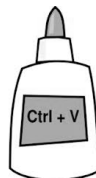




3



A



B

4

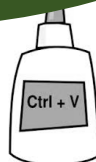
5

6

Preview
Copy



A



B

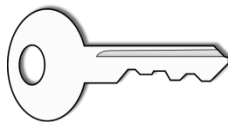




Sample C



(A)



(B)



(C)


Sample D



Preview
Copy

7


8



(A)



(B)






(C)





9



10

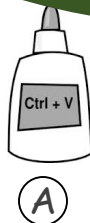


**Preview
Copy**

11



12






Sample E



(A)



(B)



(C)

Sample F



13

Preview
Copy

14



(A)



(B)

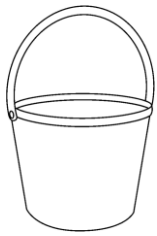


(C)





15



(A)



(B)



(C)

16



17



18



(A)



(B)



(C)

Preview
Copy





Sample G

work

(A)

6350227

(B)

?

(C)

19

20

21

Preview
Copy

I love dogs.

(A)

five fishes

(B)

no 12 yes

(C)





Sample H

you

(A)

could

(B)

more

(C)

22

23

**Preview
Copy**

24

play

(A)

gold

(B)

part

(C)






Sample I



(A)



(B)



(C)


25



26



27



(A)



(B)



(C)

Preview
Copy





28

v



(A)



(B)



(C)

Sample J

b



Preview
Copy

29

30

sk



(A)



(B)



(C)





31

gr



(A)



(B)



(C)

32

s

Sam

Preview
Copy

33



s

(A)

h

(B)

k

(C)





34



g

(A)

l

(B)

w

(C)

35



36



Sample L



ph

(A)

cl

(B)

fl

(C)

**Preview
Copy**





37



cl

(A)

sl

(B)

cr

(C)


38



39



40



gr

(A)

dr

(B)

gl

(C)

**Preview
Copy**





Sample M



dog

(A)

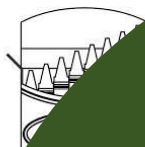
flag

(B)

day

(C)

41



42

Preview
Copy

43



cloud

(A)

cash

(B)

slap

(C)





44



show

(A)

said

(B)

shoes

(C)

45




**Preview
Copy**

46



47



can't

(A)

desk

(B)

candy

(C)





48



bike

(A)

bug

(B)

black

(C)

49



**Preview
Copy**

50

51



baby

(A)

best

(B)


ring

(C)





52



pot

(A)

play

(B)

pig

(C)

53



54



Preview
Copy

STOP



Sample N



read

(A)

copy

(B)

small

(C)

ride

(A)

find

(B)

book

(C)





55



teacher

(A)

man

(B)

pretty

(C)

56

park

(A)

zoo

(B)

school

(C)

57



game


58

59

60

Preview
Copy

61



pear

(A)

pen

(B)

apple

(C)

62

pen

(A)

ruler

(B)

paper

(C)





Sample O

like

(A)

back

(B)

test

(C)

63

boy

(A)

better

64

65

66

car

(A)

can

(B)

cat

(C)

**Preview
Copy**





67

mad

(A)

maybe

(B)

moon

(C)

68

where

(A)

puppy

69

70

Preview
Copy

Sample P

I feed my dog.



(A)



(B)



(C)





71

She is blowing bubbles.



(A)



(B)



(C)

72

Now I

73

74

I got her a p



(A)



(B)



(C)

Preview
Copy





75

He found a rubber duck.



(A)



(B)



(C)

76

77

Preview
Copy

78

It has a tail.



(A)



(B)



(C)





Sample Q

I can see a bee.



(A)



(B)



(C)

79

I have a



80

Preview
Copy

81



(A)



(B)



(C)

82

This is a small ball.



(A)



(B)



(C)





83

This is a fat cat.



(A)



(B)



(C)

84

I co

85

a

86

We have a new dog.



(A)



(B)



(C)

Preview
Copy





87

I see two shoes.



(A)



(B)



(C)

88

The

89



(A)

90

I lost my keys.



(A)



(B)



(C)

**Preview
Copy**

