

STANFORD
Achievement Tests
(SAT) – Series 10

PREPARED BY

**Preview
Copy**

- Test Booklet for Students
- Answer Key

info.misterdeeonline@yahoo.com

This resource is included in a bundle.

READING 1-VERSION 2

A Look at Sample A. There are three words in the box. They are sleeps, sleeping, slept. These words look alike but end differently. I will say one word. Then I will use that word in a sentence. Then you need to find the word and fill in the circle under it. Mark the circle beside the word sleeping.
The cat is sleeping on the bed. sleeping.

(Pause) Give students time to select and mark their answer.

When I say a word, you mark the correct. You mark the circle beside

1 The cat walks

(Pause) 2 The dog is the

(Pause) 3 The boy is

3 Move to number 3. The boy's dad is cleaning the garage.

(Pause) Give students time to select and mark their answer.

4 Move to number 4. Find the word thick. Our book in math is so thick. Thick.

(Pause) Give students time to select and mark their answer.

B Move to Sample B. There are three words in the box. They are table, donkey, and policeman. One of these words is made up of two little words. Is it table, donkey, or policeman? Mark the word you think is made up of two small words.

READING 1-VERSION 2

(Pause) Give students time to select and mark their answer.

Which circle should you have filled in? That is correct. You should have filled in the circle beside the third word. It is the one under the word policeman. Policeman is made up of two little words.

5-8 Now you will do the same for yourself. Stop when you come to the word aren't. Stop quietly when you are done.

(Pause)

C

Preview
Copy

(Pause) Give students time to select and mark their answer.

Which circle should you have filled in? That is correct. You should have filled in the circle beside the first word. The first word is aren't. It is a shortened form of the words are not. Now we will do some more questions just like these.

9 Move to number 9. Find the word that means she is. She is so pretty. She is.

(Pause) Give students time to select and mark their answer.

10 Move to number 10. Find the word that means we will. We will go to the lake. We will.

READING 1-VERSION 2

(Pause) Give students time to select and mark their answer.

11 Move to number 11. Find the word that means was not. Spotty was not the one who got the bone. Was not.

(Pause) Give students time to select and mark their answer.

12 Move to number 12. Find the word that means who is. Who is the one who got the bone? Who is.

(Pause)

D Move to Sample D. Find the word that means is. is the sound of the letter is in the word is. is is the sound of the letter is in the word is. is is the sound of the letter is in the word is.

(Pa

Preview
Copy

E Move to Sample E. Find the word that means is. The underlined letter is an "i". What sound does the letter "i" make in this word? Look at the answer choices. Find the word that has the same sound as the underlined letters in the word chin. Mark your answer.

(Pause) Give students time to select and mark their answer.

READING 1-VERSION 2

Which circle you should have filled in? That is correct. You should have filled in the circle beside the second word which, because which has the same sound as the underlined letter in the word chin. Now you will do some more of these.

Listen carefully as I tell you the word. Find the word that has the same sound as the underlined letters.

13 Move to number 13. Find the word that has the same sound as the underlined letter in chin.

(Pause)

14 Move to number 14. Find the word that has the same sound as the underlined letter in chicken.

(Pause)

15 Move to number 15. Find the word that has the same sound as the underlined letter in chicken.

(Pause)

16 Move to number 16. Find the word that has the same sound as the underlined letter in chicken.

(Pause) Give students time to select and mark their answer.

17 Move to number 17. Find the word that has the same sound as the underlined letter in pan.

(Pause) Give students time to select and mark their answer.

18 Move to number 18. Find the word that has the same sound as house.

(Pause) Give students time to select and mark their answer.

READING 1-VERSION 2

19 Move to number 19. Find the word that has the same sound as the underlined letters in brown.

(Pause) Give students time to select and mark their answer.

20 Move to number 20. Find the word that has the same sound as the underlined letter in fan.

(Pause) Give students time to select and mark their answer.

21 Move to number 21. Find the word that has the same sound as the underlined letters in brain.

(Pause) Give students time to select and mark their answer.

22 Move to number 22. Find the word that has the same sound as the underlined letters in brain.

(Pause) Give students time to select and mark their answer.

23 Move to number 23. Find the word that has the same sound as the underlined letters in brain.

(Pause) Give students time to select and mark their answer.

24 Move to number 24. Find the word that has the same sound as the underlined letters in thin.

(Pause) Give students time to select and mark their answer.

25 Move to number 25. Find the word that has the same sound as the underlined letters in ship.

(Pause) Give students time to select and mark their answer.

Preview
Copy

READING 1-VERSION 2

26 Move to number 26 on page 4. Find the word that has the same sound as the underlined letter in chance.

(Pause) Give students time to select and mark their answer.

27 Move to number 27. Find the word that has the same sound as the underlined letter in chance.

(Pause) Give students time to select and mark their answer.

28 Move to number 28. Find the word that has the same sound as the underlined letter in chance.

(Pause) Give students time to select and mark their answer.



**Preview
Copy**

29 Move to number 29. Find the word that has the same sound as the underlined letter in chance.

(Pause) Give students time to select and mark their answer.

30 Move to number 30. Find the word that has the same sound as the underlined letter in chance.

(Pause) Give students time to select and mark their answer.

F Move to Sample F on page 5. Look at the picture at the top of the page. Under the picture you see three rows of words. There is one word in each row that tells about the picture. Follow as I read Sample F to you: sit...watch...food. Mark the word that best tells about the picture.

(Pause) Give students time to select and mark their answer.

READING 1-VERSION 2

Which word did you mark? Yes, that's right. You should have marked the circle under the word sit. The word sit tells about the picture. Now look at the words in the second row. Follow as I read them aloud: happy...hop...cry. Mark the word that goes with the picture.

(Pause) Give students time to select and mark their answer.

Which word tells about the picture? You should mark the word that tells about the picture along as I read the words.

Preview
Copy

(Pause) Give students time to select and mark their answer. Look at the picture and the words. Mark the word that tells about the picture. Stop when you hear the word sit or until you come to the word sit. Then sit down and sit quietly when you are finished.

Allow 30 minutes for students to answer this section.

G Look at Sample G on page 8. Listen as I read the first part of the story that goes with Sample G. She goes home from school. She eats her snacks. Now read the sentence in Sample G and mark the picture that goes with it.

(Pause) Give students time to select and mark their answer.

READING 1-VERSION 2

Which space did you mark. Yes, that's correct. You should have marked the first answer choice. The sentence says, "She reads her book." The first picture is the one that the sentence tells about.

Now we will do some more like these. I will read the first part of the story and you will mark the picture that the sentence tells about.

61 It is a sunny day. Mark the picture that the sentence tells about.

(Pause)

62

(Pause)

63

(Pause)

64

Move to number 64 on page 9. They are on a beach. They have a shovel. Read the rest of the story and mark your answer.

(Pause)

65

Move to number 65. Bob's dad lights the candle on his cake. His friends sing a happy birthday song. Read the rest of the story and mark your answer.

READING 1-VERSION 2

(Pause) Give students time to select and mark their answer.

H Now look at Sample H on page 10. Look at the sentence and the three pictures. The sentence tells about one of the pictures. The sentence says, I can see a tree. Mark the picture that goes with the sentence.

(Pause) Give students time to select and mark their answer.

You should
the
out a

**Preview
Copy**

sit
ugh

ANSWER KEY (SAT-10 Practice Test in Reading 1-Version 2)

Sample A	B	Sample B	C
Sample C	A	Sample D	A

NO.	ANSWER	NO.	ANSWER	NO.	ANSWER	NO.	ANSWER
1	A						C
2							B
3							
4							
5							
6							
7							
8							
9							
10							B
11	A						B
12	C					72	A
13	B	33	C	53	C	73	C
14	C	34	C	54	A	74	A
15	B	35	A	55	C	75	B
16	A	36	B	56	A	76	A
17	A	37	B	57	C	77	A
18	B	38	B	58	B	78	B
19	C	39	C	59	A	79	B
20	A	40	A	60	B	80	C

Student's Booklet
READING 1-VERSION 2



**Preview
Copy**

Got questions about this resource? Send me an email at
info.misterdeonline@yahoo.com.



Sample A

- (A) sleeps
- (B) sleeping
- (C) slept

Sample B

- (A) table
- (B) donkey
- (C) policeman

1

- (A) walk
- (B)
- (C)

2

**Preview
Copy**

3

- (A) cle
- (B) cleaned
- (C) cleaning

- (C) fantastic

4

- (A) thick
- (B) thicker
- (C) thickest

8

- (A) jackpot
- (B) jogging
- (C) travel



Sample C

- (A) aren't
- (B) She's
- (C) didn't

Sample D

- print
- (A) problem
 - (B) cheese
 - (C) black

9

- (A) she's
- (B)
- (C)

10

Preview
Copy

11

- (A) was
- (B) didn't
- (C) couldn't

- (A) goat
- (C) stop

12

- (A) she'd
- (B) hasn't
- (C) who's

15

- way
- (A) drum
 - (B) bake
 - (C) garden



16

take

- (A) after
- (B) fish
- (C) back

21

snail

- (A) paint
- (B) bow
- (C) camping

17

... po ... which

- (A) ...
- (B) ...
- (C) ...

18

**Preview
Copy**

19

- (A) desk
- (B) green
- (C) brick

...

- (C) winter

20

fan

- (A) loaf
- (B) table
- (C) wish

25

ship

- (A) boat
- (B) wash
- (C) happy



26 chance

- (A) write
- (B) blank
- (C) check

27 st

- (A)
- (B)
- (C)

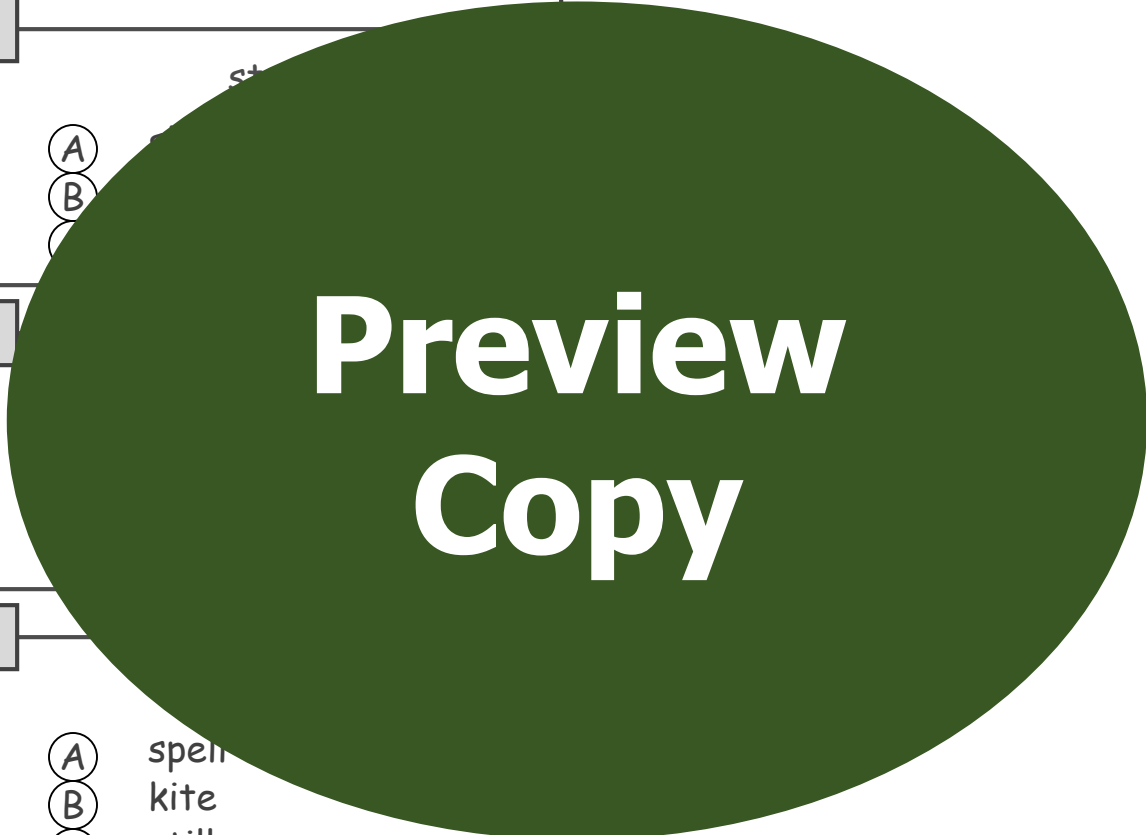
28

29

- (A) spell
- (B) kite
- (C) still

30 freeze

- (A) feet
- (B) when
- (C) list





Sample F



- sit (A)
- watch (B)
- food (C)

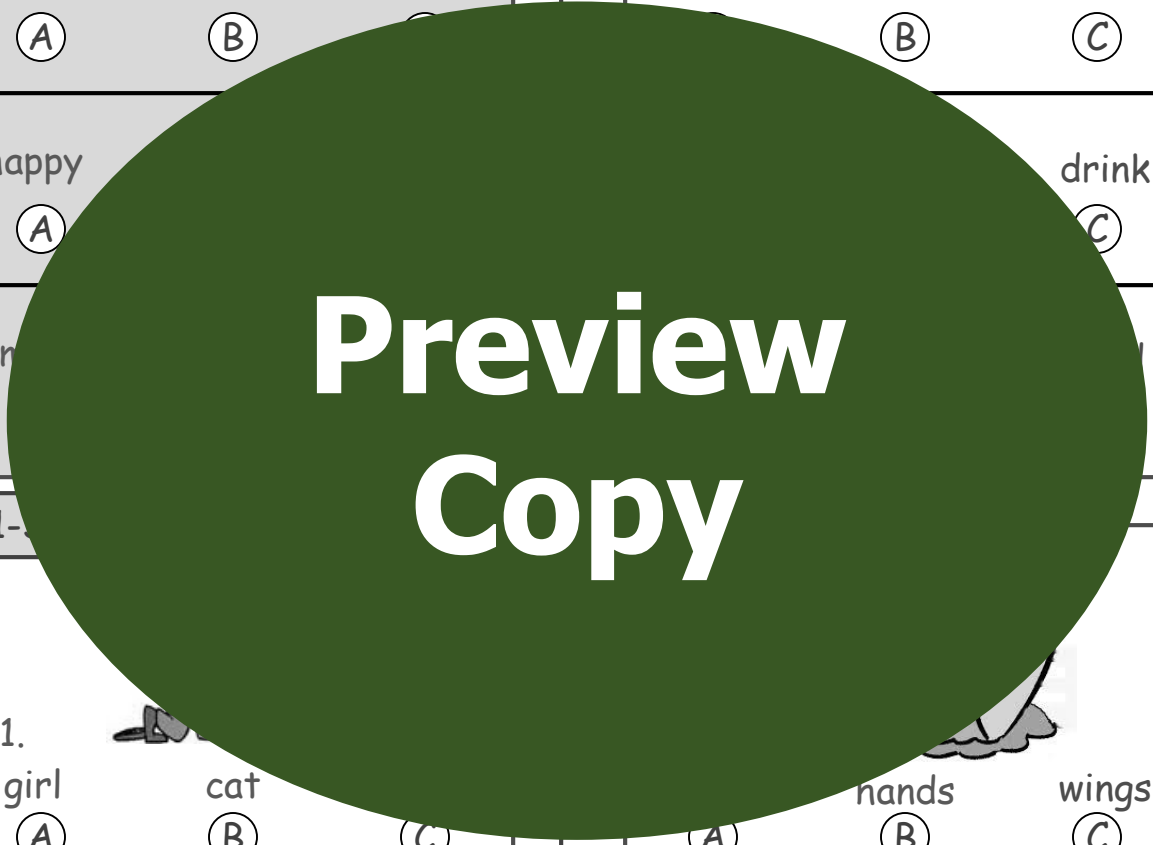
- happy (A)

34-36



- 34. two (A)
- three (B)
- five (C)

- drink (C)



31-



- 31. girl (A)
- cat (B)
- hands (B)
- wings (C)

- 32. watch (A)
- sleep (B)
- laugh (C)

- 38. eat (A)
- swim (B)
- rain (C)

- 33. park (A)
- church (B)
- home (C)

- 39. four (A)
- dad (B)
- girl (C)



40-42



40. shower (A) play (B) outside (C)

41. snow (A)

42. h

46-48



46. show (A) hide (B) chase (C)

- buy (C)

43-

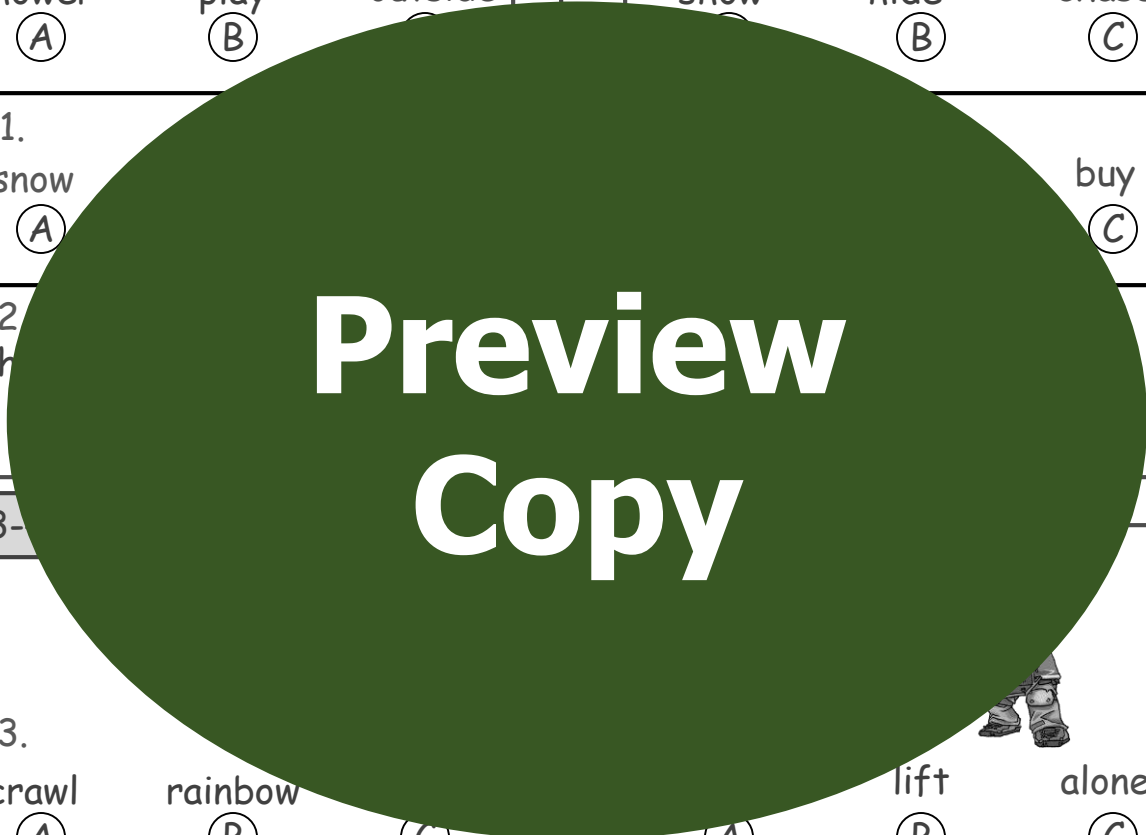
43. crawl (A) rainbow (B) (C)

44. color (A) write (B) climb (C)

45. sky (A) bug (B) tree (C)

50. help (A) watch (B) sad (C)

51. run (A) bite (B) heavy (C)





52-54



52.

bone
(A)

cheese
(B)

fight
(C)

53.

bunny
(A)

wall
(C)

54.

58-60



58.

bird
(A)

kids
(B)

apple
(C)

Preview
Copy

55-

55.

mall
(A)

grass
(B)

egg
(C)

56.

cage
(A)

bread
(B)

owl
(C)

57.

cake
(A)

elephant
(B)

dog
(C)





Sample 6

She reads her book.



(A)



(B)



(C)

61

Preview
Copy

62



(A)



(C)

63

We have a cat and a dog.



(A)



(B)



(C)





64

They are building a sand castle.



(A)



(C)

65


**Preview
Copy**





Sample H

I can see a tree.



(A)



(C)

66

Preview
Copy

67



(A)



(C)

68

Vance came to join the game.



(A)



(B)



(C)





69

My mom will bake a cake.



(A)



(C)

70

Preview
Copy

71



(A)

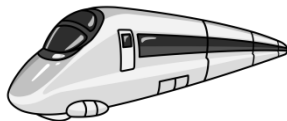
(C)

72

Shane rides on a plane.



(A)



(B)



(C)





73

Jack has a new hat.



(A)



(C)

74

**Preview
Copy**

75



(A)




(C)

76


Kaitlyn keeps the broom in the room.



(A)



(B)

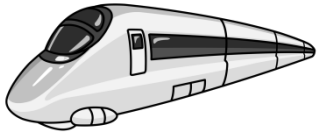


(C)



77

Yesterday, I rode on a train. It was so big.



(A)



(C)

78

**Preview
Copy**

79



(A)



(C)

80

I see a man. He is walking his dog.



(A)



(B)



(C)





81

The car is new. It is in front of the building.



(A)



(B)



(C)

82

M

Preview
Copy

83



(A)

(C)

84

My friend came to our house. She is with her sister.



(A)



(B)



(C)





85

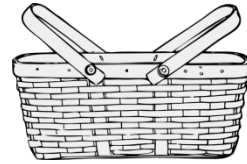
Mom brought home some fruit. They are in a basket.



A



B



C

86

Preview
Copy

87



A



C

88

My friend gave me balloons. She gave me three.



A



B



C





89

I ate lunch. I had a hotdog sandwich.



A



C

90

**Preview
Copy**

