

STANFORD
Achievement Tests
(SAT) – Series 10

PREPARED BY

**Preview
Copy**

- Test Booklet for Students
- Answer Key

info.misterdeeonline@yahoo.com

This resource is included in a bundle.

ENVIRONMENT 1-VERSION 1

A Look at Sample A on page 1. Which picture is a US symbol? Mark your answer.

(Pause) Give students time to select and mark their answer.

What did you mark? Yes, you should mark under the first picture (A). It shows the US flag, one of our country's symbols.

B Go to Sample B. Which animal lives in a pond?

(Pause)

Preview
Copy

1 Look at Sample 1. Which picture is a magnet? Mark your answer.

(Pause) Give students time to select and mark their answer.

2 Move to number 2. Choose the picture that shows something that people need in survival? Mark your answer.

(Pause) Give students time to select and mark their answer.

3 Move to number 3. Look at the three pictures. Which of them looks like the one on the left side? Mark your answer.

ENVIRONMENT 1-VERSION 1

(Pause) Give students time to select and mark their answer.

4 Move to number 4. Which object is made from a tree? Mark your answer.

(Pause) Give students time to select and mark their answer.

5 Move to number 5. Which object is used in measuring temperature?

(Pause)

6 Which object is made from a live animal?

(Pause)

7 Which object is made from a metal?

(Pause)

8 Move to number 8. Which object will decompose?

(Pause) Give students time to select and mark their answer.

9 Move to number 9 on page 3. Which of these objects can help you move heavy things from one place to another more easily? Mark your answer.

(Pause) Give students time to select and mark their answer.

10 Move to number 10. Which of the following is moved by pushing? Mark your answer.

Preview
Copy

ENVIRONMENT 1-VERSION 1

(Pause) Give students time to select and mark their answer.

11 Move to number 11. Choose the animal that uses its running speed in chasing its food? Mark your answer.

(Pause) Give students time to select and mark their answer.

12 Move to number 12. Which one shows a...

(Pause)

13

(Pa

14

(Pause) Give students time to select and mark their answer.

15 Move to number 15. Which of the following objects contains a liquid in it? Mark your answer.

(Pause) Give students time to select and mark their answer.

16 Move to number 16. Which animal lays eggs? Mark your answer.

(Pause) Give students time to select and mark their answer.

17 Move to number 17. The teacher measures how fast her students can reach the finish line. Which of these objects she must use? Mark your answer.

Preview
Copy

ENVIRONMENT 1-VERSION 1

(Pause) Give students time to select and mark their answer.

18 Move to number 18. Which of these objects is the farthest from the earth? Mark your answer.

(Pause) Give students time to select and mark their answer.

19 Move to number 19. Look at the pictures. Which object needs the most energy to get to the moon?

(Pause)

20

(Pa

21

(Pause)

22 Move to number 22. Which invention that allows us to travel so far away? Mark your answer.

(Pause) Give students time to select and mark their answer.

23 Move to number 23. A globe is a model of the earth. Which object is a globe? Mark your answer.

(Pause) Give students time to select and mark their answer.

24 Move to number 24 on page 6. Which picture shows the map of North America? Mark your answer.

ENVIRONMENT 1-VERSION 1

(Pause) Give students time to select and mark their answer.

25 Move to number 25. Look the men in the pictures. Which picture shows the first president of the United States of America? Mark your answer.

(Pause) Give students time to select and mark their answer.

26 Move to number 26. Which picture shows a community that is not affected by fire? Mark your answer.

(Pause)

27
Which
answer

**Preview
Copy**

(Pause)

28 Move to number 28.
Which picture shows an experience that is not related to the environment? Mark your answer.

(Pause) Give students time to select and mark their answer.

29 Move to number 29. Look the pictures. Which school picture shows the material that can be recycled? Mark your answer.

(Pause) Give students time to select and mark their answer.

30 Move to number 30. Look at the graph made by the teacher when her students finished painting boxes. Which group colored the most number of boxes? Mark your answer.

(Pause) Give students time to select and mark their answer.

ENVIRONMENT 1-VERSION 1

31 Move to number 31. Look at the directions. Which direction is the opposite of South? Mark your answer.

(Pause) Give students time to select and mark their answer.

32 Move to number 32 on page 8. Choose the picture that shows how Columbus and his men reached America. Mark your answer.

(Pause) Give students time to select and mark their answer.

33 Move to number 33 on page 8. Select the picture that shows how the subject of the story reached the island. Mark your answer.

(Pause)

34 Move to number 34 on page 8. Select the picture that shows how the subject of the story reached the island. Mark your answer.

(Pause)

35 Move to number 35 on page 8. Select the picture that shows how the subject of the story reached the island. Mark your answer.

(Pause) Give students time to select and mark their answer.

36 Move to number 36. Which picture shows the Statue of Liberty? Mark your answer.

(Pause) Give students time to select and mark their answer.

37 Move to number 37 on page 9. Which picture shows an island? Mark your answer.

Preview
Copy

ENVIRONMENT 1-VERSION 1

(Pause) Give students time to select and mark their answer.

38 Move to number 38. Choose the picture where the President of the United States live? Mark your answer.

(Pause) Give students time to select and mark their answer.

39 Move to number 39. Which one shows a continent? Mark your answer.

(Pause)

40

(Pa

This

**Preview
Copy**

Student's Booklet
ENVIRONMENT 1-VERSION 1



**Preview
Copy**

Got questions about this resource? Send me an email at
info.misterdeonline@yahoo.com.



Sample A



A



B



C

Sample B



1

Preview
Copy

2



A

C

3



A



B



C





4



(A)



(B)



(C)

5



6

7




(A)

(B)

(C)

8



(A)



(B)



(C)

**Preview
Copy**



9



A



B



C

10



11

Preview
Copy

12



A

B



C

13



A



B



C





14



A



B



C

15



16

Preview
Copy

17




A

B



C

18



A



B



C



19



A



B



C

20

21

22



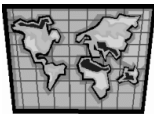
A

B



C

23



A



B



C

**Preview
Copy**





24



(A)



(B)



(C)

25



26

Preview
Copy

27



(A)



(B)



(C)






28



(A)



(B)

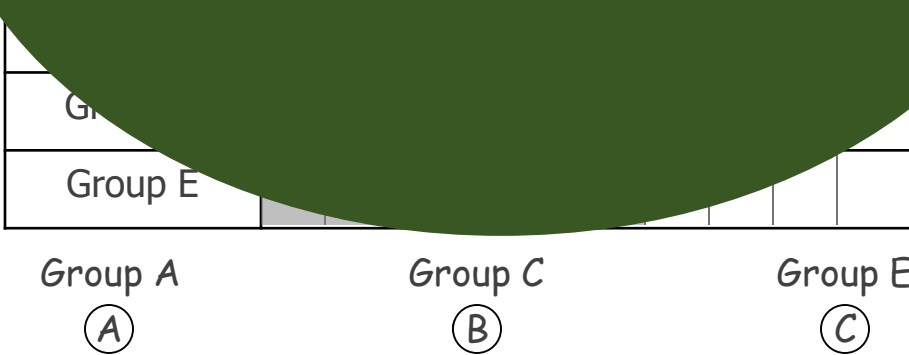


(C)

29



30



31






32



(A)



(B)



(C)

33



34


Preview
Copy

35



(A)

(B)



(C)

36



(A)



(B)



(C)





37



A



B



C

38



39

**Preview
Copy**

40



A

B



C

