

# CLUB TOP DIRECT DRAW KEG REFRIGERATORS

Combination of Draft Beer Dispenser & Chilled Glass Storage



**EVEREST**  
REFRIGERATION  
www.EVERESTref.com

## EBD – Series

• EBD2-CT • EBD3-CT • EBD4-CT



EBD2-CT



EBD3-CT



EBD4-CT

### Cabinet Construction

Heavy duty stainless steel countertop and lid, textured and laminated black vinyl exterior. Galvanized steel interior wall, and high quality stainless steel floor. 1 3/4" thick high density foamed-in-place polyurethane insulation. Compact, easy access club top compartment. Built-in caster thread receptacles for all units.

### Refrigeration System

- Side mounted condensing unit
- Oversized condenser and evaporator coils quickly achieve and maintain desired temperature
- Forced-air cooling with oversized evaporator fan motors providing balanced airflow throughout cabinet to ensure faster temperature drop
- Removable side panel and slide-out condensing unit for convenient repair and maintenance
- Environmentally friendly CFC free R-134A refrigerant
- Air defrost controlled by electrical timer
- Copper tube and aluminum fin evaporator with anti-corrosive coating
- Energy efficient condensate drain pan assembly heated by high side copper tube
- Pre-wired and ready to plug, 115V/60Hz/1Ph, NEMA 5-15P

### Doors & Locks

- Textured and laminated black exterior and galvanized steel interior
- 1 3/4" thick high density foamed-in-place polyurethane insulation
- One piece snap-in magnetic door gaskets for easy replacement
- Heavy duty recessed door handles for a flat surface
- Door locks

### Lids

- Heavy duty stainless steel, easy glide, removable lid
- 3/4" thick, foamed-in-place polyurethane insulation

### Draft Arms

- NSF approved 3" diameter insulated stainless steel draft arm with air distributor
- (2) single faucet draft arms for EBD2-CT, (1) single faucet & (1) dual faucet draft arms for EBD3-CT and (2) dual faucet draft arms for EBD4-CT

### Lighting

- Shielded incandescent interior lighting with on/off switch

### Shelving (Chilled Glass Storage)

- One adjustable epoxy coated wire shelf with stainless steel pilasters and shelf clips

### Temperature Control

- Factory preset temperature, 35°F
- Temperature setting range from 32°F to 42°F
- Easy to set analog thermostat

### Options

- 2 1/2" and 4" diameter casters (3 1/2" and 5" overall height)
- Dual faucet towers

• Project / Customer \_\_\_\_\_

• Item No. \_\_\_\_\_

• Model No. \_\_\_\_\_



### Warranty

**5 Year — Compressor Warranty**  
**3 Year — Parts & Labor Warranty**  
Applicable to units purchased after July 1, 2014.

### Contact

201 W. Artesia Blvd, Compton, CA 90220  
T. (310) 323-6586, (800) 444-6285  
F. (310) 323-7524

# CLUB TOP DIRECT DRAW KEG REFRIGERATORS

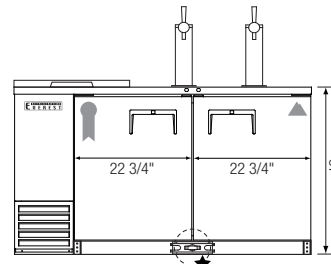
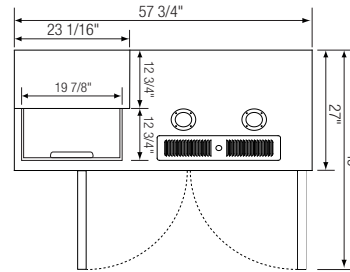
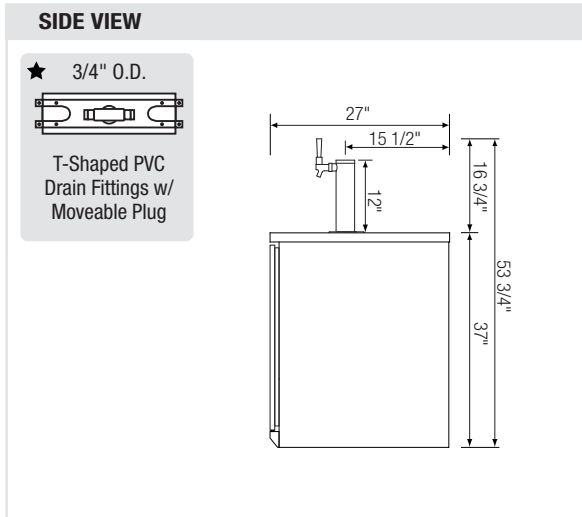
Combination of Draft Beer Dispenser & Chilled Glass Storage



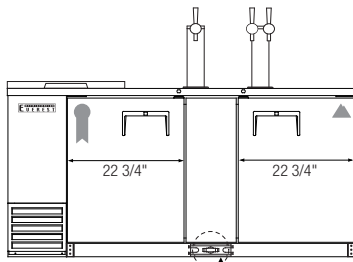
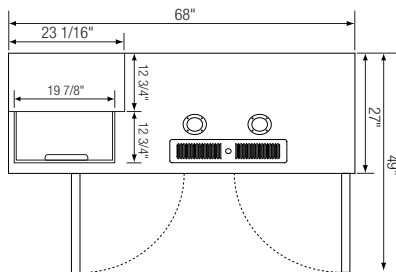
## EBD – Series

• EBD2-CT • EBD3-CT • EBD4-CT

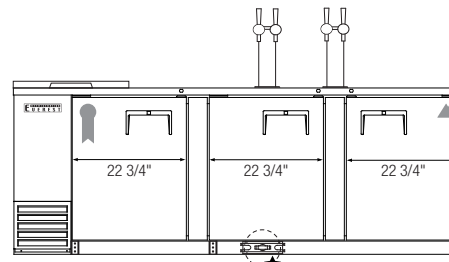
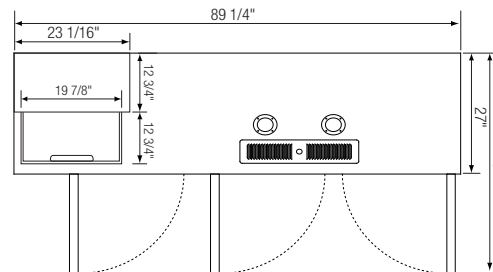
### Dimensions



▲ EBD2-CT



▲ EBD3-CT



▲ EBD4-CT

Model	Ref/ Fzr/ Dual	# of Doors	Capacity & Size of Barrels	Capacity (Cu.Ft.)	HP	Refrigerant	# of Shelves	Power (V-Hz-Ph)	Amps	Crated Weight (LBS)	Exterior Dimensions (Inches)			* Height does not include tower  Ref = Refrigerator Fzr = Freezer Dual = Ref & Fzr Combo
											L	D	H*	
EBD2-CT	Ref	2	(2) 1/2	20.09	1/4	R-134A	1	115-60-1	4.20	278	57 3/4	27	37	
EBD3-CT	Ref	2	(3) 1/2	24.01	1/4	R-134A	1	115-60-1	4.20	309	68	27	37	
EBD4-CT	Ref	3	(4) 1/2	32.37	1/3	R-134A	1	115-60-1	4.20	390	89 1/4	27	37	

Disclaimer: Product dimensions are for general purposes and not absolute value. Slight variations may exist. If dimensions are critical, please contact Everest.