



ICE1506HT ON A B55



ICE1506R ON A DISPENSER

Features

- Space-saving 30" (762 mm) wide design to fit a broad array of bins.
- Produces up to 1432 lbs (650 kg) of ice per day.
- *Harvest Assist* provides consistent ice production for the life of the ice maker while reducing energy consumption and increasing capacity.
- *Pure Ice®* exclusively by Ice-O-Matic. Built-in antimicrobial protection for the life of the ice maker inhibits bacteria growth on ice maker surfaces. Ice-O-Matic's optional water filtration system provides protection against unpleasant tastes, odors and scale formation.
- Durable, electroless nickel plating on all evaporator plates ensures reliability.
- *Longest warranty in the industry.* Purchase an Ice-O-Matic water filter with your cube ice maker, replace the filter every six months, and the evaporator warranty is extended to 7 years parts and labor (available in the U.S. and Canada only).
- Constructed from corrosion-resistant stainless steel.
- Comes equipped with a Bin Thermostat kit and ice deflectors for both bin and dispenser applications.
- ENERGY STAR® qualified.

Ice Maker Warranty

Every Ice-O-Matic ice maker is backed by a warranty that provides both parts and labor coverage.

- Three years **Parts and Labor.**
- Five years **Parts** coverage on the evaporator and compressor.
- Seven years **Parts and Labor** on the evaporator when you purchase an Ice-O-Matic water filter with your cube ice maker and replace the filter every six months (available in the U.S. and Canada only).

WATER FILTERS

Ice Machine Model	Manifold		Inline
	System	Replacement	System
ICE1506	IFQ2	IOMQ (2)	N/A

Ice Form



CUBE

FULL CUBE DIMENSIONS	
W x D x H (in.)	7 ⁵ / ₈ x 7 ⁵ / ₈ x 7 ⁵ / ₈
W x D x H (mm)	22 x 22 x 22
HALF CUBE DIMENSIONS*	
W x D x H (in.)	3 ⁵ / ₈ x 7 ⁵ / ₈ x 7 ⁵ / ₈
W x D x H (mm)	10 x 22 x 22

*Top Air model available in Half Cube only.

Bin Chart Kits for Combining Wider Bins with Smaller Models

		ICE STORAGE BINS										
		Model No.	B25	B40	B42	B55	B100	B700	B1000	B1300	B1325	B1600
		Capacity	242 lbs (110 kg)	344 lbs (156 kg)	351 lbs (160 kg)	510 lbs (232 kg)	854 lbs (388 kg)	680 lbs (308 kg)	1000 lbs (454 kg)	1320 lbs (599 kg)	1325 lbs (601 kg)	1660 lbs (753 kg)
		Width	30 in (762 mm)	30 in (762 mm)	22 in (559 mm)	30 in (762 mm)	48 in (1219 mm)	30 in (762mm)	48 in (1219 mm)	48 in (1219 mm)	60 in (1524 mm)	60 in (1524 mm)
Kits	ICE1506R	Kit Not Required	Kit Not Required	N/A	Kit Not Required	KBT5	Kit Not Required					
	ICE1506HT	Kit Not Required	Kit Not Required	N/A	Kit Not Required	KBT5	Kit Not Required					

See Ice-O-Matic Price List for Adapter Kits to combine ice makers with most available ice/beverage dispensers.



ICE1506 SLIMLINE CUBE MAKER

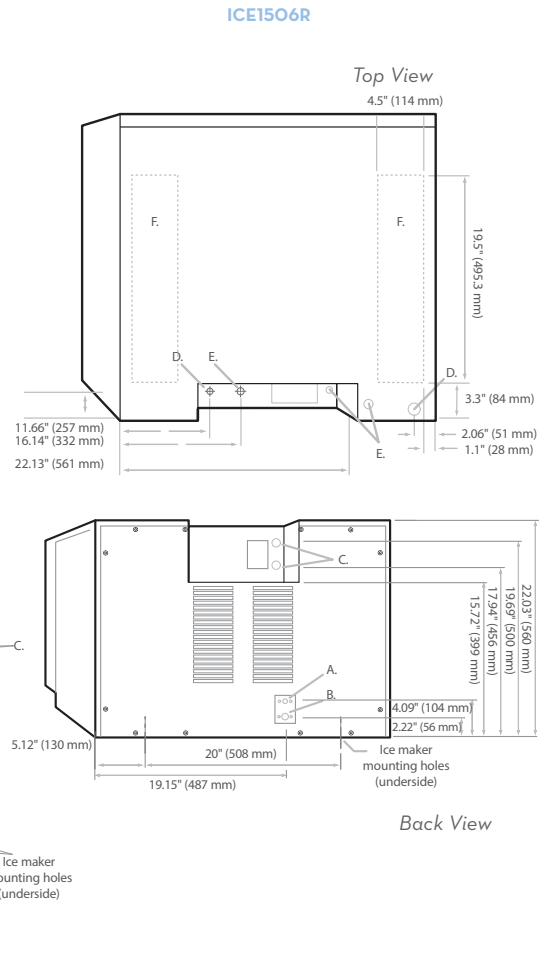
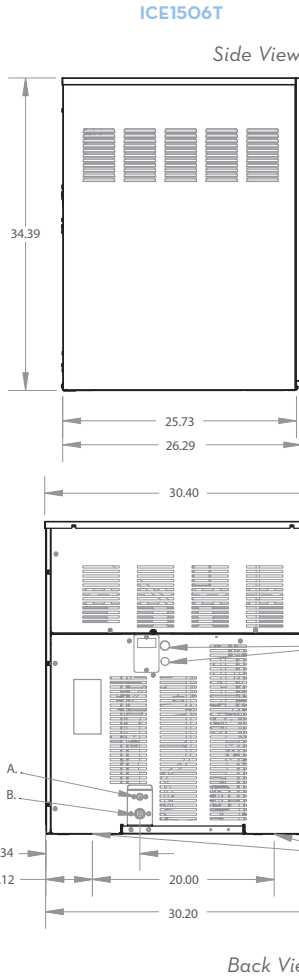
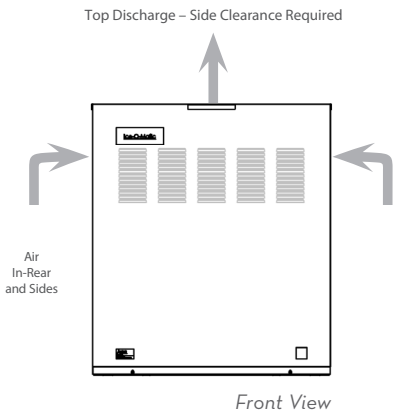
Remote Cooled

- A. Ice maker potable water in, 3/8" FPT.
- B. Ice maker water out, 3/4" FPT.
- C. Hole for electrical connections, 7/8".
- D. Liquid line, 3/8" male quick connect coupling for precharged line set.
- E. Discharge line, 1/2" male quick connect coupling for precharged line set.
- F. Ice cube drop zone in bottom of unit.

Air Cooled

Please note: air-cooled units require 6" (152 mm) clearance for air intake and exhaust.

- A. Ice maker potable water in, 3/8" FPT.
- B. Ice maker water out, 3/4" FPT.
- C. Hole for electrical connections, 7/8".



Operating Requirements

	MINIMUM	MAXIMUM
	60 Hz	
Ambient Temp. Range Air	50°F (10°C)	100°F (38°C)
Water Temp.	40°F (4.4°C)	
Water Pressure	20 PSIG (1.4 BAR)	60 PSIG (4.1 BAR)

Dimensions

ICE1506R	
W x D x H (in.)	30.4 x 26.3 x 22.03
W x D x H (mm)	772 x 668 x 560
ICE1506HT	
W x D x H (in.)	30.4 x 26.3 x 34.39
W x D x H (mm)	772 x 737 x 874

Specifications

Model Number	Cond. Unit	Ice Production per 24hrs		Water Usage gallons per 100 lbs of Ice 90°F air/70°F water		kWH Used per 100 lbs of ice @ 90°F air/70°F water	Voltage Characteristics	Min. Circuit Ampacity	Fuse Size	Approx. BTUs per hour
		70°F air/50°F water lbs (kg)	90°F air/70°F water lbs (kg)	Potable	Condenser					
ICE1506HR★	Remote*	1432 (650)	1216 (553)	20	-	4.67	208-230/60/1	24.5	30	22,491
ICE1506HT★	Air	1430 (649)	1100 (499)	20	-	4.68	208-230/60/1	23.0	30	20,000

NOTES:
 Number of Wires: 3 (including ground)
 Approx. Shipping Weight lbs (kg): ICE1506HR 300 (136) · ICE1506HT 310 (141)
 Refrigerant Type: R404A

*Requires Remote VRC 2661 Condenser.

★ENERGY STAR qualified machine. Please see our website www.iceomatic.com for the latest list of ENERGY STAR qualified machines and available rebates

Daily ice production based on half cube configuration. Ice-O-Matic reserves the right to change the specifications at any time without obligation. Certifications may vary depending on country of origin.