

24" DEEP BACK BAR & DIRECT DRAW KEG REFRIGERATOR

EBD – Series Model : EBDS2-BBG-24



EVEREST
REFRIGERATION
www.EVERESTref.com



Operating temperature range is 32°F ~ 42°F



Options

- 2 1/2" and 4" diameter casters (3 1/2" and 5" overall height)
- Dual faucet tower

Model	# of Doors	# of Shelves	# of 1/2 Barrels	Capacity (Cu. Ft.)	HP	Refrigerant	Capacity 20oz. Cans / Bottles	Power (V-Hz-Ph)	Amps	Crated Weight	Exterior Dimensions		
											L	D	H *
EBDS2-BBG-24	1(SD) 1(GD)	2	(1) 1/2	13.95	1/4+	R-134A	175 / 126	115-60-1	4.50	263lbs (119.3kg)	49" (1246 mm)	24 1/2" (623 mm)	37 1/8" (795 mm)

SD : Solid Door | GD : Glass Door | * : Height does not include towers

Specifications subject to change without notice.

Product dimensions are for general purposes and not absolute value. Product capacity (P) is calculated based on standard industry figures. Slight variations may exist. If dimensions and capacity are critical, please contact Everest Refrigeration.

Cabinet Construction

Heavy duty stainless steel countertop, with textured and laminated black vinyl exterior. Galvanized steel interior wall and high quality stainless steel floor. 1 3/4" thick high density foamed-in-place polyurethane insulation. Built-in caster thread receptacles.

Refrigeration System

- Side mounted condensing unit
- Oversized condenser and evaporator coils quickly achieve and maintain desired temperature
- Forced-air cooling with oversized evaporator fan motors providing balanced airflow throughout cabinet to ensure faster temperature drop
- Removable side panel and slide-out condensing unit for convenient repair and maintenance
- Environmentally friendly CFC free R-134A refrigerant
- Air defrost controlled by electrical timer
- Copper tube and aluminum fin evaporator with anti-corrosive coating
- Energy efficient condensate drain pan assembly heated by high side copper tube
- Pre-wired and ready to plug, 115V/60Hz/1Ph, NEMA 5-15P

Doors

- Textured and laminated black exterior with galvanized steel interior for solid doors, and black PVC frames with low emissivity double pane glass system for glass doors
- 1 3/4" thick high density foamed-in-place polyurethane insulation
- One piece snap-in magnetic door gaskets for easy replacement
- Heavy duty recessed and die cast door handles
- Door locks

Draft Arm

- NSF approved 3" diameter insulated stainless steel draft arm with air distributor
- One single faucet draft arm

Lighting

- Shielded vertical LED interior lighting with on/off switch for energy saving, less heat generation and enhanced illumination

Shelving

- Two epoxy coated wire shelves
- Stainless steel pilasters and shelf clips

Temperature Control

- Factory preset temperature, 35°F
- Temperature setting range from 32°F to 42°F
- Easy to set analog thermostat

24" DEEP BACK BAR & DIRECT DRAW KEG REFRIGERATOR

EBD – Series Model : EBDS2-BBG-24



Dimensions (mm)

DIMENSIONAL DATA		
Net capacity cu. ft.		13.95 (395 cu l)
Exterior (mm)	Length Overall in.	49" (1246)
	Depth Overall in.	24 1/2" (623)
	Height Overall in.*	37 1/8" (795)
Interior (mm)	Length Overall in.	34 1/4" (869)
	Depth Overall in.	19 1/8" (486)
	Height Overall in.	31 1/4" (795)
Crated Weight		263lbs (119.3kg)
# of Doors		1 (Solid Door) 1 (Glass Door)
# of Shelves		2
# of 1/2 Barrels		(1) 1/2
Capacity 20oz. Cans / Bottles		175 / 126
Shelf Size Length x Depth in. (mm)		16 1/2" x 18 1/2" (420 x 470)
ELECTRICAL DATA		
Voltage (V-Hz-Ph)		115-60-1
Full load amperes		4.50
Feed wires with Ground		3
Cord Length ft.		9
REFRIGERATION DATA		
Refrigerant		R-134A
Compressor H.P.		1/4+ HP
BTU/HR ^a (Kcal/h)		2075 (523)

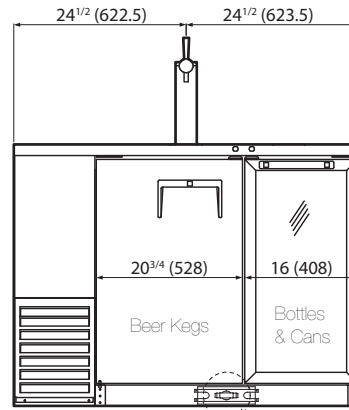


Equipped with one NEMA 5-15P plug.

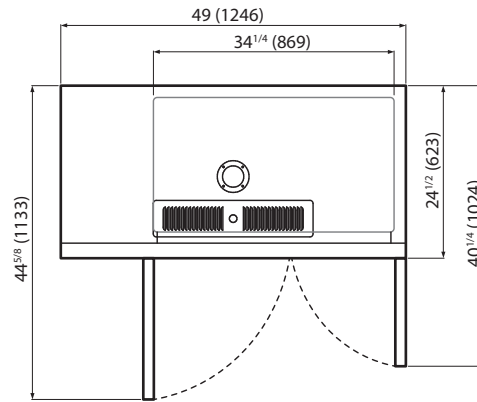
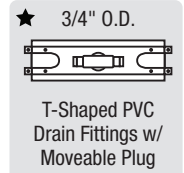
Specifications subject to change without notice.

* : Height does not include towers.

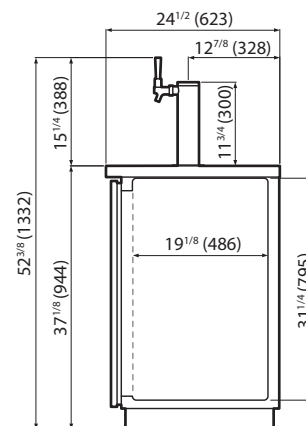
a : Based on evaporating temperature of 23°F(-5°C) & Condensing temperature of 131°F(55°C).



Front View



Top View



Side View