



Tantuvi rug size guide

Tantuvi works with 7th generation Dhurrie weavers of North India for their flat weave rugs, reinterpreting traditional patterns and weaves of the region. By working collaboratively with hand-loom co-operatives, they help sustain the artisans and craft to preserve their intimate traditions of hand spun, dyed, and woven cottons and silks of the Eastern Ghats and Rajasthan. Our range of Tantuvi rugs are 100% Hemp, Hand Dyed and Hand Woven by Artisans in Rajasthan, India.

Tantuvi rugs are available in three sizes – Small (182 × 274cm), Medium (243 × 304cm), Large (274 × 365cm)

We have laid out some helpful diagrams for the main areas of the home where you would place a rug, showing tantuvi rug sizing placed with common furniture pieces for reference





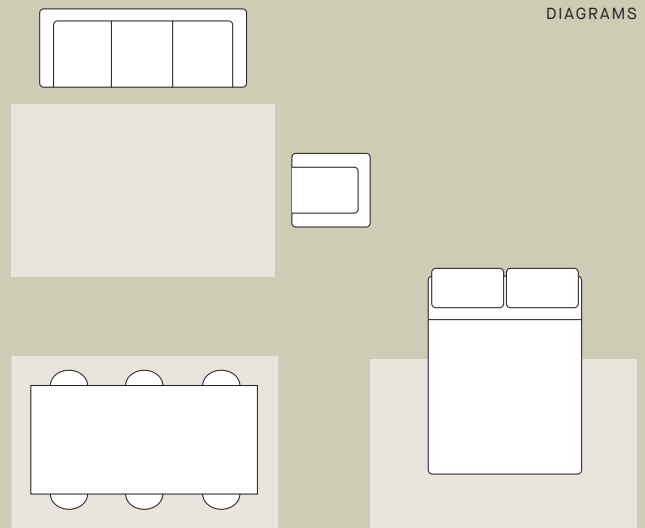
Small

(182 × 274cm)

This size is slightly smaller than the standard 2 × 3m rug size which works best for small-medium size spaces such as under a double-king size bed, under a small 4 seater round or rectangle dining table, or within a small living space

**Tip. When placing a rug under a queen bed, place at the lower two-thirds of the bed.*

SIZE INDICATIVE
DIAGRAMS





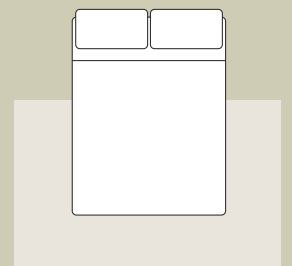
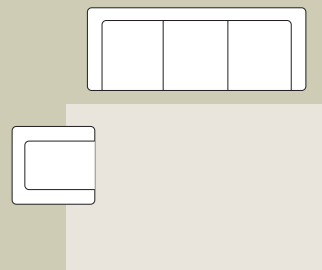
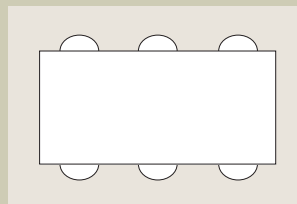
Medium

(243 × 304cm)

The medium size rug works well in most average size spaces. In a living space, you should be able to place your sofa and an armchair slightly on the rug. In a bedroom, most of the rug should be under the bed, and in a dining space, this size will accommodate a larger dining table 4-6 seater.

**Tip. When considering a rug for beneath your dining room table, it is important to consider the size of the space and rug in comparison to the dining room furniture to ensure that the rug extends past the chairs when they are moved in and out from the table.*

SIZE INDICATIVE
DIAGRAMS

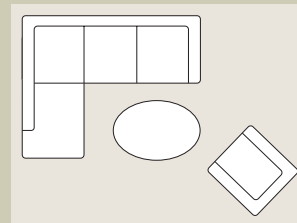




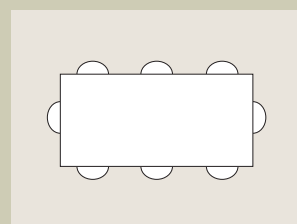
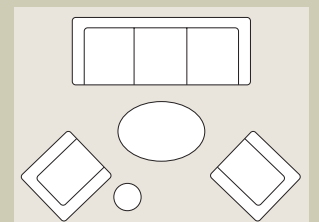
Large

(274 × 365cm)

The large is quite oversized, ideal for large open spaces. This size may be slightly too large for a bedroom space, although in a living and dining room this will be quite a feature accommodating all furniture to sit on the rug



SIZE INDICATIVE
DIAGRAMS



Care: Hemp rugs can be vacuumed without a beater bar to prevent the fibre from being pulled. Spot clean with cold water and if there are any solid food spills we recommend letting it dry and then removing with a dull knife. If a liquid is spilled, blot the area before cleaning and drying.

Need a helping hand? Make a free Interiors Consult appointment with our trained Interior Designers.

