



ORGANIC CHILI PEPPER GROW KIT INSTRUCTIONS

WHAT'S INCLUDED:



mason jar planter
& potting mix



organic chili
pepper seeds




organic fertilizer
spikes

WHAT YOU'LL NEED:



tap water



sunny window or grow light
light available at backtotheroots.com



This garden is 100% Guaranteed to Grow!

Not growing? Not a problem. We're here for you!

Find FAQs or contact us at backtotheroots.com/FAQ

PLANTING

Remove planter lid and add $\frac{1}{2}$ cup of water to the soil. Sprinkle 6-8 seeds and push each $\frac{1}{4}$ " into soil. Place planter in sunny window (8+ hours of direct sunlight) or under a grow light.



GERMINATION


Seeds will germinate in 7-10 days. To ensure germination, the top 2" of soil must be kept consistently moist during this period. Add water each time the soil begins to dry.



TIP: Place your lid on top of your planter to increase humidity and aid in germination.

WATERING

Water your chili pepper plant regularly, watching through your mason jar for soil to become mostly dry between waterings. Your peppers will need less water in early stages of growth, and more as it matures.



TIP: These chili peppers like it warm! They're happiest in a warm room with lots of direct sunshine or under a grow light.


THINNING

After germination, use your thumb and forefinger to remove all but the 3 strongest seedlings. After those seedlings reach ~3" tall, remove all but the strongest.



FLOWERING & FRUITING

When flowers appear (~6-7 weeks), push one fertilizer spike into the soil, away from stems and roots. When flowers open, tap the base of the plant for 30 seconds to help with pollination. When small peppers appear, add the second fertilizer spike.



HARVEST & KEEP GROWING

Your chili peppers will grow to be narrow and about 1-1 1/2" long, changing color from green to red on the stem. Peppers are ready to harvest as their color changes - cut them from the plant promptly to encourage additional fruit growth!



LET'S EAT!

SPICY CHILI PEPPER SALSA

Find this recipe and more at backtotheroots.com



WHAT WILL YOU GROW NEXT?

Now that you've grown your own organic chili peppers, visit backtotheroots.com and use promo code **READYSETGROW20** to save 20% on any of our other windowsill gardens!



Mushroom Grow Kit · Tomato Grow Kit
Kitchen Herb Garden · Water Garden