


• *Your Valedictory Speech* •



www.RYANCARRIESHARPE.com



• *Crafting a Valedictory Speech* •


1. DECIDE ON A THEME.

2. KNOW YOUR AUDIENCE.

3. CREATE AN OUTLINE.

4. KEEP IT SHORT.

5. PUT YOUR MOST IMPORTANT
MESSAGE AT THE END.



• *A Speech Outline* •

STRONG OPENING STATEMENT.


BULLETPoint #1

(EACH BULLETPoint SHOULD BE EXPANDED ON, INCLUDING STORIES AND QUOTES WHERE APPLICABLE)

BULLETPoint #2

BULLETPoint #3

STRONG CONCLUSION AND ENDING STATEMENT.



• *Stage Presence Tips* •


PRACTICE UNTIL YOU'RE CONFIDENT.

USE GOOD EYE CONTACT.

SPEAK SLOWLY AND CLEARLY.

**KNOW YOUR NERVOUS HABITS, AND
CONTROL THEM.**

HAVE FUN!



• *Practice Your Speech* •


SAY IT OUT LOUD UNTIL YOU ALMOST
HAVE IT MEMORIZED.

ONLY USE AN OUTLINE AS NOTES
(NOT A SCRIPT).

RECORD A VIDEO OF YOURSELF
GIVING THE SPEECH.

WATCH THE VIDEO AND MAKE
CHANGES AS NECESSARY.

GET FEEDBACK ON THE VIDEO FROM
PARENTS OR TRUSTED FRIEND.



• *Contact Carrie* •

QUESTIONS? EMAIL ME AT
INFO@RYANCARRIESHARPE.COM

ALSO, UPLOAD YOUR PRACTICE
VIDEO TO YOUTUBE (USE THE
'UNLISTED' SETTING) AND EMAIL ME
THE LINK FOR FEEDBACK.

