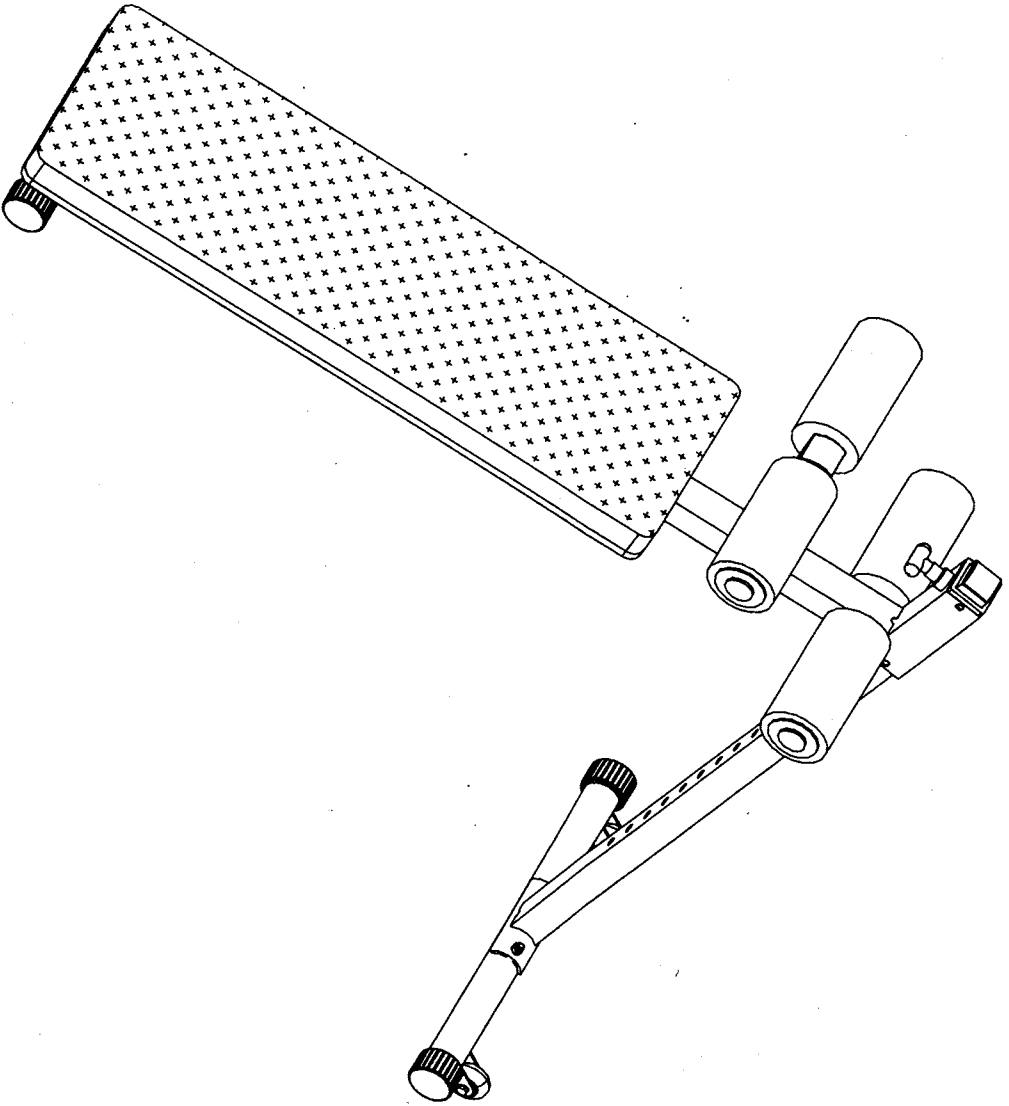


GAB-60



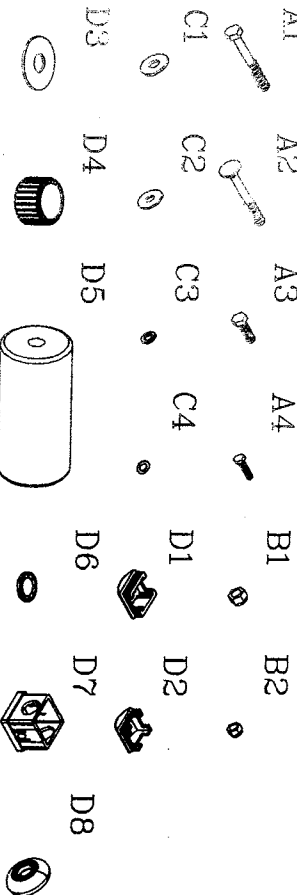
VERSION 0507

GAB-60

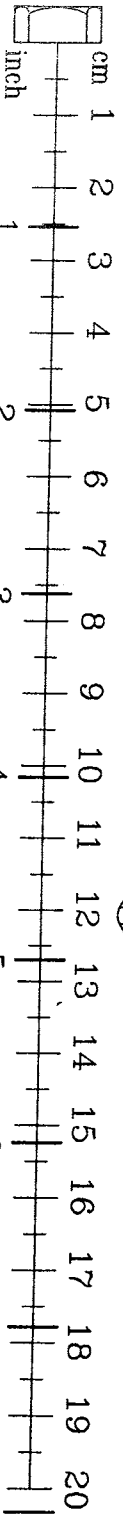
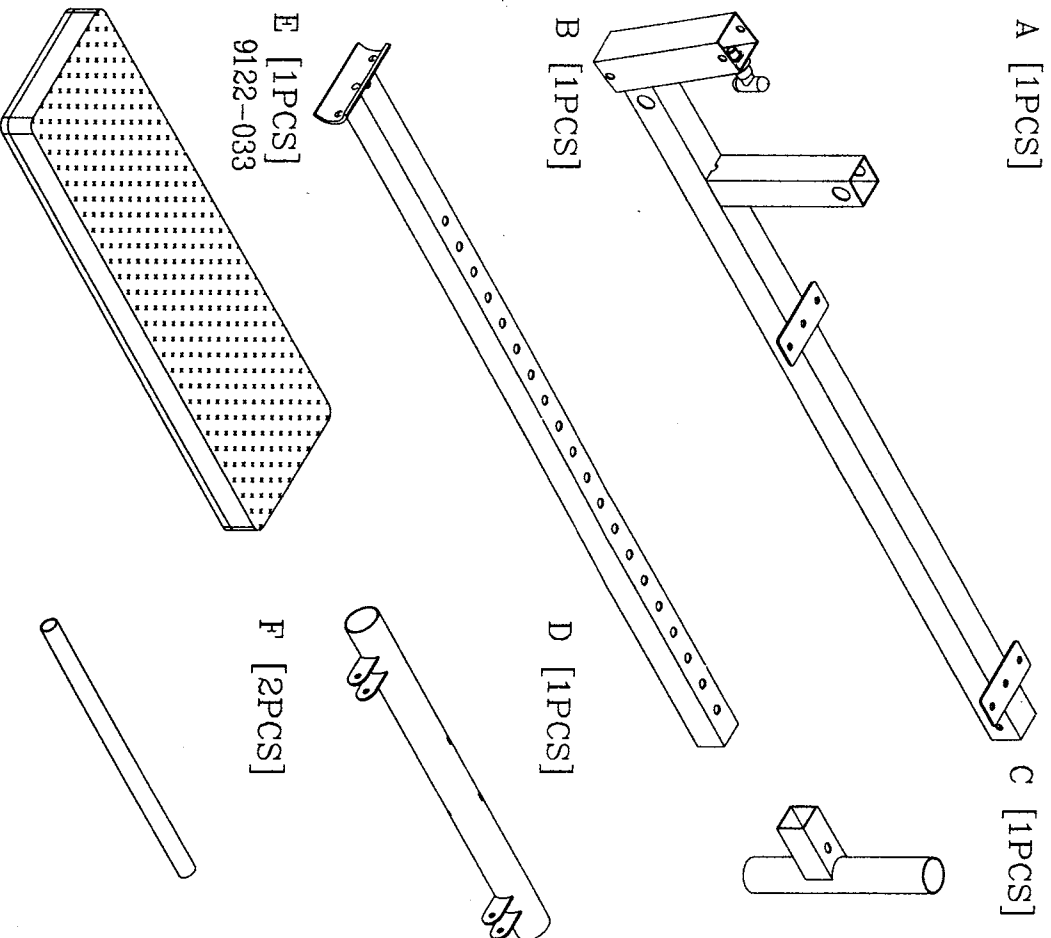
HARDWARE ILLUSTRATION SHEET

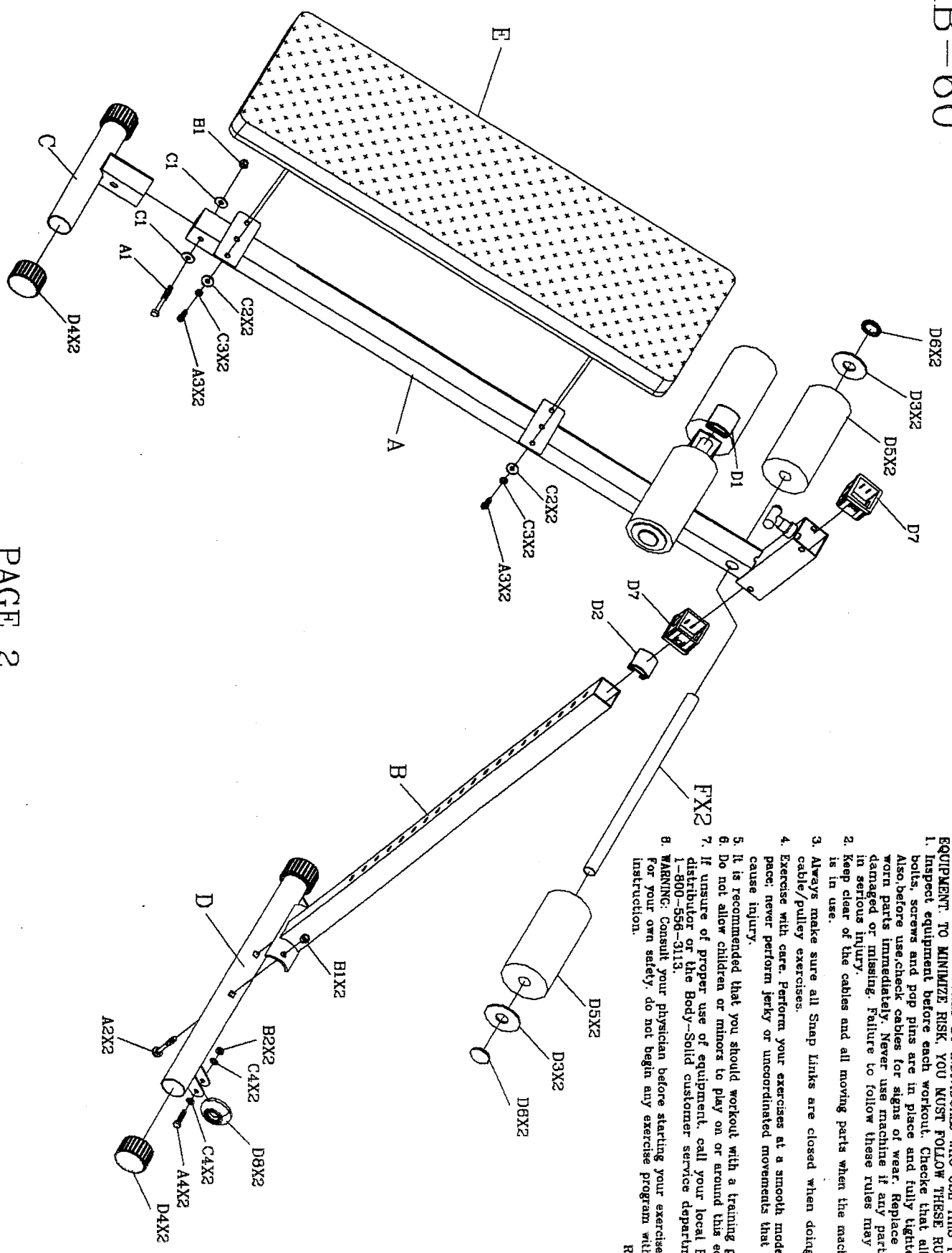
A1.	M10X65 HEX HEAD BOLT	[1PCS]
A2.	M10X65 CARRIAGE BOLT	[2PCS]
A3.	5/16"x1" HEX HEAD BOLT	[4PCS]
A4.	M8X45 HEX HEAD BOLT	[2PCS]
B1.	M10 NYLON LOCK NUT	[3PCS]
B2.	M8 NYLON LOCK NUT	[2PCS]
C1.	M10 (I.D.) WASHER	[2PCS]
C2.	5/16" (I.D.) WASHER	[4PCS]
C3.	5/16" SPRING WASHER	[4PCS]
C4.	M8 (I.D.) WASHER	[4PCS]
D1.	2"x2" END CAP (9211-087)	[1PCS]
D2.	1 3/4"x1 3/4" END CAP (9211-091)	[1PCS]
D3.	ø75X31X26L NYLON WASHER (9214-008)	[4PCS]
D4.	ø50 ROUND END CAP (9212-008)	[4PCS]
D5.	FOAM ROLLER (9161-009)	[4PCS]
D6.	ø1" ROUND END CAP (8341-033)	[4PCS]
D7.	60X45 NYLON BUSHING (9211-032)	[2PCS]
D8.	ø64 PULLEY (9213-023)	[2PCS]

Qty.



PARTS ILLUSTRATION SHEET





THERE IS A RISK ASSUMED BY INDIVIDUALS WHO USE THIS TYPE OF EQUIPMENT. TO MINIMIZE RISK, YOU MUST FOLLOW THESE RULES:

1. Inspect equipment before each workout. Check that all nuts, bolts, screws and pop pins are in place and fully tightened. Also, before use, check cables for signs of wear. Replace all worn parts immediately. Never use machine if any parts are damaged or missing. Failure to follow these rules may result in serious injury.
2. Keep clear of the cables and all moving parts when the machine is in use.
3. Always make sure all Snap Links are closed when doing any cable/pulley exercises.
4. Exercise with care. Perform your exercises at a smooth moderate pace; never perform jerky or uncoordinated movements that may cause injury.
5. It is recommended that you should workout with a training partner.
6. Do not allow children or minors to play on or around this equipment.
7. If unsure of proper use of equipment, call your local Body-Solid distributor or the Body-Solid customer service department at 1-800-556-3113.
8. **WARNING:** Consult your physician before starting your exercise program. For your own safety, do not begin any exercise program without proper instruction.

RA12-11-88