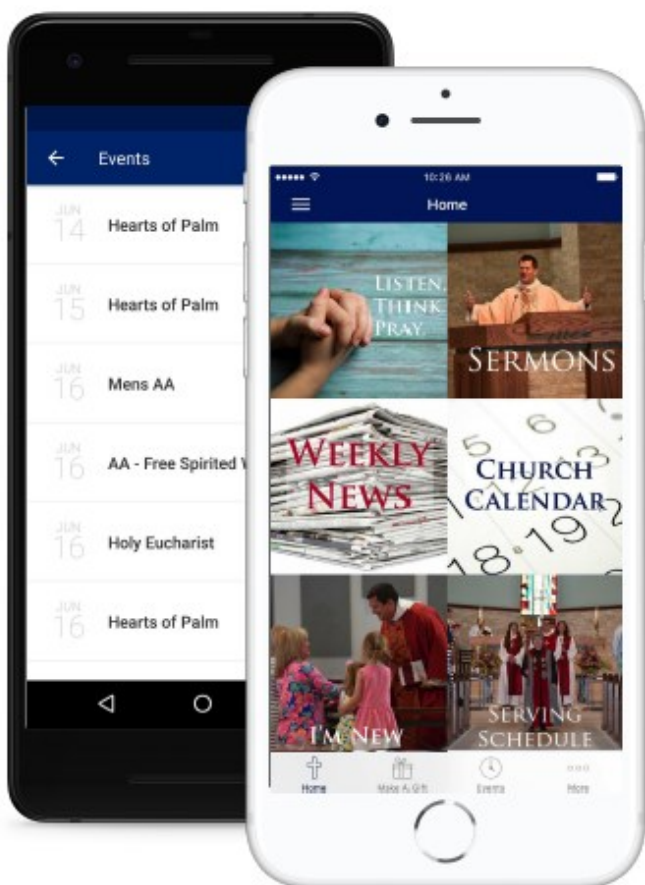


DOWNLOAD OUR NEW MOBILE APP TO STAY CONNECTED!



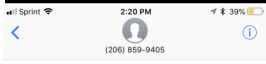
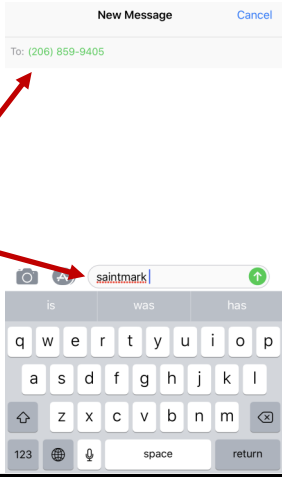
To download the app, visit
<http://get.theapp.co/wvdv/>

Or text **SAINTMARK**
to **(206) 859-9405**

Detailed instructions inside.

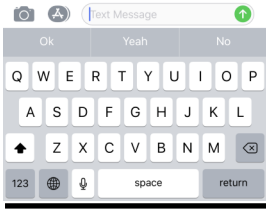


STEP 1:
Send a text message to
(206) 859-9405,
type SAINTMARK
(no space)
in the message
field and press
send

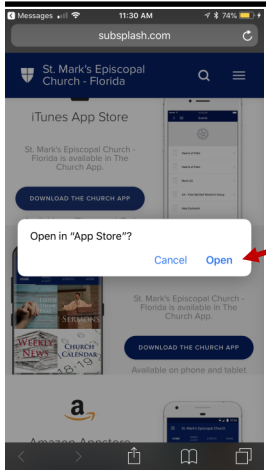
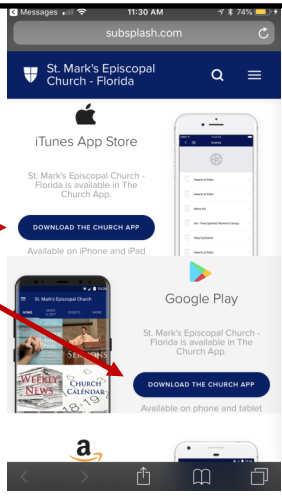


Follow the link below to install the
St. Mark's Episcopal Church App:
get.theapp.co/wvdy

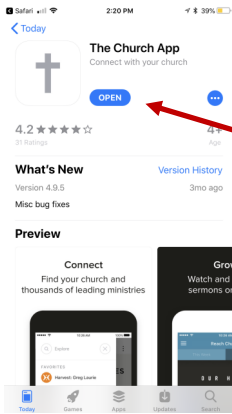
STEP 2:
Click the link
that is sent to
you



STEP 3:
Download the
app from the
iTunes App Store
or Google Play
depending on
what kind of
phone you have

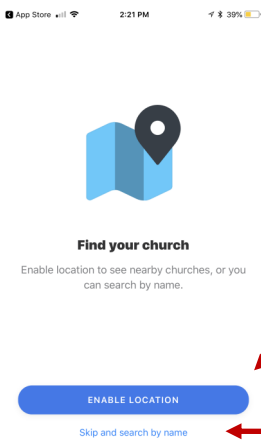



STEP 4:
Open in App Store



STEP 5:
Click Open

STEP 6:
Click, 'Let's Go'

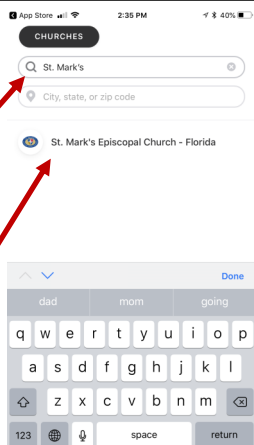


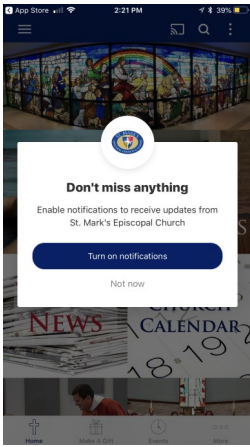
STEP 7:
If you are at
St. Mark's, press
'enable location'
and the
St. Mark's App
will automatically
open

If you are at
home, press
'search by name'

STEP 8:
If you are
searching by
name, type
St. Mark's in the
search field.

Then click on
St. Mark's
Episcopal Church
when it pops up

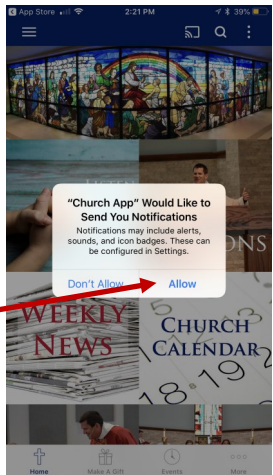




STEP 10:
Turn on
notifications



STEP 11:
Allow the Church
App to send you
notifications



Congratulations, you have
now downloaded and
installed the
St. Mark's Church App!

LET'S STAY CONNECTED!