

The Sarah and David Picture Book

With Friends Ben and Rachel

A Language Based Pre-Reading Primer

**SARAH
AND
DAVID**

By Diana Yacobi and Lily Yacobi

Pictures by Sari Bourne



name

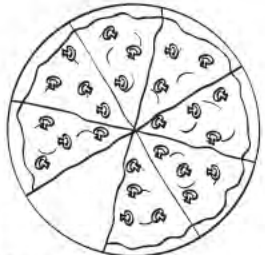


שם

grade




כיתה

Teacher


מורה/מורה



אני אוהב/אוהבת עברית.
:pe



Sarah
AND David



The
sarah and david
PICTURE BOOK
with friends Ben and Rachel
A LANGUAGE BASED PRE-READING PRIMER

By
Diana Yacobi and Lily Yacobi

Pictures by
Sari Bourne

No part of this publication may be reproduced in whole or in part, or stored in any retrieval system, or transmitted in any form or by any means, electronic, mechanical, photocopying, recording or otherwise, without permission of the publisher.

For information regarding permission, write to:
Sarah and David LLC, PO Box 5894, Englewood, NJ 07631.

Pictures by Sari Bourne
Interior Design by Sari Bourne and Abigail Arafeli

Copyright © 2005 by Diana Yacobi and Lily Yacobi
All rights reserved.

Published by Sarah and David LLC, Englewood, NJ.
www.sarahdavid.com - info@sarahdavid.com

Printed in the U.S.A.
ISBN 0-9761648-7-6

Note to Teachers about *The Sarah and David Picture Book*

Purpose of the Picture Book

The Sarah and David Picture Book is a tool for introducing basic conversational Hebrew. It can be used as a pre-reading language primer or as a language supplement for the *Sarah, David and YOU Read Hebrew* reading curriculum. As a pre-reading language primer, it is intended to create readiness for Hebrew reading by introducing basic words and topics in Hebrew. The goal is to provide a first experience with conversational Hebrew.

The Picture Book is interactive by design. It invites the student to color, draw and write as part of the learning activity.

Teachers can use the Picture Book as a source of vocabulary or as a springboard for conversational Hebrew.

Features of the Picture Book Language Primer

1. Hebrew words and their meaning are expressed through pictures.
2. The vocabulary is organized around familiar topics such as holidays, Shabbat, weather, sports, colors and numbers.
3. Topics are introduced with a phrase or question. The student is invited to respond with a drawing or activity.
4. Many of the picture words appear in the *Sarah, David and YOU Read Hebrew* reading curriculum.
5. The Words section at the end of the Picture Book groups the picture vocabulary by letter. This section gives direct support to the *Sarah, David and YOU Read Hebrew* reading curriculum by providing additional vocabulary for each letter. The reading curriculum teaches reading one letter at a time.
6. The verb ohev / ohevet is used frequently and introduces the student to the masculine and feminine forms in Hebrew.
7. The topic of Israel is emphasized toward the end of the Picture Book.

Teaching Techniques

1. Introduce the topic using the phrase or question at the top of the page.
2. Ask students what words on the page they may already know.
3. **Always read the heading and vocabulary out loud to:**
 - a) **teach the Hebrew phrase and vocabulary.**
 - b) **ensure correct pronunciation of the Hebrew.**
4. Encourage the students to repeat words or phrases or to pair up and speak to each other.
5. Where possible, bring in the objects, display the vocabulary as flash cards, and create games with the picture words.

A transliterated list of the Hebrew in the Picture Book is available online at www.sarahdavid.com.

מָה לִּלְמוֹד?

What are we learning?

6	My name is...	הַשֵּׁם שְׁלִי
7	My Family	הַמְשפָּחָה שְׁלִי
8-9	Happy New Year!	שָׁנָה טוֹבָה
10 - 11	Our Holidays	הַחַגִּים שְׁלָנוּ
12-13	Shabbat Shalom	שַׁבַּת שְׁלוֹם
14-15	The Weather	מִזְגַּ הָאָוִיר
16-17	What do we eat?	מָה אֹכְלִים?
18-19	What do we drink?	מָה שׁוֹתִים?
20	What is Sarah doing today?	מָה שָׂרָה עוֹשֶׂה הַיּוֹם?
21	What is David doing today?	מָה דָוִד עוֹשֶׂה הַיּוֹם?
22-23	What is in the classroom?	מָה יֵשׁ בַּבֵּיתָה?
24-25	What is there at home?	מָה יֵשׁ בַּבַּיִת?
26	Animals	חַיּוֹת
27	Sports	סְפוֹרְט
28	Numbers	מְספָּרִים
29	Happy Birthday!	יּוֹם הַוּלְדָת שְׂמֵחַ
30	My Body	הַגּוּף שְׁלִי
31	The Colors of the Rainbow	הַצְּבָעִים בַּקֶּשֶׁת
32-35	Welcome to Israel	בְּרוּכִים הַבָּאִים לְיִשְׂרָאֵל
36-38	Words	מִלִּים

הַשֵּׁם שְׁלִי

My name is...



הַשֵּׁם שְׁלִי דָּוִד.



הַשֵּׁם שְׁלִי בְּנִימִין.



הַשֵּׁם שְׁלִי שָׂרָה.



הַשֵּׁם שְׁלִי רָחֵל.

הַשֵּׁם שְׁלִי

המשפחה שלי

My Family



סבתא



סבא



אחות



אח

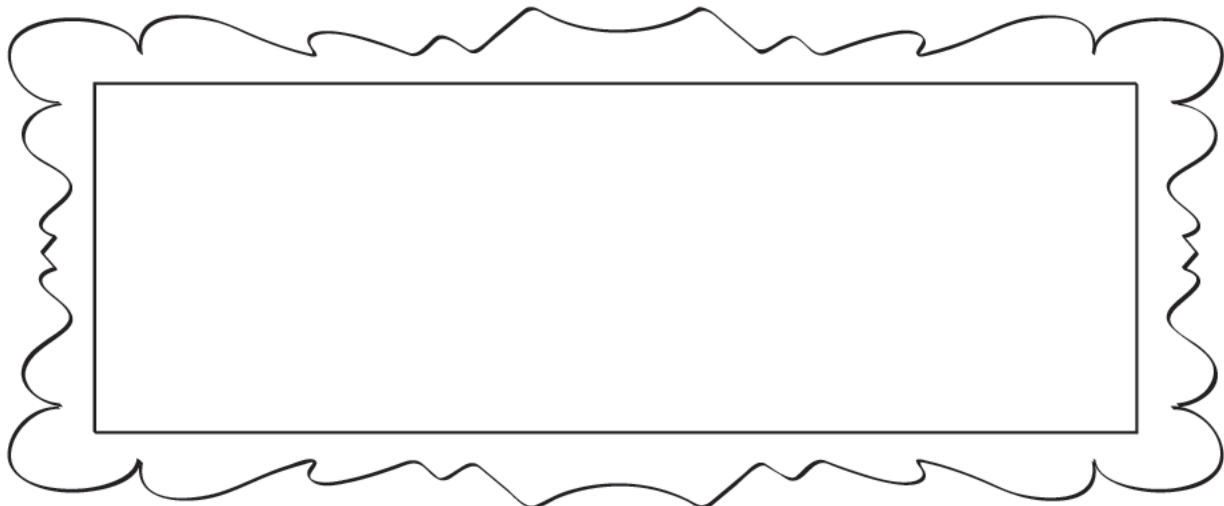


אמא



אבא

המשפחה שלי



שָׁנָה טוֹבָה

Happy New Year!



בְּרֵאשִׁית הַשָּׁנָה יֵשׁ ...




תְּלָה



בּוֹם קְדוֹשׁ



יַיִן



נֵרוֹת



דָּג



תְּפוח




דְּבֵשׁ

שָׁנָה טוֹבָה

Happy New Year!

עַל הַשִּׁלְחָן שְׁלִי יֵשׁ...

On my table there is...



הַחַגִּים שֶׁלָּנוּ

Our Holidays

Fall



שִׁמְחַת תּוֹרָה



סוכות



יום כּפּוּר



ראש השנה

Draw your own Jewish calendar.