

The Sarah and David Friday Night Book

A Selection of Prayers for Friday Night



SARAH
AND DAVID

Name in English

Name in Hebrew

Grade

Teacher

שם

כיתה

מורה/מורה

The Sarah and David Friday Night Book

A Selection of Prayers for Friday Night

SARAH
AND DAVID
By
Diana Yacobi
& Lily Yacobi

No part of this publication may be reproduced in whole or in part, or stored in any retrieval system, or transmitted in any form or by any means, electronic, mechanical, photocopying, recording or otherwise, without permission of the publisher.

For information regarding permission, write to:
Sarah and David LLC, PO Box 5894, Englewood, NJ 07631.

Design by Cohava Dodo

Copyright © 2007 by Sarah and David LLC

Revised edition 2012.

All rights reserved.

Published by Sarah and David LLC, Englewood, NJ.

www.sarahdavid.com - info@sarahdavid.com

Printed in the U.S.A.

ISBN 978-0-9761648-9-0

The Sarah and David Program

Learn the Letters

- The Aleph Bet Story
- The Aleph Bet Story CD
- The Aleph Bet Story Activity Book
- The Aleph Bet Story Workbook
- The Aleph Bet Chart Poster
- The Google Head Vowel Poster
- The Aleph Bet Story Poster

Learn to Read and Write

- Sarah, David and YOU Read Hebrew - Books 1-3
- The Read Hebrew Primer
- The Skill and Drill Book

Learn Tefilah

- The Friday Night Book
- The Shabbat Morning Book




Prepare for Bar/Bat Mitzvah

- The Bar/Bat Mitzvah Book

Learn to Speak & Visit Israel

- The Picture Book
- The Visit Israel Book
- Mah Hamatzav Poster Set (set of 5 posters)



www.sarahdavid.com

1-866-727-2432

Purpose

The Friday Night Book is a prayer-based Hebrew reading workbook that follows the *Sarah, David and YOU Read Hebrew* curriculum. It revisits all of the special rules and reading skills taught in the Read Hebrew curriculum and applies them to prayers. In addition, students will study the meaning of the prayers based on key words, phrases and thematic statements that accompany each prayer. **NOTE:** To review reading skills and rules in the reading curriculum see the **Teacher Manual** and the **website** for video explanation, www.sarahdavid.com. It is also advisable that the teacher have a copy of the Read Hebrew curriculum (Three-Book set or Primer) to refer to as needed to review the reading skills that are taught.

Using *The Friday Night Book***Main Sections**

- The **Contents Page** lists the prayers to be studied. Discuss this page to teach the parts of the service and introduce the prayers that will be taught. Students can use the check boxes to check off the prayers that they have studied.
- The **Reading Skills Section** reviews letters, vowels, syllables (beats), and special rules to keep in mind when reading Hebrew. Discuss each of these rules with the students and make sure they understand them. Point out that the goals are to read accurately without letter or vowel errors and to read fluently, meaning correct reading of syllables and words.
- The **Prayer Section** includes eight prayers. Each prayer is organized as a four-page unit. Each four-page unit consists of the following:

1. Reading Practice

This page provides reading practice using words from the prayer. It includes a Reading Skills Checklist (see a sample on page nine) for students to complete by referring to the prayer on the next page. Students need a pencil to complete the skills listed in the checklist.

2. Prayer Page #1

This prayer page is used with the Reading Skills Checklist. Students need a pencil to complete the activities.

3. Recognize Sight-Words and Understand the Main Idea

This page highlights and translates key words in order to build a sight-word vocabulary. It also includes phrases and/or patterns in order to build recognition, improve retention and enhance understanding. This page also includes a thematic statement.

4. Prayer Page #2

This prayer page is intended for students to read and chant from. The goal on this page is fluent and error-free reading. **NOTE:** Check with the synagogue or temple chazzan for the melody students should use. The prayers can be heard online at www.sarahdavid.com in the Audio Section.

- **Blessings** (candles, wine and challah) for Friday Night and songs appear at the back of the book.
- A **Writing Practice** template is included at the back of the book. Photocopy and reuse this page as writing practice for each prayer and as additional letter and vowel practice. The Vowel Drill on page 13 can also be photocopied and used as a template for practice.

NOTES:

- In the *Recognize and Understand Sections*, nouns and pronouns are capitalized when referring to God.
- This book contains God's name. It should be treated with respect. If discarded, it should be buried in a genizah. Check with your Rabbi or Cantor.

מָה לִּזְמֵרִים?

6	Reading Skills Review	
14	שְׁלוֹם עֲלֵיכֶם	<input type="checkbox"/>
18	לְבַה דְּזִרְי	<input type="checkbox"/>
22	וְשִׁמְרוּ	<input type="checkbox"/>
26	שְׁלוֹם רַב	<input type="checkbox"/>
30	וַיְכַלּוּ	<input type="checkbox"/>
34	קְדוּשָׁה	<input type="checkbox"/>
38	יְגִדֵּל	<input type="checkbox"/>
42	אֲדוֹן עוֹלָם	<input type="checkbox"/>
46	Blessings and Songs for Friday Night	

Hi Everyone!

This is a new kind of workbook to help you read the prayers. It will keep you very busy.

Here is what you're going to be doing.

1. First, you'll go through the top tricks to remember when reading Hebrew. They are on the next four pages. Get to know them really well.
2. Next, you'll review the letters and vowels. It's always easier to read when the letters and vowels are fresh in your mind.
3. Then, you'll practice reading the prayers. You will read each prayer at least two times. There are also challenging activities for you to do. Once the prayer is easy to read, you can learn to chant it. Following these steps will make reading Hebrew easier and will help you when it comes time to prepare for your Bar or Bat Mitzvah.

Good luck and have fun!

לִי לִי



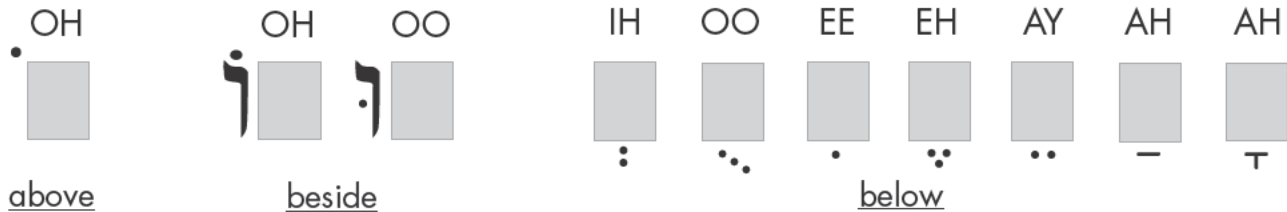
Top Tricks to Remember When Reading Hebrew

This Reading Skills Review Section includes the top tricks to remember when reading Hebrew. Get to know these skills really well. They will help you to become a very good reader.



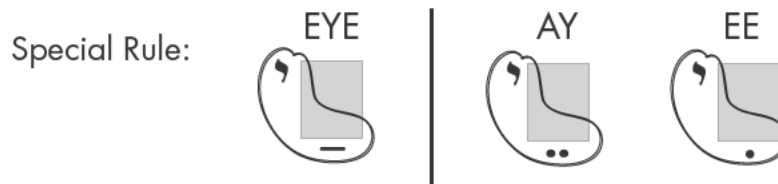
1. VOWELS

In Hebrew, vowels are symbols that come below, beside or above the letters. Most vowels appear under the letters. When reading, always look to see if the vowel is below, beside or above the letter. Remember to read these vowels from right to left.



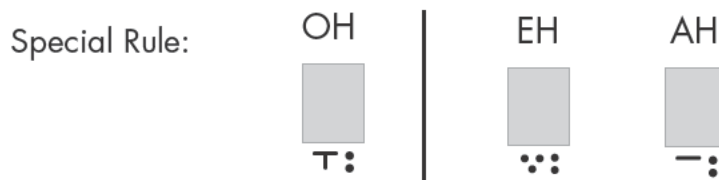
2. YUD WITHOUT ITS OWN VOWEL

When the letter yud follows the cheerek (•) or the tzayreh (••) inside a word and doesn't have a vowel of its own, the yud is part of the vowel. **SPECIAL RULE:** When the letter yud follows the patach (-) and is also at the end of a word, it makes the "eye" sound. Drawing the "bean" around the vowel and the yud that follows helps us see this combination. Remember to read these vowels from right to left. Trace the EE, AY and EYE beans below.



3. CHATAF VOWELS

1. Patach (-) and chataf patach (-:) make the same sound, the "ah" sound.
2. Segol (••) and chataf segol (••:) make the same sound, the "eh" sound.
3. Kamatz (τ) makes the "ah" sound, BUT, chataf kamatz (τ:) is special. It makes a soft "oh" sound.





Reading Practice

Instructions: Below are words from the prayer. Repeat each line until the words are easy to read. Work individually or with a partner.

1. שְׁלוֹם הַשָּׁרֵת עֲלֵיכֶם עֲלִיוֹן
2. מִמְּלֶךְ מַלְכֵי מְלֵאכֵי הַמַּלְכִּים
3. בּוֹאֲכֶם יְצַאֲתְכֶם בְּרִכּוֹנֵי
4. הַקָּדוֹשׁ בְּרוּךְ הוּא
5. מְלֵאכֵי עֲלִיוֹן מְלֵאכֵי הַשָּׁרֵת
6. מִמְּלֶךְ מַלְכֵי הַמַּלְכִּים הַשְּׁלוֹם



Reading Skills Checklist

Instructions: Using the prayer on the next page, go through the checklist. Find examples of each skill. You can identify vowels with beans or circles. Letters or words can be circled or highlighted. Check off each skill as you go. How many examples of each skill did you find?

- | | | |
|--|--|--|
| <input type="checkbox"/> ee beans _____ | <input type="checkbox"/> shva at the beginning of the word _____ | <input type="checkbox"/> chataf vowels _____ |
| <input type="checkbox"/> ay beans _____ | <input type="checkbox"/> shva in the middle of the word _____ | <input type="checkbox"/> words with ach ח _____ |
| <input type="checkbox"/> eye beans _____ | <input type="checkbox"/> double shva _____ | <input type="checkbox"/> כָּל, כָּל, כָּל, וּבְכָל _____ |
| <input type="checkbox"/> words with יוּ, יוֹ _____ | <input type="checkbox"/> chaf sofeet endings _____ | <input type="checkbox"/> God's name _____ |



שְׁלוֹם עֲלֵיכֶם

Instructions: Use the following steps to practice reading this prayer:

- 1) Read each line and put each beat in a basket.
- 2) Fill in the number of beats you find for each line.
- 3) Practice reading each line individually or with a partner.

Number
of Beats

- | | | |
|-------|--|----|
| _____ | שְׁלוֹם עֲלֵיכֶם מִלְּאֲכֵי הַשָּׂרֵת, מִלְּאֲכֵי עֲלִיוֹן, | .1 |
| _____ | מִמְּלָךְ מַלְכֵי הַמַּלְכִּים, הַקָּדוֹשׁ בְּרוּךְ הוּא. | .2 |
| _____ | בּוֹאֲכֶם לְשָׁלוֹם מִלְּאֲכֵי הַשָּׁלוֹם, מִלְּאֲכֵי עֲלִיוֹן, | .3 |
| _____ | מִמְּלָךְ מַלְכֵי הַמַּלְכִּים, הַקָּדוֹשׁ בְּרוּךְ הוּא. | .4 |
| _____ | בְּרַכּוֹנֵי לְשָׁלוֹם מִלְּאֲכֵי הַשָּׁלוֹם, מִלְּאֲכֵי עֲלִיוֹן, | .5 |
| _____ | מִמְּלָךְ מַלְכֵי הַמַּלְכִּים, הַקָּדוֹשׁ בְּרוּךְ הוּא. | .6 |
| _____ | צֵאתְכֶם לְשָׁלוֹם מִלְּאֲכֵי הַשָּׁלוֹם, מִלְּאֲכֵי עֲלִיוֹן, | .7 |
| _____ | מִמְּלָךְ מַלְכֵי הַמַּלְכִּים, הַקָּדוֹשׁ בְּרוּךְ הוּא. | .8 |



Theme: Peace on Shabbat

Shalom Aleichem is a prayer for peace sung when we welcome Shabbat on Friday night.

Recognize and Understand

Below are words that you should recognize automatically. They will appear in many other prayers. For a full translation of this prayer, see your siddur.

peace	שְׁלוֹם	above	עֲלִיּוֹן	Blessed	בְּרוּךְ	.1
holy	קָדוֹשׁ	King	מֶלֶךְ	He	הוּא	.2

*Words that are capitalized refer to God.

Phrases and Patterns

Below are some phrases and patterns that appear in this prayer. Learn their meaning to help you understand what you are reading.

Phrases

peace to you	שְׁלוֹם עֲלֵיכֶם	.3
angels of peace	מַלְאֲכֵי הַשְּׁלוֹם	.4
God Who is Holy/Blessed be He (one of the names of God)	הַקָּדוֹשׁ בְּרוּךְ הוּא	.5
the King of Kings	מֶמֶלֶךְ מַלְכֵי הַמְּלָכִים	.6

Patterns

may you come with peace	בּוֹאֲכֶם לְשָׁלוֹם	.7
bless me with peace	בְּרַכּוּנִי לְשָׁלוֹם	.8
may you leave with peace	צֵאתְכֶם לְשָׁלוֹם	.9



Reading Challenge!

Read this page without mistakes.

Then learn the melody for this prayer and practice chanting it.

1. שְׁלוֹם עֲלֵיכֶם מִלְאֲכֵי הַשָּׁרֵת, מִלְאֲכֵי עֲלִיּוֹן,
2. מִמְּלַךְ מַלְכֵי הַמַּלְכִּים, הַקָּדוֹשׁ בְּרוּךְ הוּא.
3. בּוֹאֲכֶם לְשָׁלוֹם מִלְאֲכֵי הַשָּׁלוֹם, מִלְאֲכֵי עֲלִיּוֹן,
4. מִמְּלַךְ מַלְכֵי הַמַּלְכִּים, הַקָּדוֹשׁ בְּרוּךְ הוּא.
5. בְּרִכּוֹנֵי לְשָׁלוֹם מִלְאֲכֵי הַשָּׁלוֹם, מִלְאֲכֵי עֲלִיּוֹן,
6. מִמְּלַךְ מַלְכֵי הַמַּלְכִּים, הַקָּדוֹשׁ בְּרוּךְ הוּא.
7. יֵצֵאתְכֶם לְשָׁלוֹם מִלְאֲכֵי הַשָּׁלוֹם, מִלְאֲכֵי עֲלִיּוֹן,
8. מִמְּלַךְ מַלְכֵי הַמַּלְכִּים, הַקָּדוֹשׁ בְּרוּךְ הוּא.

Three key words in this prayer are:

The message for me in this prayer is:
