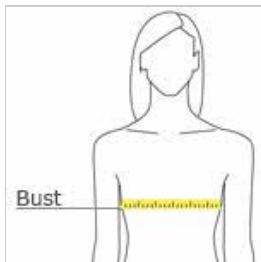


HOW TO MEASURE

























BUST

With arms down at sides, measure around the upper body, under arms and around the fullest part of the bust.

SIZE CHART

	XS	S	M	L	XL	XXL	3XL	4XL
Size	2	4/6	8/10	12/14	16/18	20/22	24/26	28/30
Bust	32-34	35-36	37-38	39-41	42-44	45-47	48-51	52-55

COLOR INFORMATION

										
Black	Blueberry	Burgundy	Classic Navy	Dark Green	Faded Blue	Khaki Heather	Light Blue	Light Pink	Lilac	Navy
PMS Ntr BlackC	PMS 7682C	PMS 504C	PMS 433C	PMS 627C	PMS 653C		PMS 644C	PMS 489C	PMS 5285C	PMS 533C
										
Orange	Oxford	Pistachio	Purple	Red	Royal	Steel Grey	Stone	Turquoise	White	Yellow
PMS 172C	PMS 414C	PMS 7492C	PMS 669C	PMS 200C	PMS 654C	PMS 11C	PMS 7502C	PMS 319C	PMS No Match	PMS 134C