

# LED TROFFER LIGHT

20W-30W-40W/30W-40W-50W

## DESCRIPTION

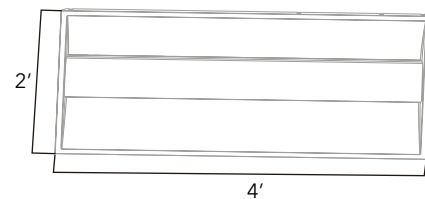
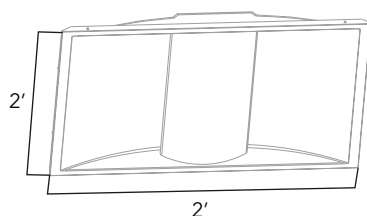

Troffer's simple design provides maximum light distribution and is ideal for commercial and industrial uses. This luminaire was engineered as an energy efficient and eco-friendly alternative to traditional lighting solutions.

## FEATURES

- 0-10v Dimming
- No Flicker
- High lumens efficacy up to 125lm/w;

## WARRANTY

This product has a warranty for a period of 5 years from the date of purchase. The warranty is invalid in the case of improper installation, tampering, or removal of the Q.C. date label. Installation in an improper working environment or installation not according to the current edition of the National Electric Code also invalidates the warranty. Should this product fail during the warranty period, it will be replaced free of charge, subject to correct installation and return of the faulty unit. Greentek Energy Systems does not accept responsibility for any installation costs associated with the replacement of this product. This warranty is in addition to the statutory rights in the country of purchase. Greentek Energy Systems reserves the right to alter specifications without prior notice.



Nominal Voltage	AC 120-277V	Starting time	< 1.0 s
Operating frequency	50/60Hz	Switching cycles:	50000 times
Power factor	≥0.9	Dimmable	0-10V
Working temperature range	-13°F - 104°F	Beam angle	110°

\*Exceeding maximum ratings for operating temperature and input voltage will reduce expected life time or destroy the product. All data subject to change without notice. Errors and omission excepted. Always make sure to use the most recent release.

# LED TROFFER LIGHT

20W-30W-40W/30W-40W-50W

## PRODUCT SPECIFICATIONS

Item Number	Rated Wattage*	LxWxH (ft)	CCT (Kelvin)*	Rate Flux (Lm) *	CRI (Ra)*	Pack Qty (Pcs)	Dimmable
<b>TROFFER</b>							
GT-T2-22-40WDN-T50	20W-30W-40W	2x2	3500K-4000K-5000K	5000	>80	2	0-10V
GT-T2-24-50WDN-T50	30W-40W-50W	2x4	3500K-4000K-5000K	6250	>80	2	0-10V

Item Number:GT-T2-22-40WDN-T50


Wattage (W)	CCT (Kelvin)	flux (lm)	Wattage (W)	CCT (Kelvin)	flux (lm)	Wattage (W)	CCT (Kelvin)	flux (lm)
20W	3500K	2500	30W	3500K	3750	40W	3500K	5000
	4000K	2700		4000K	3950		4000K	5200
	5000K	2600		5000K	3850		5000K	5100

Item Number:GT-T2-24-50WDN-T50

Wattage (W)	CCT (Kelvin)	flux (lm)	Wattage (W)	CCT (Kelvin)	flux (lm)	Wattage (W)	CCT (Kelvin)	flux (lm)
30W	3500K	3750	40W	3500K	5000	50W	3500K	6250
	4000K	3950		4000K	5200		4000K	6450
	5000K	3850		5000K	5100		5000K	6350

- \* All data are related to the entire product
- \* Due to the special conditions of the manufacturing processes of LED, the typical data of technical parameters can only reflect statistical figures and do not necessarily correspond to the actual parameters of each single
- \* Light output of product may vary with CCT, for technical information of other CCTs, please contact our sales representative.

## MOUNT TYPES



Item Number	L (inch)	W (inch)	H (inch)
GT-T2-22-40WDN-T50	23.7	23.7	1.95
GT-T2-24-50WDN-T50	47.6	23.7	1.95

# LED TROFFER LIGHT

20W-30W-40W/30W-40W-50W

## OPERATION AND MAINTENANCE TIPS

- Turn power off before inspection, installation or removal.
- For indoor use only, dry locations only.
- All install and uninstall shall be done by a certified electrician.
- Do not operate luminaire with damaged parts.
- Properly ground the electrical enclosure.
- Luminaire may fall down if not locked into mounting track properly.

## PACKAGING INFORMATION

Product	Qty/Carton (Pcs)	Size of Carton LxWxH (in)	Net Weight (LB)	Gross Weight (LB)	Pcs in a 20' GP (Pcs)	Pcs in a 40' HQ (Pcs)
GT-T2-22-40WDN-T50	2	26.38x4.92x25.98	10.8	13.4	948	2356
GT-T2-24-50WDN-T50	2	50.39x4.92x25.98	18.3	22.4	486	1236

\* Note: Above quantity for a full container based on lamps packed in form holders + outer carton and are not palletised.

