



GREENTEK ENERGY SYSTEMS, LLC
www.greentekes.com



P/N: GT-LB-2-320W-LBMB-ae-d-S

Note:

GT= Company name;

LB-2 = Product series, LED Linear High Bay Light;

320W= Rating Power;

L=120-277VAC;

B= manufacturer of LED, B=Lumileds(2835);

M= Diffuser type, M= Matte;

b=can be “AMS”, “APS”, “DMS”, “DPS” or blank for Sensor provided or not;

a=can be any two letters to represent lamp colors, such as WH=White, or Customized;

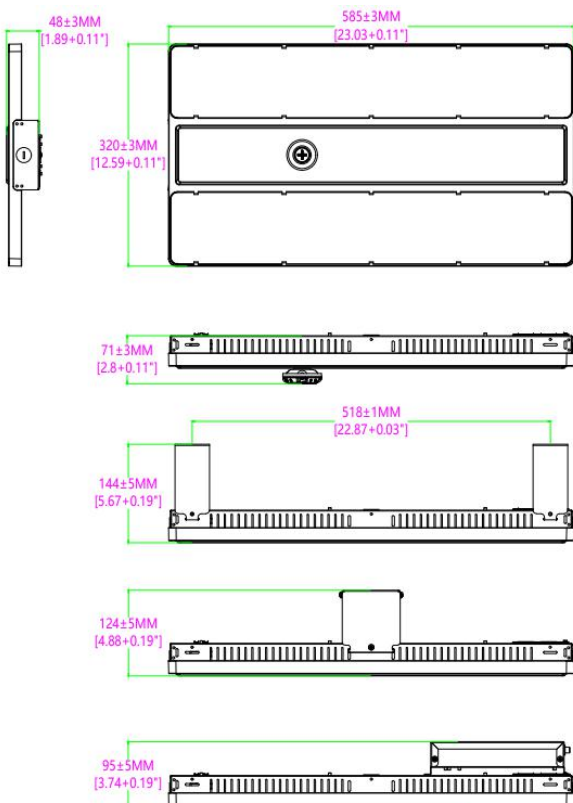
e =can be XXK for CCT, such as 40K=4000K, 50K=5000K, 57K=5700K;

d= can be “EM” or blank for emergency driver provided or not;

S=Stand for CCT Untunable



DIMENSIONS



ADVANTAGE

- UL DLC-V5.1(Premium) certificate.
- Lumileds Chip, high CRI.
- Input voltage 120-277VAC.
- Output constant current lever can be adjusted through output cable with 0-10V.
- No UV or IR in the beam.
- Easy to install and operate.
- Energy saving, long lifespan.
- Light is soft and uniform, safe to eyes.
- Instant start, NO flickering, NO humming.
- Green and eco-friendly without mercury.

APPLICATION

- Warehouse, factory and workshops;
- Exhibition hall and supermarkets, etc.

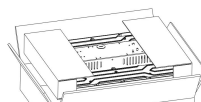
SPECIFICATIONS

OPTICAL	Input Power (Tolerance : ±10%)	320W
	Color Temperature	4000K, 5000K, 5700K
	Lumen (Tolerance : ±10%)	43200~44500 LM @320W
	Efficacy (Tolerance : ±3%)	135~142 LM/W @320W
	CRI	>80
	Color Consistency	<6 Steps (or <6 SDCM)
	UGR	<28 (X=4H, Y=8H; S/H=1; Reflectances: 70%/50%/20%)
	Diffuser Type	Matte Lens
	Beam Angle (50%) (Tolerance : ±15%)	90 Degree
ELECTRICAL	Input Voltage and Frequency	120-277VAC, 50/60Hz
	PF (Tolerance : -3%)	≥0.9
	THD (Tolerance : +5%)	≤20%
	Flicker Percent	≤5%
	Driver Brand	LIFUD
	Driver Model	LF-FAA320
	Driver Surge protection	Lifud L/N-PE: 6kV, L-N: 6kV
	Dimming	0-10V dimming (dimming scope 0-100%)
	Sensor Type	Daylight Sensor,Occupancy Sensor,Multifunction Sensor,Integral Sensor Receptacle
	Optional Accessory	AC/DC Motion Mircowave sensor, AC/DC Motion PIR sensor, Emergency Power Supply(9/16W/90min)
MATERIALS	LED Brand	Lumileds
	LED Type	SMD 2835
	LED QTY	676 PCS
	Housing	IRON + Aluminum
	Housing Color	White, or Customized
	Waterproof Rating	DAMP (IP20)
OTHERS	Operating Temperature	Without Motion Sensor and Emergency Power Supply: -40℃ TO 50℃
		With Motion Sensor: -30℃ TO 50℃
		With Emergency Power Supply: 0℃ TO 50℃
	Storage Temperature	-30℃ TO 80℃
	Operating Humidity	20% - 90% RH
	Storage Humidity	10% - 95% RH
Warranty	5 years	

PACKAGE Drop test: ISTA-3B

	Carton Size	Qty / Carton	Net Weight / Carton	Gross Weight / Carton
Outer box (No Sensor/ DC Sensor)	605*340*85 MM [23.82*13.38*3.35inch]	1 PC	3.6KG[7.93LBS]	4.7KG[10.36LBS]

Tolerance of Carton Size: ±15 MM[±0.59inch], Tolerance of Weight: ±10%.

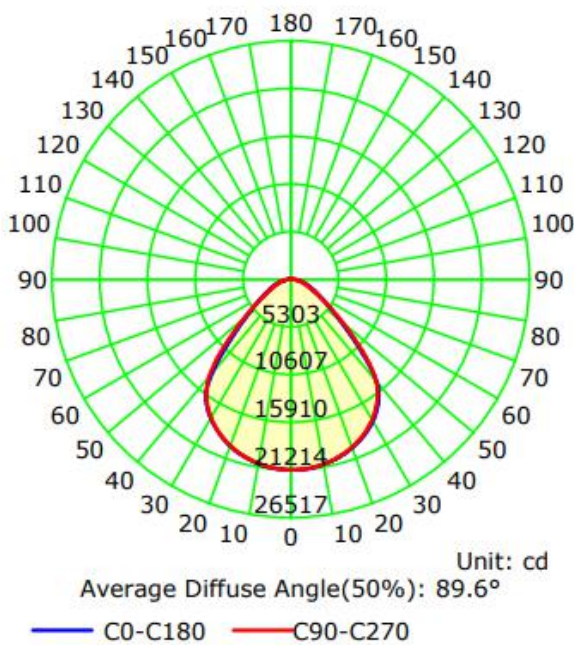


LIGHT DISTRIBUTION TESTING PARAMETERS

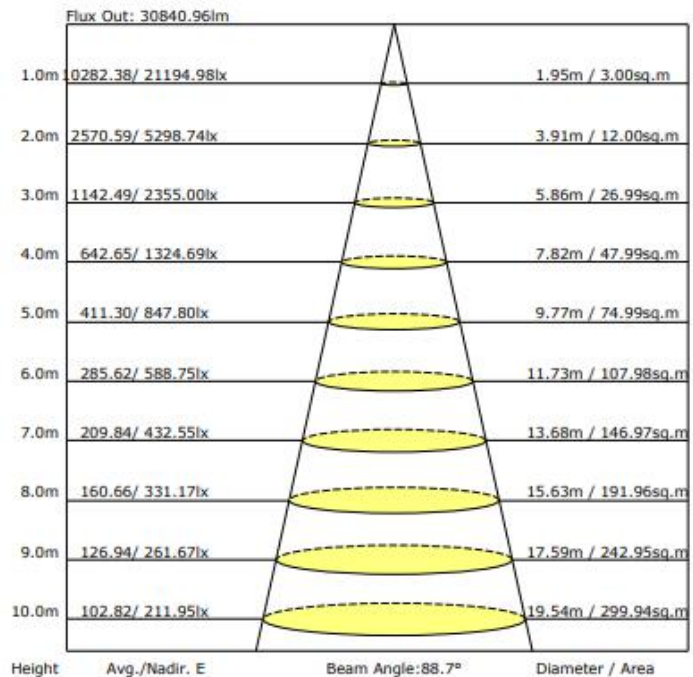
Photometric Results

CIE Class: Direct	Total Rated Lamp Lumens: 43820.6 lm
Measurement Flux: 43820.6 lm	Efficiency: 100%
Downward Ratio: 100%	Upward Ratio: 0%
Horizontal Diffuse Angle(10%,50%): H137.2,H88.7	
Vertical Diffuse Angle(10%,50%): V133,V90.6	
Luminaire Efficacy Rating (LER): 136.20	C0r0 Intensity: 21194.98 cd
Max. Intensity: 21214.14 cd	Pos of Max. Intensity: H45 V3
S/MH(C0/C180): 1.26	S/MH(C90/C270): 1.25

Luminous Intensity Distribution Curve



The Average Illuminance Effective Figure



NOTICE FOR USER

- Please turn off power before install or change assembly parts.
- The input voltage and lamps should be matched, after connecting the power line, Please make sure the wiring section is insulated.
- No-professionals, must not install and disassemble the lamps.

TROUBLE SHOOTINGS

Troubles	Check points
Flickering of the light	Turn off the power and turn on again in 3 minutes. If same phenomena occur, then call agencies.
Out of working	Please check the connection.