



Type C



Type A



Type B

NAME: LED Flood Light

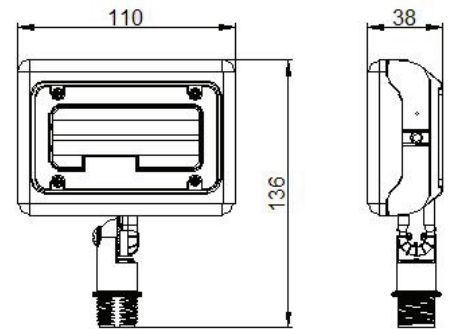
P/N: GT-FL06-15WCT1B1-aaK

[Any color] [S,Blank] [Bracket,A,B,C]

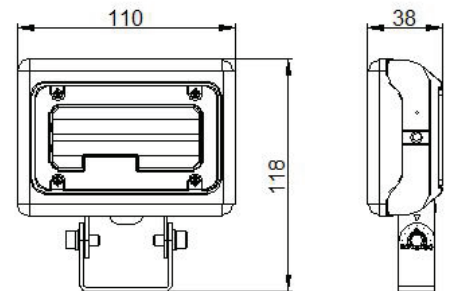
Note : aa in P/N represent CCT, can be 30,35, 40,45,50,57

[S,Blank] represent Surge-Protective Device or none.

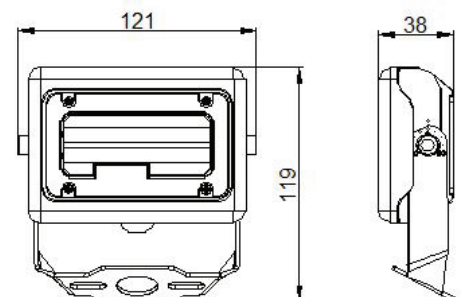
Type A



Type B



Type C



### Advantage :

- UL cUL DLC certificate
- Seoul Semiconductor Chip, high CRI
- China brand IP65 driver, Input voltage 100-277Vac
- No UV or IR in the beam
- Easy to install and operate
- Energy saving, Long lifespan
- Instant start, NO flickering, NO humming
- Green and eco-friendly without mercury.

### Application :

- ◆ Factory floor, libraries, square, park;
- ◆ Supermarkets, railway stations;
- ◆ Advertising lighting, etc.

## Product Specifications

Product name	LED Flood Light
Part No	GT-FL06-15WCT1B1-aaK
Dimension	Type A: 136*110*38mm
	Type B: 118*110*38 mm
	Type C: 119*121*38 mm

## Technical Characteristic

Color temperature	3000K/3500K/4000K/4500K/5000K/5700K
CRI	>80
Lumen	1650 - 1730 LM
Input Power	15W
Beam Angle(10%)	150°
Beam Angle(50%)	110°
Input Voltage	100-277Vac 50/60Hz
Driver model	China brand driver
PF	>0.9
Waterproof Rating	WET (IP65)

## Materials

LED Brand	SEOUL SEMICONDUCTOR
LED Type	Acrich MJT- 3030
LED QTY	24PCS
Housing	Aluminum +PC+Steel
Housing color	Black、 Brown

## Others

Operating Temperature	-20℃ TO 45℃
Operating Humidity	20%-90% RH
Storage Temperature	-30℃ TO 80℃
Storage Humidity	10%-95%
Application	Outdoor / Indoor
Safety Certification	UL、 cUL、 DLC
Warranty Time	5 Years

## Light Distribution Testing Parameters

### Luminaire Property

Luminaire Manufacturer:  
Voltage: 120 V  
Power: 14.45 W

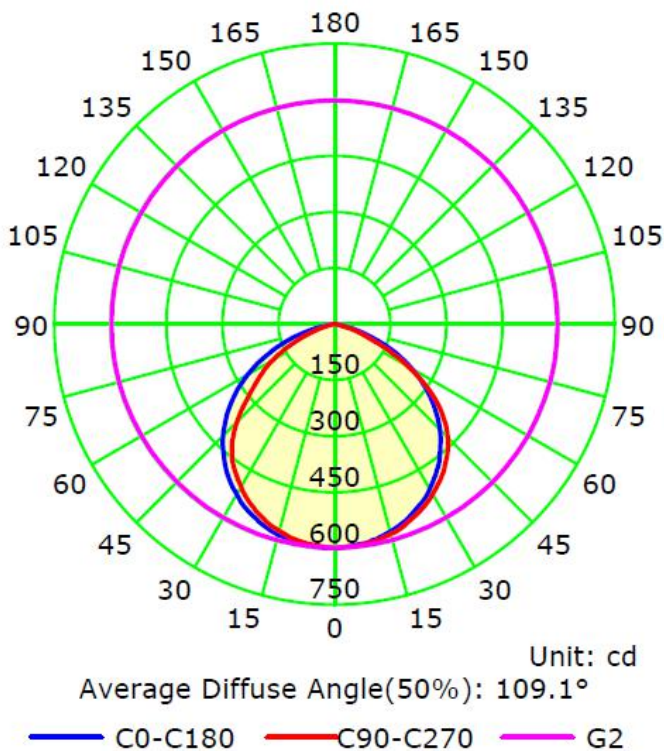
Current: 0.1227 A  
Power Factor: 0.9812

### Photometric Results

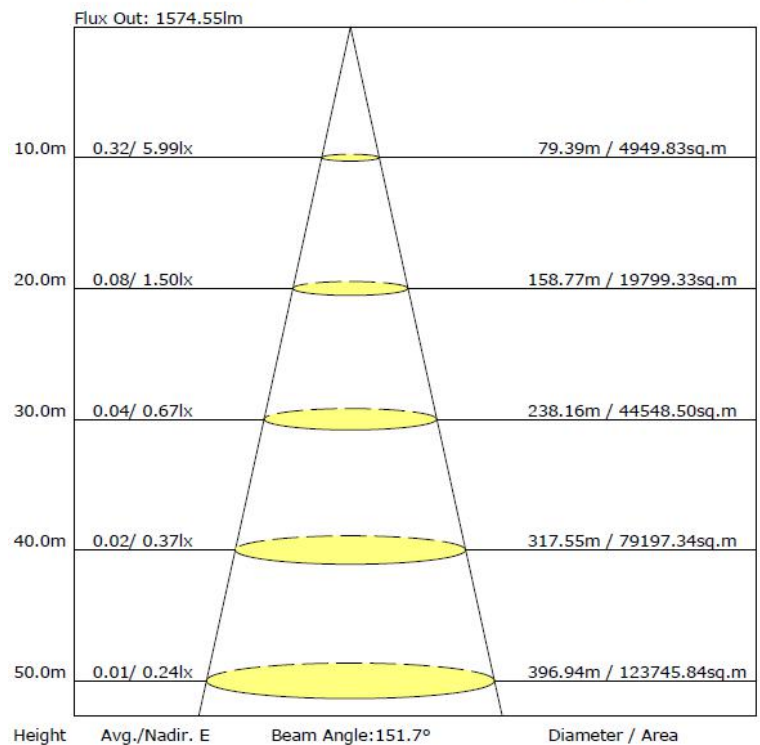
IES Classification: Type II  
Total Rated Lamp Lumens: 1592.3 lm  
Efficiency: 100%  
Upward Ratio: 0%  
Central Intensity: 598.72 cd  
Pos of Max. Intensity: H135 V2

Longitudinal Classification: Very Short  
Measurement Flux: 1592.3 lm  
Downward Ratio: 100%  
Luminaire Efficacy Rating (LER): 110.19  
Max. Intensity: 600.35 cd

Luminous Intensity Distribution Curve

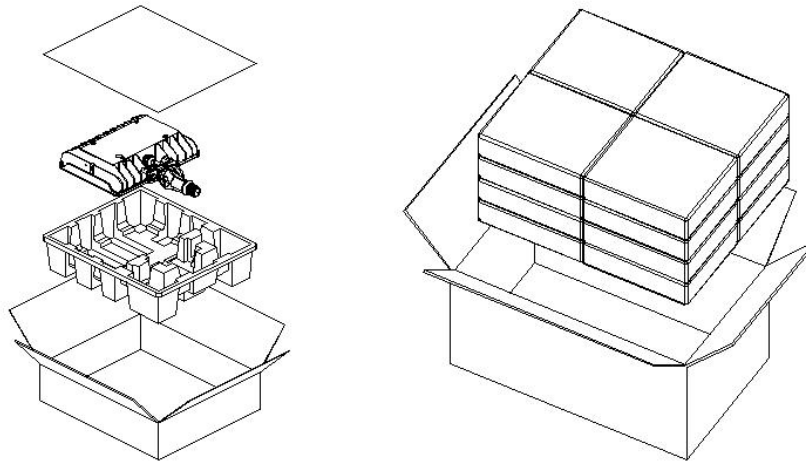


The Average Illuminance Effective Figure



## Package

		Type A	Type B	Type C
Lamps Net Weight		0.40 kg	0.43 kg	0.48 kg
Inner box	size	185*155*62 mm		
	Qty/ Carton	1 PCS		
	Weight/ Carton	0.53 kg	0.56 kg	0.61 kg
Outer box	size	385*325*275 mm		
	Qty/ Carton	16 PCS		
	Weight/ Carton	9.2 kg	9.7 kg	10.5 kg



## Notice For User

- ◆ Please turn off power before install or change assembly parts.
- ◆ The input voltage and lamps should be matched, after connecting the power line, Please make sure the wiring section is insulated.
- ◆ No-professionals, must not install and disassemble the lamps.

## Trouble Shootings

Troubles	Check points
Flickering of the light	Turn off the power and turn on again in 3 minutes. If same phenomena occur, then call agencies
Out of working	Please check the connection