



GREENTEK ENERGY SYSTEMS, LLC

www.GreentekEnergySystems.com



P/N: GT-D2D-60WBT5GA1-**abcef**

Note:

GT=Company name;

D2D= Product series, LED DUSK TO DAWN LIGHT;

60W= Rating Power;

B=LED manufacturer,Lumileds 2835;

T5=light distribution type;

G= single color temperature;

A1 = Version number

“a” can be any two letters to represent lamp colors;

SH = Silver、BR=Bronze or Customized;

“b” can be any alphanumeric digit or blank for Surge-Protective Device or none;

“c” can be any alphanumeric digit or blank for photosensor type;

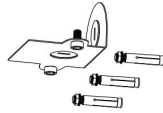
“e” can be Installation parts, “AM”=Pipe arm mount,

“YM”=Wall mount;

“f” means 30=3000K,40=4000K,50=5000K CCT.

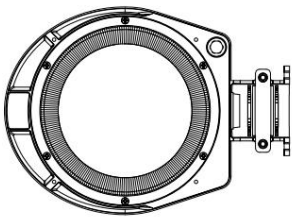
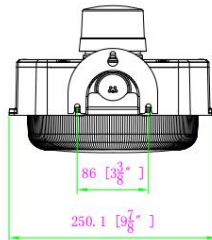
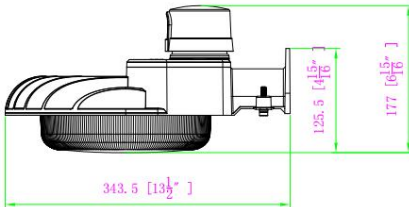


AM



YM

DIMENSIONS



ADVANTAGE

- UL DLC certificate.
- Lumileds Chip, high CRI.
- Input voltage 120-277VAC .
- Output constant current lever can be adjusted through output cable with 0-10V.
- No UV or IR in the beam.
- Easy to install and operate.
- Energy saving, long lifespan.
- Light is soft and uniform, safe to eyes.
- Instant start, NO flickering, NO humming.
- Green and eco-friendly without mercury.

Application

- ◆ Residential Area, Plaza, Sightseeing Area;
- ◆ Factories, Courtyards, Fishing port, Exterior of warehouses;
- ◆ entrance lighting, courtyard lighting, Industrial lighting, Outdoor landscape lighting;
- ◆ Wall lighting area and so on.

SPECIFICATIONS

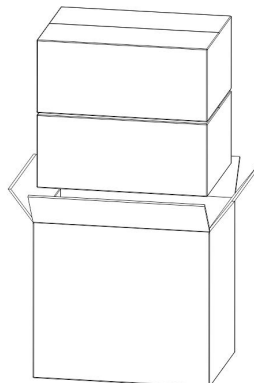
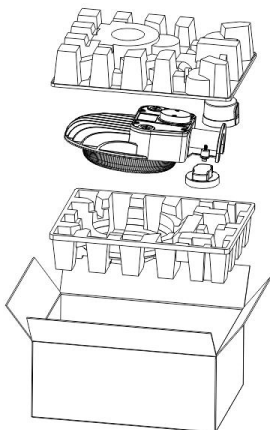
OPTICAL	Input Power (Tolerance : ±10%)	60W		
	Color Temperature	3000K	4000K	5000K
	Lumen (Tolerance : -10%)	8400 LM	8460 LM	8520 LM
	Efficacy (Tolerance : -3%)	140 LM/W	141 LM/W	142 LM/W
	CRI	>80		
	Color Consistency	<6 Steps (or <6 SDCM)		
	BUG	B3-U3-G1		
	Distribution Pattern	TYPE V		
	Beam Angle (50%) (Tolerance : ±15%)	(140°*140°)		
ELECTRICAL	Input Voltage and Frequency	120-277VAC, 50/60Hz		
	PF (Tolerance : -3%)	≥0.9		
	THD (Tolerance : +5%)	≤20%		
	Flicker Percent	<26%		
	Driver Brand	HBE		
	Driver Model	HB-HLA60-46		
	Driver Surge protection	L/N-PE: 2kV, L-N: 2kV		
	Dimming	0-10V dimming standard		
	Optional Accessory	Photocell /Surge protector		
MATERIALS	LED Brand	Lumileds		
	LED Type	SMD2835		
	LED QTY	128PCS		
	Housing	Die-cast aluminum		
	Housing Color	Silver, Bronze, or Customized		
	EPA	0.42 ft ²		
	Waterproof Rating	WET (IP65)		
OTHERS	Operating Temperature	-40°C TO 50°C		
	Storage Temperature	-40°C TO 80°C		
	Operating Humidity	20% - 90% RH		
	Storage Humidity	10% - 95% RH		
	Warranty	5 years warranty with 24/7 operating hours Luminaire lifetime at 25°C.		

PACKAGE

Lamp Net Weight: 2.5 KG / PC

	Size	Qty/ Carton	Weight / Carton
Inner box	405 x 315 x 168mm	1	3.1 KG
Outer box	420 x 330 x 355mm	2	6.9 KG

Tolerance of Carton Size: ±15 MM, Tolerance of Weight: ±10%.



LIGHT DISTRIBUTION TESTING PARAMETERS < Type V >

Luminaire Property

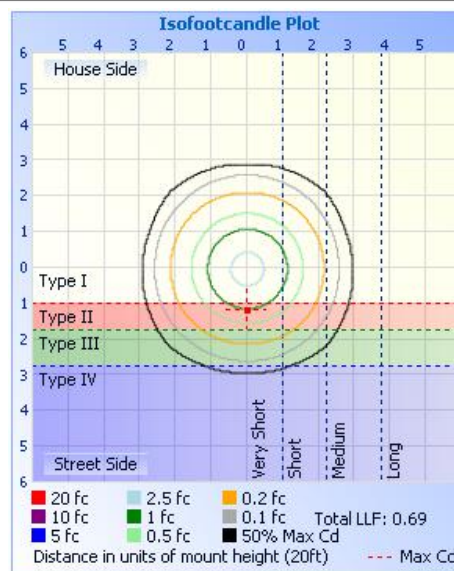
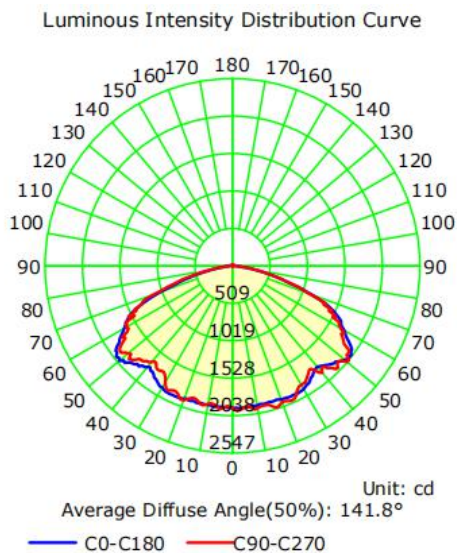
Luminaire Manufacturer:
 Luminaire Category:
 Lamp Catalog:
 Number of Lamps:
 Luminous Length (mm):
 Luminous Height (mm):
 Current: 0.491 A
 Power Factor: 0.996

Luminaire Description:
 Lamp Description:
 Lumens per Lamp:
 Luminous Width (mm):
 Voltage: 120.0 V
 Power: 58.74 W

Photometric Results

IES Classification: Type VS
 Total Rated Lamp Lumens: 8361.4 lm
 Efficiency: 100%
 Upward Ratio: 1%
 C0r0 Intensity: 1936.25 cd
 Pos of Max. Intensity: H90 V51

Longitudinal Classification: Very Short
 Measurement Flux: 8361.4 lm
 Downward Ratio: 99%
 Luminaire Efficacy Rating (LER): 142.40
 Max. Intensity: 2038.39 cd



NOTICE FOR USER

- Please turn off power before install or change assembly parts.
- The input voltage and lamps should be matched, after connecting the power line, Please make sure the wiring section is insulated.
- No-professionals, must not install and disassemble the lamps.

TROUBLE SHOOTINGS

Troubles	Check points
Flickering of the light	Turn off the power and turn on again in 3 minutes. If same phenomena occur, then call agencies.
Out of working	Please check the connection.