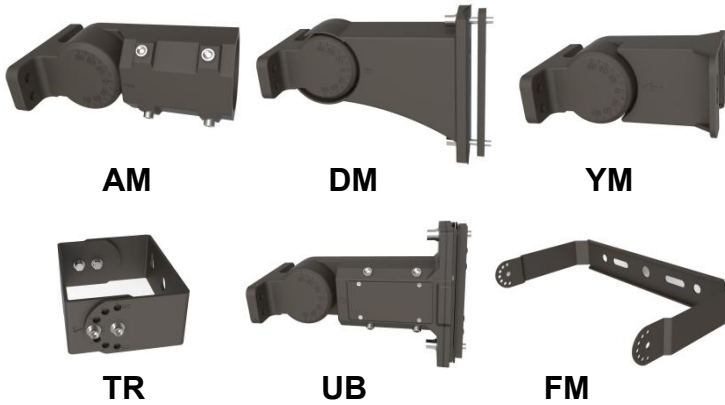




GREENTEK ENERGY SYSTEMS, LLC
www.greentekes.com



P/N: GT-AL5-150W-N-DLhbdB3-age

Note:

GT = Company name

AL5 = Product series, LED Shoebox Light

150W = Rating Power;

N=LED driver type;

DL=Dimming Driver AC120-277V

“h” can be “S”, “20SP” or blank for Surge protector type provided or not;

“b” can be “3RP”, “P”, “5RP”, “5NP”, “7RP”, “7NP” or blank for photocontrol type provided or not;

“d” can be “DP” or blank for DC Photocell provided or not;

“B” represents LED manufactory Lumileds;

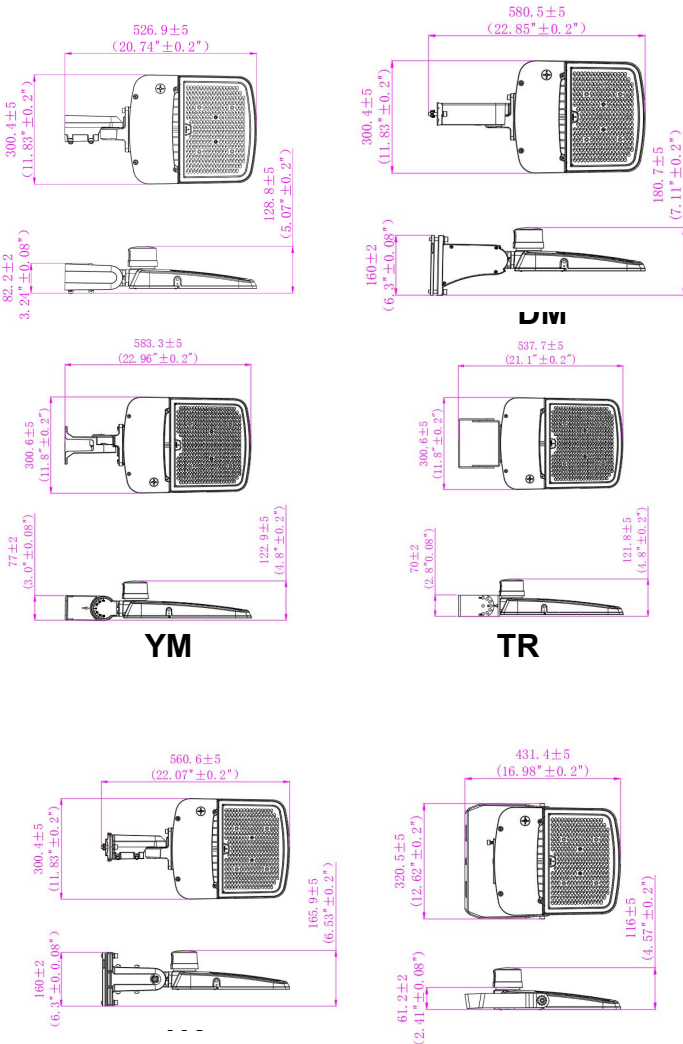
“3” represents Diffuser light angle type employed, Type III

“a” can be Any two letters for lamp colors;

“g” can be “XXK” for CCT,such as 40K=4000K, 50K=5000K, 57K=5700K.

“e” can be “AM”, “DM”, “YM”, “TR”, “UB”, “FM” for bracket type;

DIMENSIONS



ADVANTAGE

- UL DLC-V5.1(Premium) certificate.
- Lumileds Chip, high CRI.
- Input voltage 120-277VAC.
- Output constant current lever can be adjusted through output cable with 0-10V.
- No UV or IR in the beam.
- Easy to install and operate.
- Energy saving, long lifespan.
- Light is soft and uniform, safe to eyes.
- Instant start, NO flickering, NO humming.
- Green and eco-friendly without mercury.

APPLICATION

- Outdoor basketball court, tennis court.
- Badminton court, the football field.
- The school playground, stadium.
- Community leisure entertainment plaza, road luminaire etc.

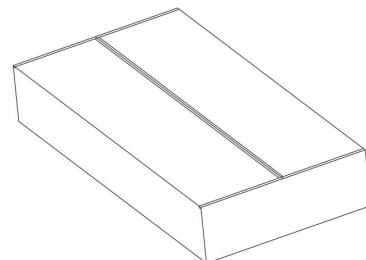
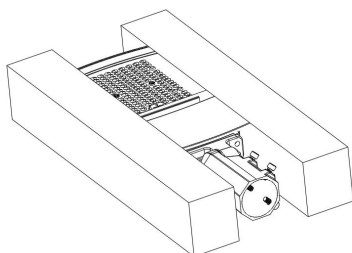
SPECIFICATIONS

OPTICAL	Input Power (Tolerance : ±10%)	150W		
	Color Temperature	4000K	5000K	5700K
	Lumen (Tolerance : ±10%)	21700 LM	22000LM	22200LM
	Efficacy (Tolerance : ±3%)	146LM/W	148 LM/W	148 LM/W
	CRI	>80		
	Color Consistency	<6 Steps (or <6 SDCM)		
	BUG	B3U5G3		
	Distribution Pattern	Type III		
	Beam Angle (50%) (Tolerance : ±15%)	155*90 Degree Type III		
ELECTRICAL	Input Voltage and Frequency	120-277VAC, 50/60Hz		
	PF (Tolerance : -3%)	≥0.9		
	THD (Tolerance : +5%)	≤20%		
	Flicker Percent	<30%		
	Driver Brand	HB		
	Driver Model	HB-PM150W-450V		
	Driver Surge protection	L/N-PE: 6kV, L-N: 4kV		
	Dimming	0-10V dimming standard		
	Sensor Type	Occupancy Sensor, Exterior Photocell, Integral Sensor Receptacle		
	Optional Accessory	Photocontrol, Surge-protective Device, photocell receptacle , shorting cap,DC plug light control;		
MATERIALS	LED Brand	Lumileds		
	LED Type	SMD 2835		
	LED QTY	265 PCS		
	Housing	Die-cast aluminum		
	Housing Color	Brown, Black, White or Customized		
	EPA	2.37 ft ²		
	Waterproof Rating	WET (IP65)		
OTHERS	Operating Temperature	Without Motion Sensor: -35°C TO 45°C; With Motion Sensor: -25°C TO 45°C		
	Storage Temperature	-25°C TO 85°C		
	Operating Humidity	5% - 95% RH		
	Storage Humidity	5% - 95% RH		
	Warranty	5 years		

PACKAGE

Bracket Type	Carton Size	Qty / Carton	Net Weight / Carton	Gross Weight / Carton
AM	605*335*138mm [23.82*13.19*5.43 inch]	1 PC	3.6kg (7.92LBS)	4.6kg (10.12LBS)
DM		1 PC	4.1kg (9.02LBS)	5.1kg (11.22LBS)
YM		1 PC	3.8kg (8.36LBS)	4.8kg (10.56LBS)
TR		1 PC	4kg (8.8LBS)	5kg (10LBS)
UB		1 PC	5.4kg (11.88LBS)	6.4kg (14.08LBS)
FM	585*335*138 mm [23.03*13.19*5.43 inch]	1 PC	3.6kg (7.92LBS)	4.6kg (10.12LBS)

Tolerance of Carton Size: ±15 mm [±0.59 inch], Tolerance of Weight: ±10%.



NOTICE FOR USER

- Please turn off power before install or change assembly parts.
- The input voltage and luminaire should be matched, after connecting the power line, Please make sure the wiring section is insulated.
- No-professionals, must not install and disassemble the luminaire.

TROUBLE SHOOTINGS

Troubles	Check points
Flickering of the light	Turn off the power and turn on again in 3 minutes. If same phenomena occur, then call agencies.
Out of working	Please check the connection.