

# LB-2 LED Linear High Bay Light

## OPTICAL

- Wattage:110W(1.2FT), 165W(1.5FT), 220W & 320W(2FT) 500W & 600W(4FT)
- Lumen efficacy:135-140LM/W
- CCT:4000K & 5000K
- CRI:80+
- Flicker free
- Beam Angle:90°
- Chain Mount by default.



## ELECTRICAL

- Input Voltage:AC120-277V 50/60Hz
- Driver Surge protection:L/N-PE: 6KV, L-N: 6KV
- 0-10V Dim to off
- Powerfactor: >0.9
- THD: <20%
- DAMP (IP20)



## WORKING TEMPERATURE

- -40°F to 122°F(-40 C to 50 C) ambient operating temperature
- -22°F to 122°F(-30 C to 50 C) ambient operating temperature with motion sensor
- 32°F to 122°F (0 C to 50 C) ambient operating temperature with battery



Chain mount

## CERTIFICATIONS

- UL/ DLC-5.1 Premium/FCC/ROHS certificate







## OPTIONAL ACCESSORIES

- Aircraft cables,surface mount, pendant mount,wire guard
- Microwave sensor,PIR sensor,remote controller

## APPLICATION

- Warehouse, factory and workshops;Exhibition hall and supermarkets

## ACCESSORIES

Pendant mount	Surface mount	Emergency driver	Aircraft cables	Sensor	Wire guard
					



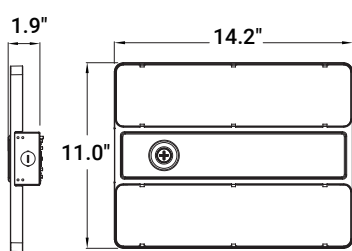


# LB-2 LED Linear High Bay Light

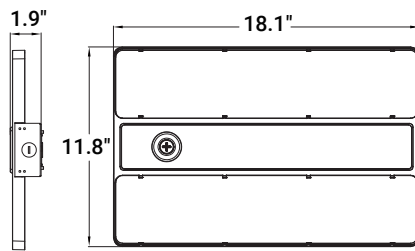
## ORDERING GUIDELINES

MPN	Models	Descriptions	QTY/Master box
111-100191	GT-LB-2-110W-LBM-WH40K-S	110W 1.2FT Two lens AC120-277V 4000K White Chain	1 PC
111-100192	GT-LB-2-110W-LBM-WH50K-S	110W 1.2FT Two lens AC120-277V 5000K White Chain	1 PC
111-100193	GT-LB-2-165W-LBM-WH40K-S	165W 1.5FT Two lens AC120-277V 4000K White Chain	1 PC
111-100194	GT-LB-2-165W-LBM-WH50K-S	165W 1.5FT Two lens AC120-277V 5000K White Chain	1 PC
111-100195	GT-LB-2-220W-LBM-WH40K-S	220W 2FT Two lens AC120-277V 4000K White Chain	1 PC
111-100196	GT-LB-2-220W-LBM-WH50K-S	220W 2FT Two lens AC120-277V 5000K White Chain	1 PC
111-100197	GT-LB-2-320W-LBM-WH40K-S	320W 2FT Two lens AC120-277V 4000K White Chain	1 PC
111-100198	GT-LB-2-320W-LBM-WH50K-S	320W 2FT Two lens AC120-277V 5000K White Chain	1 PC
111-100199	GT-LB-2-500W-LBM-WH50K-S	500W 4FT Two lens AC120-277V 5000K White Chain	1 PC
111-100200	GT-LB-2-600W-LBM-WH50K-S	600W 4FT Two lens AC120-277V 5000K White Chain	1 PC

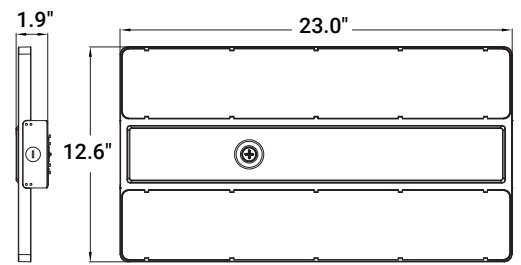
## DIMENSIONS



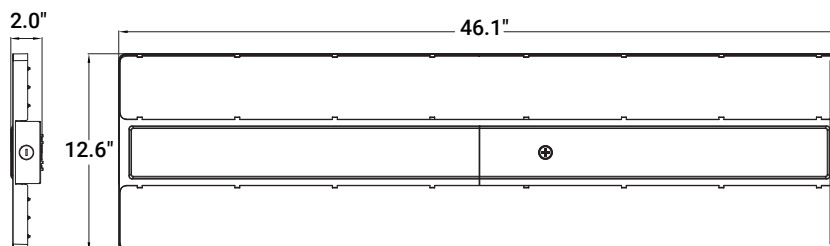
110W (1.2FT)



165W (1.5FT)



220W & 320W (2FT)



500W & 600W (4FT)

