
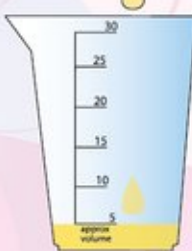






WARNING : Please read all instructions before use • Use only under direct adult supervision • For external use only - Do not eat the ingredients or product • Discard 6 months after opening • Please discard ingredients six months after opening package • Please retain these instructions with item number for reference • May contain fragrances or oils that may cause allergic reactions - Please test using a small amount on forearm before applying to face.


Mini Lava Lip GLOSS kit instructions – Makes 2


- 

1 Remove cap and ball insert from roller lip gloss applicator.
- 

2 Pour 5 ml of Castor oil into small measuring cup.
- 

3 Add 5 ml of Safflower to the same cup, you should be near the 10 ml mark.
- 

4 Pour the oils the lip gloss applicator.
- 

5 Add 30-40 drops of your choice of coloured glycerine directly into applicator.
- 

6 Add 5-10 drops of flavour. Return cap and ball insert to applicator. Shake.