

PIG SpillBlocker Rough Surface Dike

Instructions

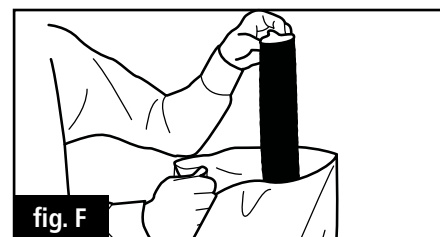
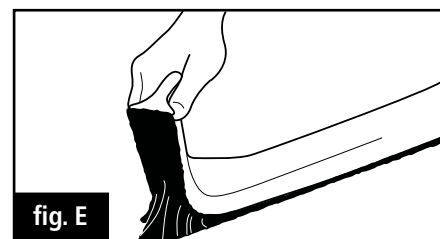
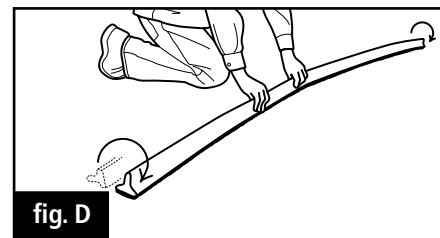

1. Sweep up any debris and make sure that the surface is dry, if possible. (fig. A)
2. Lay dike on the ground, keeping the tacky side up and away from the ground surface. (fig. B)
3. Keeping the dike on its side, remove the protective film. (fig. C)
4. Turn dike over so tacky side is in contact with ground. Secure into place by pressing down with your hands or stepping on the top along its entire length. (fig. D)
5. To remove, pull dike away from ground. (fig. E)
6. Place in yellow disposal bag and dispose of in compliance with local, state, federal or country regulations. (fig. F)

IMPORTANT NOTES:

- Prevent the dike from touching itself for long periods of time, which could stick enough to cause damage.
- Intended for one-time, limited-term use. Ideal for containing hazardous or other liquids on rough surfaces.
- Some chemicals will degrade this product. Refer to our online chemical resistance guide for information.
- If this product is used in a spill response effort involving incompatible liquids, it should be disposed of with other spill response materials.
- Do not store in high humidity, or where temperatures exceed 120°F. The flexibility and sealing functions diminish at temperatures below -30°F.

NOTE:

Due to the nature of softer urethane, the physical properties of these products may change over time with exposure to certain environmental conditions like temperature, humidity and UV radiation. Typical product life expectancy is 5 years. Please inspect the stored product regularly to ensure it is in a usable state. See newpig.com for chemical compatibility and urethane care guidelines.



New Pig

One Pork Avenue
Tipton, PA 16684-0304

newpig.com

North America: 1-800-468-4647

Europe: +31 (0)76 596 92 50

PIG, PIG logo are registered trademarks in USA and other countries. See tm.newpig.com

UK: 0800 919 900

Outside North America: +1-814-684-0101