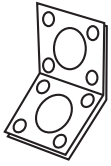


# HARD GROUND BENCH ANCHOR GUIDE

## ANCHOR KIT



Top Strap  
x2



Anchor Bolt  
x2

## FITTINGS


4 x Cross Point Screws  
4 x Vandal Resistant Screws

## TOOLS

- Drill
- Screw Driver
- Spanner

## STEPS


①



Mark hole positions for the straps on opposite bench legs. Drill two pilot holes at the markings, 3mm in diameter and 45 mm deep.

Fix straps onto the bench using cross point or vandal resistant screws.

②



With the bench in the correct location, mark the position on the ground where the hole will be drilled.

Drill a 10 mm hole, 100 mm deep, through the centre hole of the strap.

③

Insert one anchor bolt into the hole. Using a spanner, tighten the anchor bolt down to the surface level.

Repeat the process on the diagonally opposite bench leg.

