

# RESCUE

0082 TPTG019/2011 **NFPA**  
 EN 12278: 2007  
 7 <math>\leq d \leq 13</math> mm **individually tested**

Pulley  
Pouille



### NFPA CERTIFICATION FOR RESCUE P50

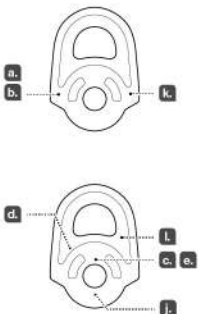
MEETS THE PULLEY REQUIREMENTS OF NFPA 1983, STANDARD ON LIFE SAFETY ROPE AND EQUIPMENT FOR EMERGENCY SERVICES, 2017 EDITION. EMERGENCY SERVICES PULLEY IN ACCORDANCE WITH NFPA 1983-2017



**PULLEY: MBS 36 kN  
G (TECHNICAL USE)  
MEETS NFPA 1983 (2017 ED.)**

After removing the notice from the equipment, make a copy of it and keep the original as part of a permanent record that includes the usage and inspection history for the equipment. Keep the copy of the notice with the equipment and refer to it before and after each use. Additional information regarding auxiliary equipment can be found in NFPA 1500, Standard on Fire Department Occupational Safety and Health Program, and NFPA 1983, Standard on Fire Service Life Safety Rope and System Components.

### Traceability and markings Traçabilité et marquage



**CE 0082**

a. Body controlling the manufacture of this PPE  
 b. Notified body that carried out the EU type inspection  
**APAVE SUDEUROPE SAS**  
 8 rue Jean-Jacques Vernazza  
 Z.A.C. Saumaty-Séon - CS 60193  
 13322 Marseille CEDEX 16  
 N°0082

c. Traceability: **datamatrix**

d. Diameter

e. Serial number  
**YY M 0000000 000**

f. Year of manufacture  
 g. Month of manufacture  
 h. Batch number  
 i. Individual identifier

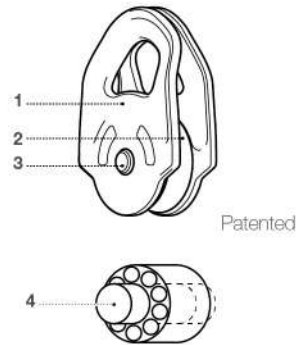
f. Standards

k. Carefully read the instructions for use

l. Manufacturer address

### 1. Field of application (text part) Champ d'application (partie texte)

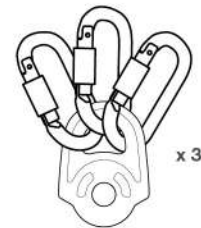
### 2. Nomenclature Nomenclature



### 3. Inspection, points to verify Contrôle, points à vérifier



### 4. Compatibility Compatibilité

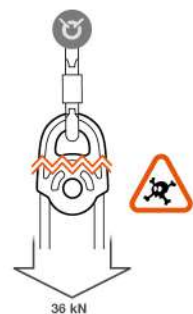


### 5. Strength Résistance

#### 5A. Working load limit Valeur d'utilisation maxi

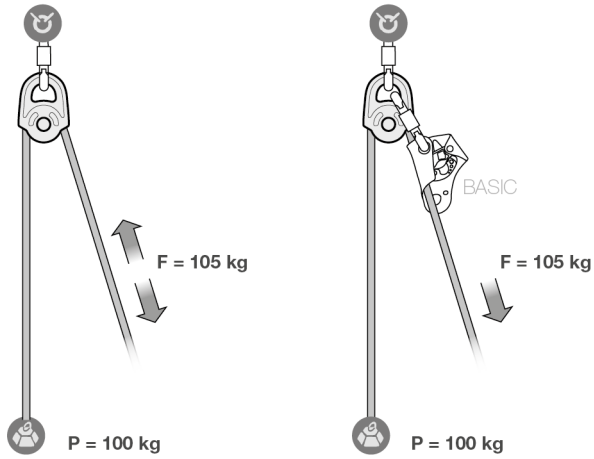


#### 5B. Breaking load Charge de rupture



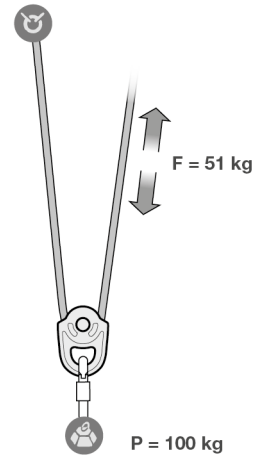
**6** Efficiency Rendement

6A. Simple pulley system



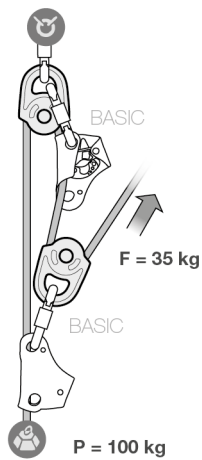
Theoretical force	$F = P$
	$F = 1,05 P$
	$F = 2 P$

6B. 2:1 hauling system



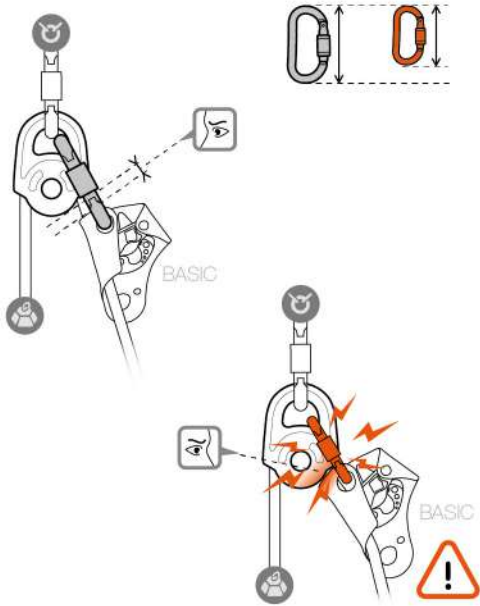
Theoretical force	$F = 0,5 P$
	$F = 0,51 P$
	$F = 0,66 P$

6c. 3:1 hauling system with progress capture



Theoretical force	$F = 0,33 P$
	$F = 0,35 P$
	$F = 0,57 P$

**7. Progress capture systems**  
Systèmes anti-retour



**8. Positioning and redirection**  
Positionnement et renvoi

