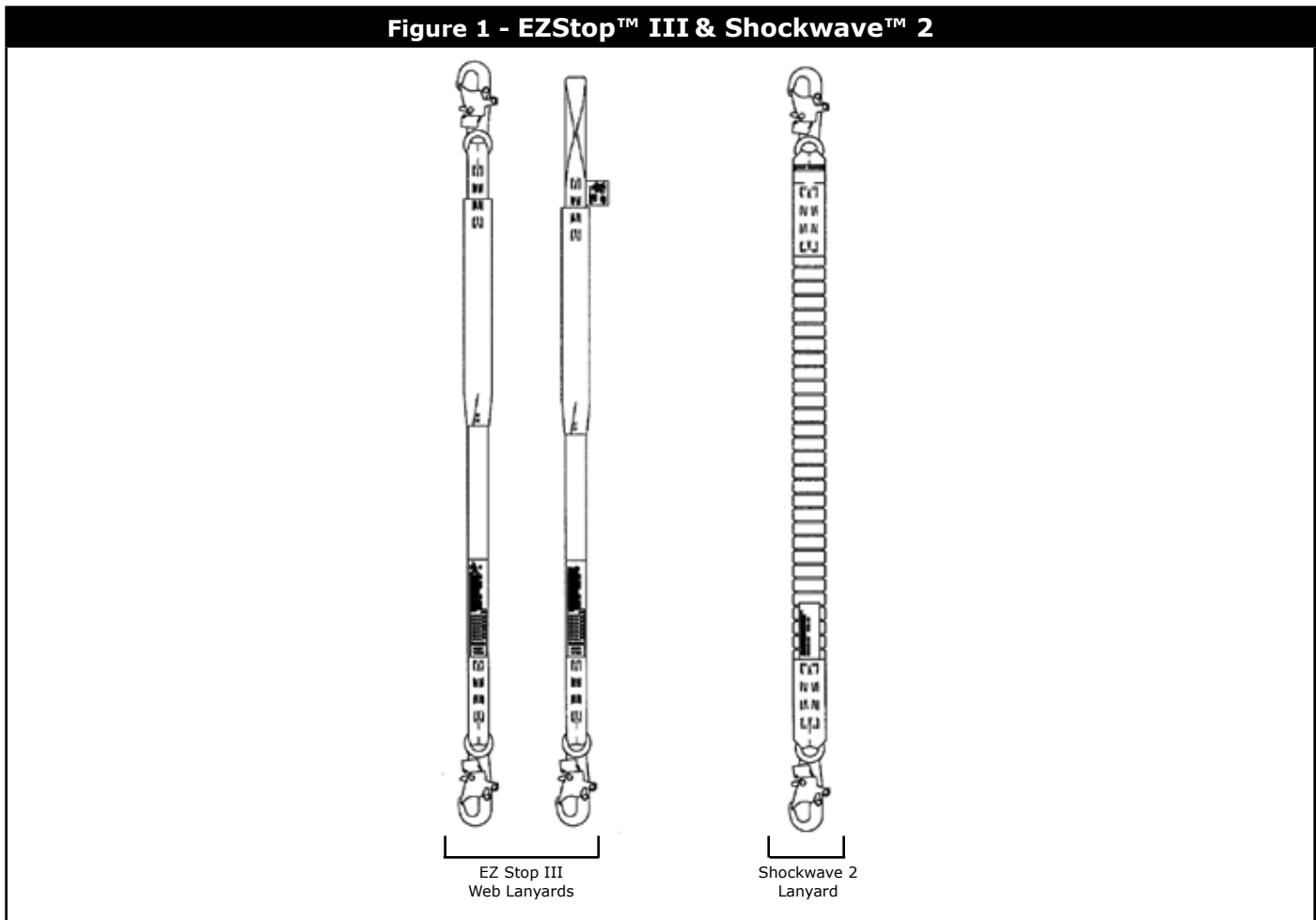




EZ Stop™ III & Shockwave™ 2
6 Foot Free Fall Energy Absorbing Lanyards
 Model Number: (see Table 2)

SUPPLEMENT FOR USER INSTRUCTION 5902143.
EZ STOP™ III & SHOCKWAVE2™ 6 FOOT FREE FALL
ENERGY ABSORBING LANYARDS.

This Supplemental Instruction contains information specific to 6 Foot Free Fall EZ Stop III and Shockwave2 Energy Absorbing Lanyards that meet the ANSI Z359.13 Personal Energy Absorbers - Energy Absorbing Lanyards Standard. It should be used with User Instruction Manual 5902143: Lanyards With Integral Energy Absorbers and Energy Absorber Components Used in Personal Fall Arrest Systems.



DESCRIPTION:

Figure 1 illustrates the EZ Stop III and Shockwave2 lanyard configurations. See Table 2 for a listing of the EZ Stop III and Shockwave2 lanyard models that meet ANSI Z359.13 6 foot free fall requirements.

3.6 PLAN: Plan your fall protection system before starting your work. Consider all factors that affect your system before, during, and after a fall. Aspects to consider include the following.

Table 1 - Deployment Distance (inches)				
Free Fall (in)	Weight (lbs)			
		130	220	310
24		6	12	20
48		12	20	32
72		16	32	48

7.1 ANSI Z359.13 LANYARD SPECIFICATIONS:

- The maximum arresting force of DBI-SALA Energy Absorbing Lanyards and components when dynamically tested in accordance with ANSI Z359.13 is 1,800 lbs. (8 kN).
- The maximum elongation of the 6 Foot Free Fall Energy Absorbing Lanyard or Energy Absorber component when dynamically tested in accordance with ANSI Z359.13 is 48 in. (1.2 m).
- Maximum free fall distance must be no greater than 6 ft. (1.8 m) per federal law and ANSI Z359.13.

9.5 The following label must be attached to all ANSI Z359.13 6 Foot Free Fall Shocks:

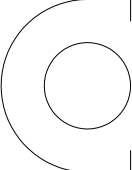
9502619 Rev. A

Warning: Maximum User Weight 130-310 lbs.

6ft. 900 lbs.

Maximum Free Fall Average Arresting Force
Forces may increase when cold and/or wet
Read Instructions Before Use

9.6 The following label must be attached to all ANSI Z359.13 6 foot Twin Leg Shocks:




Warning: Attach unused leg of y-lanyard to the lanyard keeper of the harness.

9502727 Rev. B

9.7 The following label must be attached to all ANSI Z359.13 6 Foot Free Fall EZ Stop III Shocks:

9507046 Rev. A



www.capitalsafety.com
Capital Safety
Red Wing, MN USA
+1-800-328-6146

EZ Stop III
SHOCK ABSORBER

ATTACH OPPOSITE END OF SHOCK ABSORBER TO FALL ARREST ATTACHMENT ELEMENT OF HARNESS


WARNING MANUFACTURER'S INSTRUCTIONS MUST BE READ AND UNDERSTOOD PRIOR TO USE. INSTRUCTIONS SUPPLIED WITH THIS PRODUCT AT TIME OF SHIPMENT MUST BE FOLLOWED. AVOID CONTACT WITH SHARP AND ABRASIVE EDGES. MAKE ONLY COMPATIBLE CONNECTIONS. NOT FLAME OR HEAT RESISTANT. DO NOT REMOVE THIS LABEL. FAILURE TO HEED WARNINGS AND INSTRUCTIONS COULD RESULT IN SERIOUS INJURY OR DEATH. ANY UNIT WHICH HAS SEEN FALL ARRESTING SERVICE SHOULD NOT BE USED AFTER SUCH SERVICE.


MAXIMUM ELONGATION: 48 IN. OSHA DECELERATION DISTANCE: 42 IN. CORE MATERIAL: POLYESTER JACKET MATERIAL: NYLON ISO 17025 ACCREDITED VERIFICATION TO ANSI Z359.7

PRODUCT COMPLIANCE THIS PRODUCT COMPLIES WITH THE FOLLOWING STANDARDS ONLY IF MARKED WITH THE CORRESPONDING LETTER CODE UNDER "STDS" SECTION BELOW.
B = OSHA C = ANSI A10.32 D = ASTM F887 E = ANSI Z359.3 F = ANSI Z359.4 G = ANSI Z359.13 H =

MFRD(YR/MO): LOT: MODEL NO: LENGTH(FT): STDS:

9.8 The following label must be attached to all ANSI Z359.13 6 Foot Free Fall Shockwave2 Shocks:





www.capitalsafety.com
Capital Safety
Red Wing, MN USA
+1-800-328-6146

9507354 Rev. B

INSPECT IMPACT INDICATOR FOR RUPTURED OR TORN RED STITCHING. IF STITCHING IS RUPTURED OR TORN, REMOVE FROM SERVICE. JACKET MATERIAL: NYLON

MAX. ELONGATION: 48 IN. OSHA DECELERATION DISTANCE: 42 IN. CORE MATERIAL: POLYESTER


ISO 17025 ACCREDITED VERIFICATION TO ANSI Z359.7


WARNING MANUFACTURER'S INSTRUCTIONS MUST BE READ AND UNDERSTOOD PRIOR TO USE. INSTRUCTIONS SUPPLIED WITH THIS PRODUCT AT TIME OF SHIPMENT MUST BE FOLLOWED. AVOID CONTACT WITH SHARP AND ABRASIVE EDGES. MAKE ONLY COMPATIBLE CONNECTIONS. NOT FLAME OR HEAT RESISTANT. DO NOT REMOVE THIS LABEL. FAILURE TO HEED WARNINGS AND INSTRUCTIONS COULD RESULT IN SERIOUS INJURY OR DEATH. ANY UNIT WHICH HAS SEEN FALL ARRESTING SERVICE SHOULD NOT BE USED AFTER SUCH SERVICE.

PRODUCT COMPLIANCE THIS PRODUCT COMPLIES WITH THE FOLLOWING STANDARDS ONLY IF MARKED WITH THE CORRESPONDING LETTER CODE UNDER "STDS" SECTION BELOW.
A = ANSI Z359.1 B = OSHA C = ANSI A10.32 D = ASTM F887 E = ANSI Z359.3 F = ANSI Z359.4 G = ANSI Z359.13 H =

MFRD(YR/MO): LOT: MODEL NO: LENGTH(FT): STDS:

9.9 The following label must be attached to all ANSI Z359.13 6 Foot Free Fall ArcFlash Shockwave2 Shocks:





www.capitalsafety.com
Capital Safety
Red Wing, MN USA
(800) 328-6146

9507027 Rev. A

INSPECT IMPACT INDICATOR FOR RUPTURED OR TORN RED STITCHING. IF STITCHING IS RUPTURED OR TORN, REMOVE FROM SERVICE. JACKET MATERIAL: NOMEX/KEVLAR

MAX. ELONGATION: 48 IN. OSHA DECELERATION DISTANCE: 42 IN. CORE MATERIAL: POLYESTER


ISO 17025 ACCREDITED VERIFICATION TO ANSI Z359.7


WARNING MANUFACTURER'S INSTRUCTIONS MUST BE READ AND UNDERSTOOD PRIOR TO USE. INSTRUCTIONS SUPPLIED WITH THIS PRODUCT AT TIME OF SHIPMENT MUST BE FOLLOWED. AVOID CONTACT WITH SHARP AND ABRASIVE EDGES. MAKE ONLY COMPATIBLE CONNECTIONS. NOT FLAME OR HEAT RESISTANT. DO NOT REMOVE THIS LABEL. FAILURE TO HEED WARNINGS AND INSTRUCTIONS COULD RESULT IN SERIOUS INJURY OR DEATH. ANY UNIT WHICH HAS SEEN FALL ARRESTING SERVICE SHOULD NOT BE USED AFTER SUCH SERVICE.

PRODUCT COMPLIANCE THIS PRODUCT COMPLIES WITH THE FOLLOWING STANDARDS ONLY IF MARKED WITH THE CORRESPONDING LETTER CODE UNDER "STDS" SECTION BELOW.
A = ANSI Z359.1-99 B = OSHA C = ANSI A10.32-2004 D = ASTM F887-2005 E = ANSI Z359.3-07 F = ANSI Z359.4-07 G = ANSI Z359.11-07 H =

MFRD(YR/MO): LOT: MODEL NO: LENGTH(FT): STDS:

9.10 The following label must be attached to all ANSI Z359.13 6 Foot Free Fall TieBack Shockwave2 Shocks:





www.capitalsafety.com
Capital Safety
Red Wing, MN, USA
+1-800-328-6146

9507028 Rev. A

INSPECT IMPACT INDICATOR FOR RUPTURED OR TORN RED STITCHING. IF STITCHING IS RUPTURED OR TORN, REMOVE FROM SERVICE. JACKET MATERIAL: POLYESTER

MAX. ELONGATION: 48 IN. OSHA DECELERATION DISTANCE: 42 IN. CORE MATERIAL: POLYESTER

ISO 17025 ACCREDITED VERIFICATION TO ANSI Z359.7

WARNING MANUFACTURER'S INSTRUCTIONS MUST BE READ AND UNDERSTOOD PRIOR TO USE. INSTRUCTIONS SUPPLIED WITH THIS PRODUCT AT TIME OF SHIPMENT MUST BE FOLLOWED. AVOID CONTACT WITH SHARP AND ABRASIVE EDGES. MAKE ONLY COMPATIBLE CONNECTIONS. NOT FLAME OR HEAT RESISTANT. DO NOT REMOVE THIS LABEL. FAILURE TO HEED WARNINGS AND INSTRUCTIONS COULD RESULT IN SERIOUS INJURY OR DEATH. ANY UNIT WHICH HAS SEEN FALL ARRESTING SERVICE SHOULD NOT BE USED AFTER SUCH SERVICE.

PRODUCT COMPLIANCE THIS PRODUCT COMPLIES WITH THE FOLLOWING STANDARDS ONLY IF MARKED WITH THE CORRESPONDING LETTER CODE UNDER "STDS" SECTION BELOW.
A = ANSI Z359.13 B = OSHA C = ANSI A10.32-2004 D = ASTM F887-2005 E =

MFRD(YR/MO): LOT: MODEL NO: LENGTH(FT): STDS:

Table 2 - EZ Stop 6 Foot Free Fall Energy Absorbing Lanyards

Model	Lanyard Type	Length	Ends
1240778	Shockwave 2	6 FT	Shockwave2 100% 6' 9502116,2 2000118 Ends
1241327	EZ-Stop III	6 FT	S/A III WEB 6' HV Choker,9502116 Ends
1244006	EZ-Stop III	6 FT	S/A III WEB 6' 9502116 Ends
1244024	EZ-Stop III	6 FT	S/A III WEB 6' 9502116,9502058 Ends
1244027	EZ-Stop III	6 FT	S/A III WEB 6' 9502116,2000114 Ends
1244029	EZ-Stop III	6 FT	S/A III WEB 6' ALCOA 9502116 Ends
1244047	EZ-Stop III	6 FT	S/A III WEB 6' LG,ALCOA 9502116 Ends
1244048	EZ-Stop III	6 FT	S/A III WEB 6' LG,ALCOA 9502116,9502058 Ends
1244103	EZ-Stop III	6 FT	S/A III WEB 6' Choker,9502116 Ends
1244306	Shockwave 2	6 FT	Shockwave2 6' 9502116 Ends
1244307	Shockwave 2	6 FT	Shockwave2 6' 2100045 Ends
1244310	Shockwave 2	6 FT	Shockwave2 6' Choker,9502116 Ends
1244311	Shockwave 2	6 FT	Shockwave2 6' 9502116,9502058 Ends
1244313	Shockwave 2	6 FT	Shockwave2 6' 9502116,2000114 Ends
1244319	Shockwave 2	8 FT	Shockwave2 8' 9502116 Ends
1244321	Shockwave 2	6 FT	Shockwave2 6' 9502116,2109193 Ends
1244325	Shockwave 2	6 FT	Shockwave2 6' 2100045,9502058 Ends
1244329	Shockwave 2	6 FT	Shockwave2 6' Choker,2109193 Ends
1244344	Shockwave 2	6 FT	Shockwave2 6' Choker,2000114 Ends
1244354	Shockwave 2	6 FT	Shockwave2 6' 9502116 Ends,ID Label
1244357	Shockwave 2	6 FT	Shockwave2 6' NB 9502116 Ends
1244360	Shockwave 2	6 FT	Shockwave2 6' 9502116,2000125 P Form
1244406	Shockwave 2	6 FT	Shockwave2 100% 6' 9502116 Ends
1244409	Shockwave 2	6 FT	Shockwave2 100% 6' 9502116,2 9502058 Ends
1244411	Shockwave 2	6 FT	Shockwave2 100% 6' 9502116,2 2000114 Ends
1244412	Shockwave 2	6 FT	Shockwave2 100% 6' 9502116,2 2109193 Ends
1244415	Shockwave 2	6 FT	Shockwave2 100% 6' 9502195,2 2000114 Ends
1244420	Shockwave 2	6 FT	Shockwave2 100% 6' Choker,2 2109193 Ends
1244430	Shockwave 2	6 FT	Shockwave2 100% 6' 2 9502116,1 9502058 Ends
1244441	Shockwave 2	6 FT	Shockwave2 100% 6'ID Label 1 9502116,2 9502058 Ends
1244442	Shockwave 2	6 FT	Shockwave2 100% 6'ID Label3 9502116 Ends
1244448	Shockwave 2	6 FT	Shockwave2 100% 6' 9502116,2 2000125 P FORM
1244455	Shockwave 2	6 FT	Shockwave2 100% 6' 9502116 Ends,9503879
1244456	Shockwave 2	6 FT	Shockwave2 100% 6' 9502116,2109193,9503879
1244459	Shockwave 2	6 FT	Shockwave2 100% 6' 9502116,2000125,9503879
1244475	Shockwave 2	6 FT	Shockwave2 6' 9502116,9503879,2109193E
1244477	Shockwave 2	6 FT	Shockwave2 6' 9502116,9503879,2000125
1244650	Shockwave 2	6 FT	Shockwave2 Tie B 6' , 9502116,9504413 Ends
1244675	Shockwave 2	6 FT	Shockwave2 Tie B 100% 6' ,9502116,2 9504413 Ends
1244676	Shockwave 2	6 FT	Shockwave2 Tie B 100% 6' 9502116,2 9501804 Ends
1244700	Shockwave 2	6 FT	Shockwave2 Tie B single with rescue ring
1244725	Shockwave 2	6 FT	Shockwave2 Tie B single with rescue ring
1244750	Shockwave 2	6 FT	Shockwave2 100% 6' Rescue 9502116,2 2109193 Ends
1244751	Shockwave 2	6 FT	Shockwave2 100% 6' Rescue 9502116,2 9502058 Ends
1244752	Shockwave 2	6 FT	Shockwave2 100% 6' Rescue 9502116,2 2000001 Ends
1244801	Shockwave 2	6 FT	Shockwave2 100% 6' 9502116 2 2000114,2 9502116 Ends

NOTE: Additional models may appear on the next printing of these instructions.

NOTE: Only models marked to ANSI Z359.13 meet these requirements.

LIMITED LIFETIME WARRANTY

Warranty to End User: D B Industries, Inc., dba CAPITAL SAFETY USA ("CAPITAL SAFETY") warrants to the original end user ("End User") that its products are free from defects in materials and workmanship under normal use and service. This warranty extends for the lifetime of the product from the date the product is purchased by the End User, in new and unused condition, from a CAPITAL SAFETY authorized distributor. CAPITAL SAFETY'S entire liability to End User and End User's exclusive remedy under this warranty is limited to the repair or replacement in kind of any defective product within its lifetime (as CAPITAL SAFETY in its sole discretion determines and deems appropriate). No oral or written information or advice given by CAPITAL SAFETY, its distributors, directors, officers, agents or employees shall create any different or additional warranties or in any way increase the scope of this warranty. CAPITAL SAFETY will not accept liability for defects that are the result of product abuse, misuse, alteration or modification, or for defects that are due to a failure to install, maintain, or use the product in accordance with the manufacturer's instructions.

CAPITAL SAFETY'S WARRANTY APPLIES ONLY TO THE END USER. THIS WARRANTY IS THE ONLY WARRANTY APPLICABLE TO OUR PRODUCTS AND IS IN LIEU OF ALL OTHER WARRANTIES AND LIABILITIES, EXPRESSED OR IMPLIED. CAPITAL SAFETY EXPRESSLY EXCLUDES AND DISCLAIMS ANY IMPLIED WARRANTIES OF MERCHANTABILITY OR FITNESS FOR A PARTICULAR PURPOSE, AND SHALL NOT BE LIABLE FOR INCIDENTAL, PUNITIVE OR CONSEQUENTIAL DAMAGES OF ANY NATURE, INCLUDING WITHOUT LIMITATION, LOST PROFITS, REVENUES, OR PRODUCTIVITY, OR FOR BODILY INJURY OR DEATH OR LOSS OR DAMAGE TO PROPERTY, UNDER ANY THEORY OF LIABILITY, INCLUDING WITHOUT LIMITATION, CONTRACT, WARRANTY, STRICT LIABILITY, TORT (INCLUDING NEGLIGENCE) OR OTHER LEGAL OR EQUITABLE THEORY.



A Capital Safety Company

CSG USA & Latin America

3833 SALA Way
Red Wing, MN 55066-5005
Toll Free: 800.328.6146
Phone: 651.388.8282
Fax: 651.388.5065
solutions@capitalsafety.com

CSG Canada

260 Export Boulevard
Mississauga, ON L5S 1Y9
Phone: 905.795.9333
Toll-Free: 800.387.7484
Fax: 888.387.7484
info.ca@capitalsafety.com

CSG Northern Europe

Unit 7 Christleton Court
Manor Park
Runcorn
Cheshire, WA7 1ST
Phone: + 44 (0)1928 571324
Fax: + 44 (0)1928 571325
csgne@capitalsafety.com

CSG EMEA (Europe, Middle East, Africa)

Le Broc Center
Z.I. 1ère Avenue
5600 M B.P. 15 06511
Carros
Le Broc Cedex
France
Phone: + 33 4 97 10 00 10
Fax: + 33 4 93 08 79 70
information@capitalsafety.com

CSG Australia & New Zealand

95 Derby Street
Silverwater
Sydney NSW 2128
AUSTRALIA
Phone: +(61) 2 8753 7600
Toll-Free : 1 800 245 002 (AUS)
Toll-Free : 0800 212 505 (NZ)
Fax: +(61) 2 87853 7603
sales@capitalsafety.com.au

CSG Asia

Singapore:
16S, Enterprise Road
Singapore 627666
Phone: +65 - 65587758
Fax: +65 - 65587058
inquiry@capitalsafety.com

Shanghai:

Rm 1406, China Venturetech Plaza
819 Nan Jing Xi Rd,
Shanghai 200041, P R China
Phone: +86 21 62539050
Fax: +86 21 62539060

www.capitalsafety.com



Certificate No. FM 39709