

Type _____

Project _____

Catalog No. _____

Lamp/Wattage _____

NT-300 Series Single Circuit Track System & Accessories

PRODUCT DESCRIPTION

Low profile, extruded aluminum track with 20-Amp rated flat, solid integral copper conductors. Track is safely grounded by a dedicated copper conductor. Variety of connectors and accessory parts available.

Note: Nora Track is NOT approved for use with remote transformers. Low voltage fixtures requires a transformer for each fixture, can be purchased as a separate item or a fixture with transformer included.

CONSTRUCTION

Extrusion

0.030 die cast aluminum construction with 0.045 PVC insulators holding 18-gauge flat copper conductor wiring. Polarity groove is located on face of track to indicate location of grounding conductor.

Electrical

Voltage: 120V 60Hz / 10A Max.

Maximum Wattage: 1100 watts

Polarity Groove

Each track section includes a groove on the surface of the extrusion. This groove must be continuous throughout the track run. Track heads also have a polarity arrow, which must coincide with the track's polarity groove.

End Cap

Two dead end caps with screws are included with each track section.

Mounting

The track may be surface, stem, or cable mounted (see page 5). All lengths can be field cut. Surface mounting hardware included with each track section.

Compatibility

Nora track heads are compatible with Halo or any other brands configured to Halo 3 wire track configuration.

Note: Wands and monopoint canopies are generally not compatible with other manufacturers.

Dimming

Nora track may be dimmed with any approved incandescent, magnetic low voltage, or electronic low voltage controls, depending on the track fixtures being used. Do not attempt to use 3-way or multi-phase neutral if dimming.

Labels and Listings

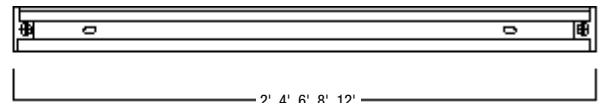
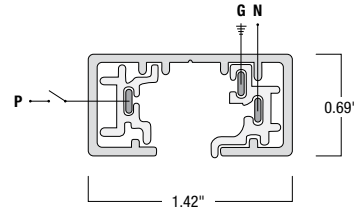
cULus Listed for indoor, dry location

Warranty:

1 Year Limited Warranty



DIMENSIONS



Length: 2', 4', 6', 8', 12'
Height: 0.69"
Width: 1.42"

One-Circuit Track

2' TRACK

- NT-301B: 2' Black Track, One-Circuit (24-1/4" actual length, including end caps)
- NT-301BZ: 2' Bronze Track, One-Circuit (24-1/4" actual length, including end caps)
- NT-301N: 2' Natural Metal Track, One-Circuit (24-1/4" actual length, including end caps)
- NT-301S: 2' Silver Track, One-Circuit (24-1/4" actual length, including end caps)
- NT-301W: 2' White Track, One-Circuit (24-1/4" actual length, including end caps)

4' TRACK

- NT-302B: 4' Black Track, One-Circuit (48-1/4" actual length, including end caps)
- NT-302BZ: 4' Bronze Track, One-Circuit (48-1/4" actual length, including end caps)
- NT-302N: 4' Natural Metal Track, One-Circuit (48-1/4" actual length, including end caps)
- NT-302S: 4' Silver Track, One-Circuit (48-1/4" actual length, including end caps)
- NT-302W: 4' White Track, One-Circuit (48-1/4" actual length, including end caps)

6' TRACK

- NT-303B: 6' Black Track, One-Circuit (72-1/4" actual length, including end caps)
- NT-303S: 6' Silver Track, One-Circuit (72-1/4" actual length, including end caps)
- NT-303W: 6' White Track, One-Circuit (72-1/4" actual length, including end caps)

8' TRACK

- NT-304B: 8' Black Track, One-Circuit (96-1/4" actual length, including end caps)
- NT-304BZ: 8' Bronze Track, One-Circuit (96-1/4" actual length, including end caps)
- NT-304N: 8' Natural Metal Track, One-Circuit (96-1/4" actual length, including end caps)
- NT-304S: 8' Silver Track, One-Circuit (96-1/4" actual length, including end caps)
- NT-304W: 8' White Track, One-Circuit (96-1/4" actual length, including end caps)

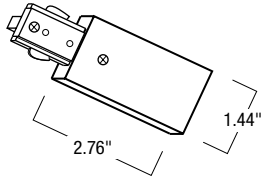
12' TRACK

- NT-331B: 12' Black Track, One-Circuit (144-1/4" actual length, including end caps)
- NT-331S: 12' Silver Track, One-Circuit (144-1/4" actual length, including end caps)
- NT-331W: 12' White Track, One-Circuit (144-1/4" actual length, including end caps)

One-Circuit Track Power Feeds

Live End Feed

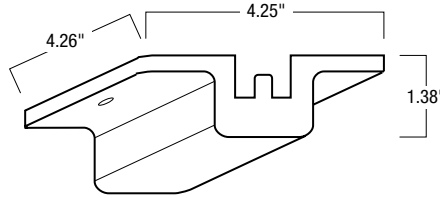
Powers track system from the end of a run. Bottom knockout allows direct feed with electrical connector. Left polarity end feeds can be used at the end of powered run to continue "or jump" to another track run.



- NT-316B:** Black Live End Feed, Right Polarity
- NT-316S:** Silver Live End Feed, Right Polarity
- NT-316W:** White Live End Feed, Right Polarity
- NT-316B/L:** Black Live End Feed, Left Polarity
- NT-316S/L:** Silver Live End Feed, Left Polarity
- NT-316W/L:** White Live End Feed, Left Polarity

Floating Canopy Feed

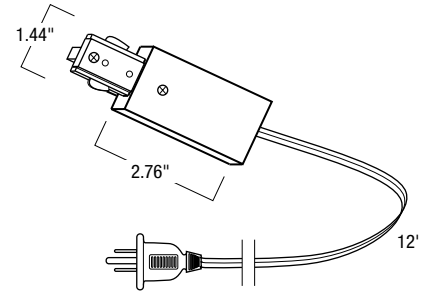
Mounts to a 4" or 3" octagon outlet box. Canopy can be placed anywhere along the track run to supply power.



- NT-307B:** Black Floating Canopy Feed
- NT-307S:** Silver Floating Canopy Feed
- NT-307W:** White Floating Canopy Feed

Cord and Plug Set

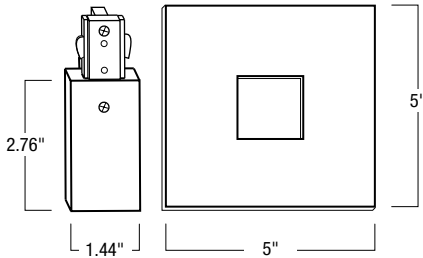
Powers track system from the end of a run. Supplied with a 10 amp 12' ground cord.



- NT-321B:** Black Cord and Plug Set
- NT-321S:** Silver Cord and Plug Set
- NT-321W:** White Cord and Plug Set

Live End Feed with Canopy

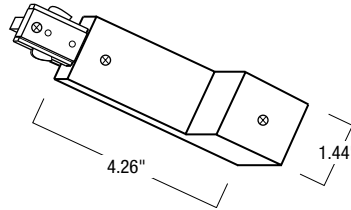
Canopy mounts to a 4" or 3" octagonal outlet box. Live end feed powers the track system from the end.



- NT-311B:** Black Live End Feed with Canopy
- NT-311S:** Silver Live End Feed with Canopy
- NT-311W:** White Live End Feed with Canopy

Live End Conduit Connector

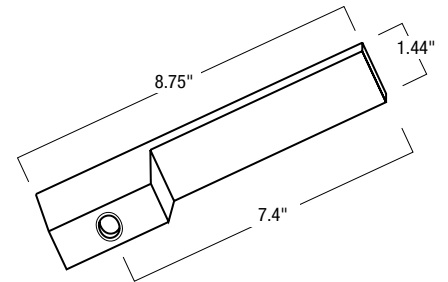
End feed which accepts 1/2" trade size conduit fitting through end knockout. Left polarity can also be used to jump power to another run.



- NT-328B:** Black Live End Conduit, Right Polarity
- NT-328S:** Silver Live End Conduit, Right Polarity
- NT-328W:** White Live End Conduit, Right Polarity
- NT-328B/L:** Black Live End Conduit, Left Polarity
- NT-328S/L:** Silver Live End Conduit, Left Polarity
- NT-328W/L:** White Live End Conduit, Left Polarity

Wire Way Cover

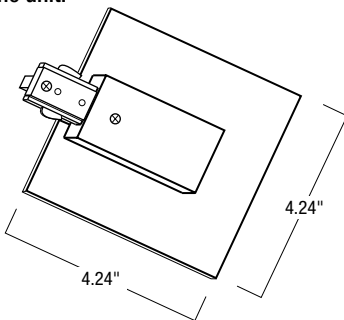
For track to be wired through pendant assembly kit. For use with live end feed, "I", "L", "T", "X", or Flexible Connectors.



- NT-326B:** Black Wire Way Cover
- NT-326S:** Silver Wire Way Cover
- NT-326W:** White Wire Way Cover

Live End Feed with Canopy

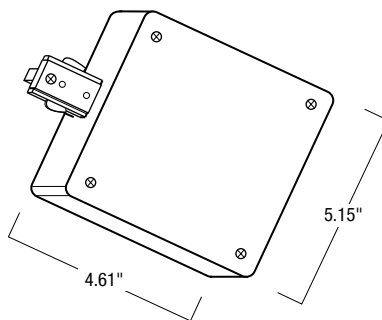
Canopy mounts to a 4" or 3" octagonal outlet box. Molded canopy and live end feed powers the track system from the end. Live end feed and canopy are one unit.



- NT-352B:** Black Live End Feed with Canopy
- NT-352S:** Silver Live End Feed with Canopy
- NT-352W:** White Live End Feed with Canopy

T-Bar End Feed

Outlet box for use with T-Bar ceilings. Includes two knockouts.



- NT-348B:** Black T-Bar End Feed
- NT-348S:** Silver T-Bar End Feed
- NT-348W:** White T-Bar End Feed

One-Circuit Track Power Feeds with Current Limiters

How to Order

1. Determine if you need an end or in-line feed.
2. Choose the finish of the current limiter.
2. Select the appropriate size circuit breaker based on the load consumed on the run.

Why and when to use a Nora Current Limiter?

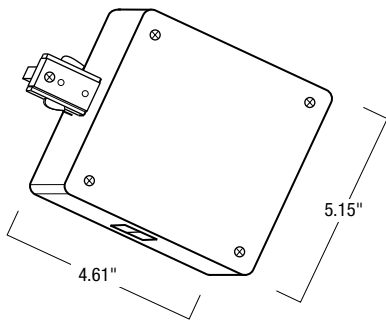
Use Nora's track current limiter in tough watts per square foot and Title 24 applications. Commercially and residentially, Title 24 and the NEC calculate the wattage of a line voltage track run by the length of the run, not by wattage consumed. NEC applies 45 watts per foot regardless of actual load.

Example: (3) 39W Fixtures on a 20' run would be calculated at 900W (20' at 45 watts)

With Nora's 1 amp current limiter track feed, this run is now limited to 120 watts. A savings of 780 watts in the watts per square foot and Title 24 calculations.

Live End Feed with Current Limiter

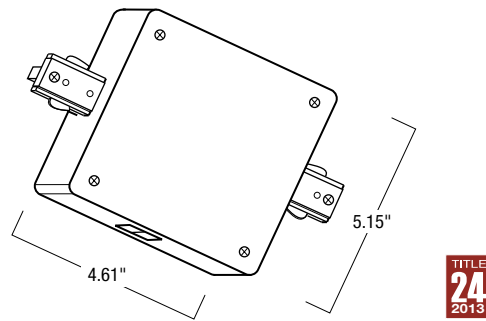
Powers track system from the end of a run. Includes two knockouts, tamper proof screw and can be utilized on hard, grid ceilings, or pendant suspended track. Current Limiter can be used as an on/off switch. Breaker features a "tripped" condition indicator. Can be used to meet Title 24 requirements and is UL Listed.



- NT-348B/1A:** Black Live End Feed with 1A Current Limiter
- NT-348S/1A:** Silver Live End Feed with 1A Current Limiter
- NT-348W/1A:** White Live End Feed with 1A Current Limiter
- NT-348B/2.5A:** Black Live End Feed with 2.5A Current Limiter
- NT-348S/2.5A:** Silver Live End Feed with 2.5A Current Limiter
- NT-348W/2.5A:** White Live End Feed with 2.5A Current Limiter
- NT-348B/5A:** Black Live End Feed with 5A Current Limiter
- NT-348S/5A:** Silver Live End Feed with 5A Current Limiter
- NT-348W/5A:** White Live End Feed with 5A Current Limiter
- NT-348B/7.5A:** Black Live End Feed with 7.5A Current Limiter
- NT-348S/7.5A:** Silver Live End Feed with 7.5A Current Limiter
- NT-348W/7.5A:** White Live End Feed with 7.5A Current Limiter
- NT-348B/10A:** Black Live End Feed with 10A Current Limiter
- NT-348S/10A:** Silver Live End Feed with 10A Current Limiter
- NT-348W/10A:** White Live End Feed with 10A Current Limiter
- NT-348B/12A:** Black Live End Feed with 12A Current Limiter
- NT-348S/12A:** Silver Live End Feed with 12A Current Limiter
- NT-348W/12A:** White Live End Feed with 12A Current Limiter
- NT-348B/14A:** Black Live End Feed with 14A Current Limiter
- NT-348S/14A:** Silver Live End Feed with 14A Current Limiter
- NT-348W/14A:** White Live End Feed with 14A Current Limiter

In-Line Feed with Current Limiter

Powers track system in between track units in a straight run. Includes two knockouts, tamper proof screw and can be utilized on hard, grid ceilings, or pendant suspended track. Current Limiter can be used as an on/off switch. Breaker features a "tripped" condition indicator. Can be used to meet Title 24 requirements and is UL Listed.

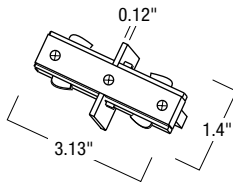


- NT-358B/1A:** Black In-Line End Feed with 1A Current Limiter
- NT-358S/1A:** Silver In-Line End Feed with 1A Current Limiter
- NT-358W/1A:** White In-Line End Feed with 1A Current Limiter
- NT-358B/2.5A:** Black In-Line End Feed with 2.5A Current Limiter
- NT-358S/2.5A:** Silver In-Line End Feed with 2.5A Current Limiter
- NT-358W/2.5A:** White In-Line End Feed with 2.5A Current Limiter
- NT-358B/5A:** Black In-Line End Feed with 5A Current Limiter
- NT-358S/5A:** Silver In-Line End Feed with 5A Current Limiter
- NT-358W/5A:** White In-Line End Feed with 5A Current Limiter
- NT-358B/7.5A:** Black In-Line End Feed with 7.5A Current Limiter
- NT-358S/7.5A:** Silver In-Line End Feed with 7.5A Current Limiter
- NT-358W/7.5A:** White In-Line End Feed with 7.5A Current Limiter
- NT-358B/10A:** Black In-Line End Feed with 10A Current Limiter
- NT-358S/10A:** Silver In-Line End Feed with 10A Current Limiter
- NT-358W/10A:** White In-Line End Feed with 10A Current Limiter
- NT-358B/12A:** Black In-Line End Feed with 12A Current Limiter
- NT-358S/12A:** Silver In-Line End Feed with 12A Current Limiter
- NT-358W/12A:** White In-Line End Feed with 12A Current Limiter
- NT-358B/14A:** Black In-Line End Feed with 14A Current Limiter
- NT-358S/14A:** Silver In-Line End Feed with 14A Current Limiter
- NT-358W/14A:** White In-Line End Feed with 14A Current Limiter

One-Circuit Track Connectors

Straight Connector (Seamless)

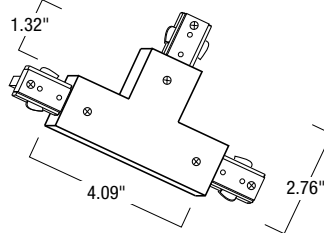
Used to connect two pieces of track together and carry the electricity. Cannot be used a power feed.



- NT-310B:** Black Straight Connector
- NT-310S:** Silver Straight Connector
- NT-310W:** White Straight Connector

"T" Connector

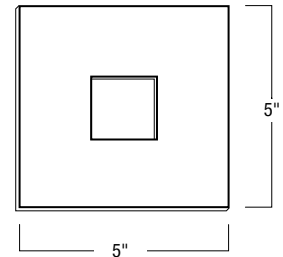
Used to connect three pieces of track together in a "T" shape and carry the electricity. Can be used a power feed with one knockout.



- NT-314B:** Black "T" Connector, Right Polarity
- NT-314S:** Silver "T" Connector, Right Polarity
- NT-314W:** White "T" Connector, Right Polarity
- NT-314B/L:** Black "T" Connector, Left Polarity
- NT-314S/L:** Silver "T" Connector, Left Polarity
- NT-314W/L:** White "T" Connector, Left Polarity

Outlet Box Cover

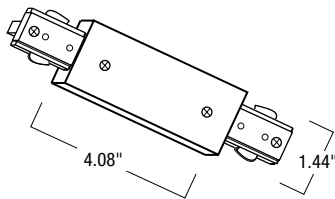
Mounts to a 4" or 3" octagonal outlet box. Can be used at any feed connection (live end feed, "I", "L", "T", "X", or Flexible Connectors).



- NT-320B:** Black Outlet Box Cover
- NT-320S:** Silver Outlet Box Cover
- NT-320W:** White Outlet Box Cover

"I" Connector

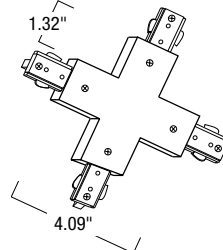
Used to connect two pieces of track together and carry the electricity. Can be used a power feed with one knockout.



- NT-312B:** Black "I" Connector
- NT-312S:** Silver "I" Connector
- NT-312W:** White "I" Connector

"X" Connector

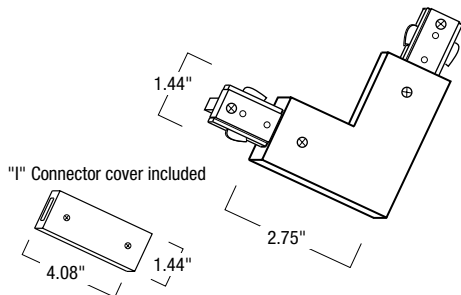
Used to connect four pieces of track together in a "X" shape and carry the electricity. Can be used a power feed with one knockout.



- NT-315B:** Black "X" Connector, Right Polarity
- NT-315S:** Silver "X" Connector, Right Polarity
- NT-315W:** White "X" Connector, Right Polarity
- NT-315B/L:** Black "X" Connector, Left Polarity
- NT-315S/L:** Silver "X" Connector, Left Polarity
- NT-315W/L:** White "X" Connector, Left Polarity

"L" Connector

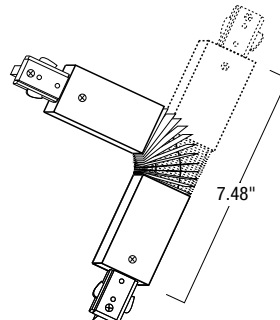
Used to connect two pieces of track together in a right angle and carry the electricity. Can be used a power feed with one knockout. Can be adjusted to accommodate left and right polarity. Includes "I" Connector cover to convert into straight connector.



- NT-313B:** Black "L" Connector
- NT-313S:** Silver "L" Connector
- NT-313W:** White "L" Connector

Flexible Connector

Used to connect two pieces of track together and carry the electricity for any angle between 0° to 90° and flexible horizontally or vertically. Can be used a power feed with two knockouts.



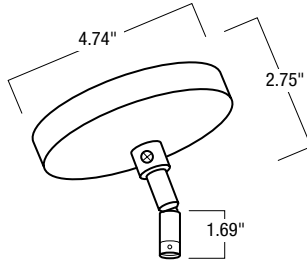
- NT-309B:** Black Flexible Connector
- NT-309S:** Silver Flexible Connector
- NT-309W:** White Flexible Connector

One-Circuit Track Suspension

Sloped Ceiling Adapter

Adjust from 0° to 90°. Mounts to a 4" or 3" octagon outlet box. Use one at each end of track, and every 4' in between. Use additional stems for additional support. Power is fed to the track with the stem closest to the track feed-in point. To be used with pendant assembly kit.

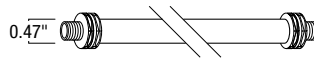
Not recommended for wall mounting.



- NT-349B:** Black Sloped Ceiling Adapter
- NT-349S:** Silver Sloped Ceiling Adapter
- NT-349W:** White Sloped Ceiling Adapter

Stem for Pendant Assembly Kit


Replaces existing stem in a pendant. Custom lengths can be created by using NRA-82 coupler to join two stems together.



- NRA-132/48B:** Black 48" Stem
- NRA-132/48S:** Silver 48" Stem
- NRA-132/48W:** White 48" Stem
- NRA-132/72B:** Black 72" Stem
- NRA-132/72S:** Silver 72" Stem
- NRA-132/72W:** White 72" Stem
- NRA-132/96B:** Black 96" Stem
- NRA-132/96S:** Silver 96" Stem
- NRA-132/96W:** White 96" Stem

Suspension Kit

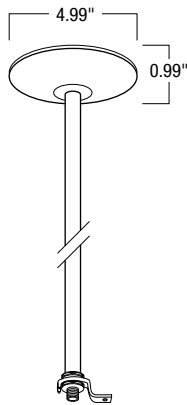
Mounts track from high ceiling applications. Use one at each end of track, and every 4' in between. Use additional kits for additional support. Includes mounting hardware for wood, drywall, and T-Bar installations. Available with 8' or 20' aircraft cable.



- NT-355/8:** Suspension Kit, 8' Aircraft Cable
- NT-355/20:** Suspension Kit, 20' Aircraft Cable

Pendant Assembly Kit

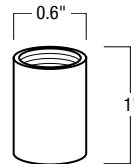
Mounts to a 4" or 3" octagon outlet box. Use one at each end of track, and every 4' in between. Use additional stems for additional support. Power is fed to the track with the stem closest to the track feed-in point. Longer stem lengths are available, see NRA-132. Custom lengths can be created by using NRA-82 coupler to join two stems together.



- NT-305B:** Black 18" Pendant Assembly Kit
- NT-305S:** Silver 18" Pendant Assembly Kit
- NT-305W:** White 18" Pendant Assembly Kit
- NT-306B:** Black 24" Pendant Assembly Kit
- NT-306S:** Silver 24" Pendant Assembly Kit
- NT-306W:** White 24" Pendant Assembly Kit
- NT-336B:** Black 36" Pendant Assembly Kit
- NT-336S:** Silver 36" Pendant Assembly Kit
- NT-336W:** White 36" Pendant Assembly Kit
- NT-329B:** Black 48" Pendant Assembly Kit
- NT-329S:** Silver 48" Pendant Assembly Kit
- NT-329W:** White 48" Pendant Assembly Kit

Stem Coupler

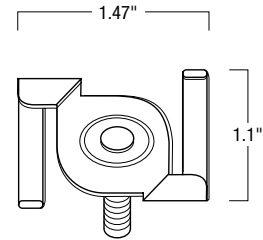
Used to combine two stems together and create custom stem lengths.



- NRA-82B:** Black Stem Coupler
- NRA-82S:** Silver Stem Coupler
- NRA-82W:** White Stem Coupler

T-Bar Attachment Clip

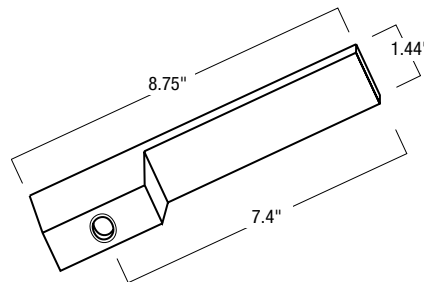
Attaches track to T-Bar drop ceiling. Use one at each end of track, and every 4' in between. Use additional clips for additional support.



- NT-332:** 15/16" T-Bar Attachment Clip

Wire Way Cover

For track to be wired through pendant assembly kit. For use with live end feed, "I", "L", "T", "X", or Flexible Connectors.

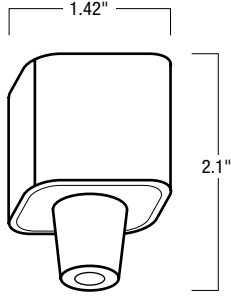


- NT-326B:** Black Wire Way Cover
- NT-326S:** Silver Wire Way Cover
- NT-326W:** White Wire Way Cover

One-Circuit Track Accessories

Line Voltage Pendant Adapter

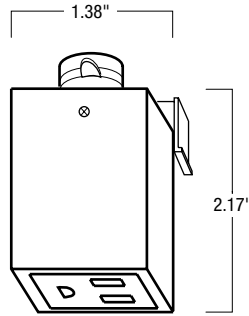
Allows pendant to be suspended from track system. Includes strain relief and supports up to 10lbs.



- NT-317B: Black Pendant Adapter
- NT-317S: Silver Pendant Adapter
- NT-317W: White Pendant Adapter
- NT-317B/J: Black Pendant Adapter (Juno Compatible)
- NT-317S/J: Silver Pendant Adapter (Juno Compatible)
- NT-317W/J: White Pendant Adapter (Juno Compatible)

Outlet Adapter

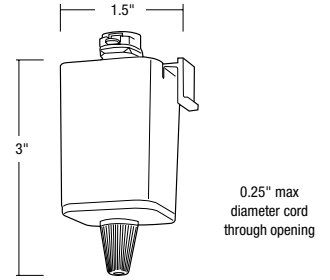
Ground receptacle powered by Track.



- NT-327B: Black Outlet Adapter
- NT-327S: Silver Outlet Adapter
- NT-327W: White Outlet Adapter

Pendant Track Adapter

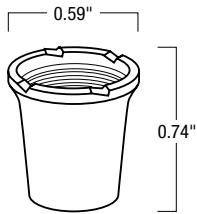
Easily adapts a pendant fixture to track. Large compartment makes wiring quick and simple. Includes strain relief.



- NT-368B: Black Pendant Track Adapter
- NT-368S: Silver Pendant Track Adapter
- NT-368W: White Pendant Track Adapter
- NT-368B/J: Black Pendant Track Adapter (Juno Compatible)
- NT-368S/J: Silver Pendant Track Adapter (Juno Compatible)
- NT-368W/J: White Pendant Track Adapter (Juno Compatible)

Replacement Strain Relief for Pendant Adapter

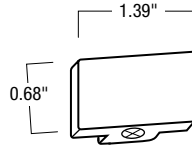
Applies a strain relief to pendant adapter. Replaces strain relief included with line voltage pendant adapter (NT-317).



- NRA-84: Black Strain Relief
- NRA-84S: Silver Strain Relief
- NRA-85: White Strain Relief

Dead End Cap

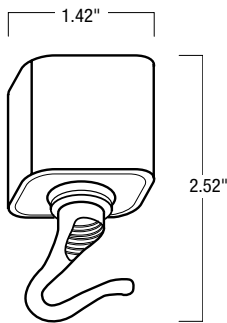
Replaces end cap included with each individual track. Each individual track includes (2) dead end caps.



- NT-318B: Black Dead End Cap
- NT-318S: Silver Dead End Cap
- NT-318W: White Dead End Cap

Utility Hook

Allows chain hung fixtures up to 30lbs. to be suspended from track system. Non-electrical.

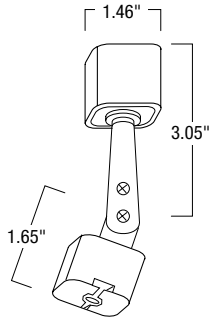


- NT-308B: Black Utility Hook
- NT-308S: Silver Utility Hook
- NT-308W: White Utility Hook

Track Head Accessories

Slope Adapter for Nora Lighting Track Fixtures

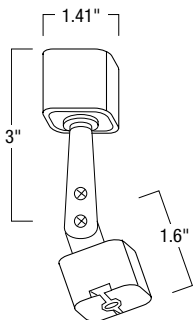
For use with Nora Lighting Track Fixtures to be mounted on Nora Lighting Track System in a sloped ceiling application.



- NT-333B:** Black Slope Adapter for Nora Fixtures
- NT-333S:** Silver Slope Adapter for Nora Fixtures
- NT-333W:** White Slope Adapter for Nora Fixtures

Slope Adapter for J-Style Track Fixtures

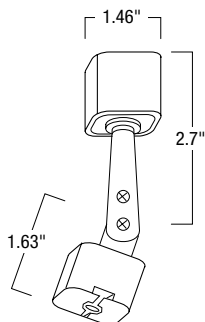
For use with J-Style Track Fixtures to be mounted on Nora Lighting Track System in a sloped ceiling application.



- NT-334B:** Black Slope Adapter for J-Style Fixtures
- NT-334S:** Silver Slope Adapter for J-Style Fixtures
- NT-334W:** White Slope Adapter for J-Style Fixtures

Slope Adapter for J-Style Track System

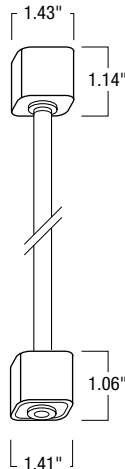
For use with Nora Lighting Track Fixtures to be mounted on J-Style Track System in a sloped ceiling application. Includes On/Off switch.



- NT-335B:** Black Slope Adapter for Nora Fixtures
- NT-335S:** Silver Slope Adapter for Nora Fixtures
- NT-335W:** White Slope Adapter for Nora Fixtures

Extension Rod

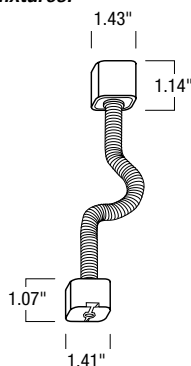
Extends the length a track fixture is suspended from the track, monopoint (NT-319, NT-347, NT-366), or transformer (NTL-2200).



- NT-322B:** Black 18" Extension Rod
- NT-322S:** Silver 18" Extension Rod
- NT-322W:** White 18" Extension Rod
- NT-323B:** Black 24" Extension Rod
- NT-323S:** Silver 24" Extension Rod
- NT-323W:** White 24" Extension Rod
- NT-324B:** Black 36" Extension Rod
- NT-324S:** Silver 36" Extension Rod
- NT-324W:** White 36" Extension Rod
- NT-325B:** Black 48" Extension Rod
- NT-325S:** Silver 48" Extension Rod
- NT-325W:** White 48" Extension Rod

Flexible Extension Rod

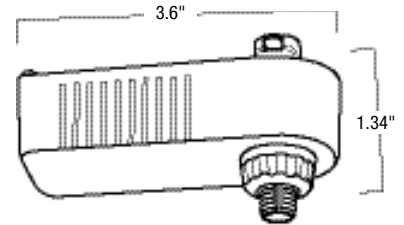
Extends the length a track fixture is suspended from the low voltage transformer (NTL-2200). For use with NTL-2200 series or small lighter weight track fixtures.



- NT-330B:** Black 18" Flexible Extension Rod
- NT-330W:** White 18" Flexible Extension Rod

QuickJack Adapter for Track

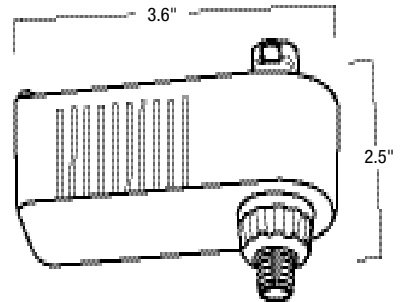
Allows Nora Rail QuickJack Fixtures and Pendants (NRS66 Series) to be used on Track System. Includes 20W-50W integral electronic low voltage transformer that can be dimmed with electronic low voltage dimmer.



- NT-370B:** Black QuickJack Adapter for Track
- NT-370S:** Silver QuickJack Adapter for Track
- NT-370W:** White QuickJack Adapter for Track

Versa QuickJack Adapter for Track

Allows Nora Rail QuickJack Fixtures and Pendants (NRS66 Series) to be used on Track System. Compatible with most LED and Halogen MR16 lamp 3W-60W.



- NTE-370B:** Black Versa QuickJack Adapter for Track
- NTE-370S:** Silver Versa QuickJack Adapter for Track
- NTE-370W:** White Versa QuickJack Adapter for Track