



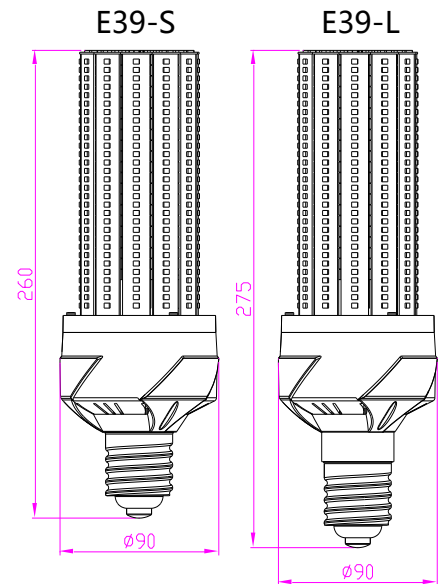
NAME: LED Corn Light
P/N: 2775

Advantage

- UL、CUL certificate
- E39 lamp base
- 360 degree lighting, high CRI.
- Can be with Longer or short Plastic Housing.
- Big heat sink, double SUNON fans.
- Internal driver, input voltage AC100-277V.
- New style and high efficient wide-range input.
- Long lifespan and good heat dissipation.
- Direct replacement for Metal Halide, Easy Installation.
- Fits many different fixtures to replace traditional lamps.

Application

Replacement Lamps for Outdoor Pole/Arm-mounted Decorative Luminaires



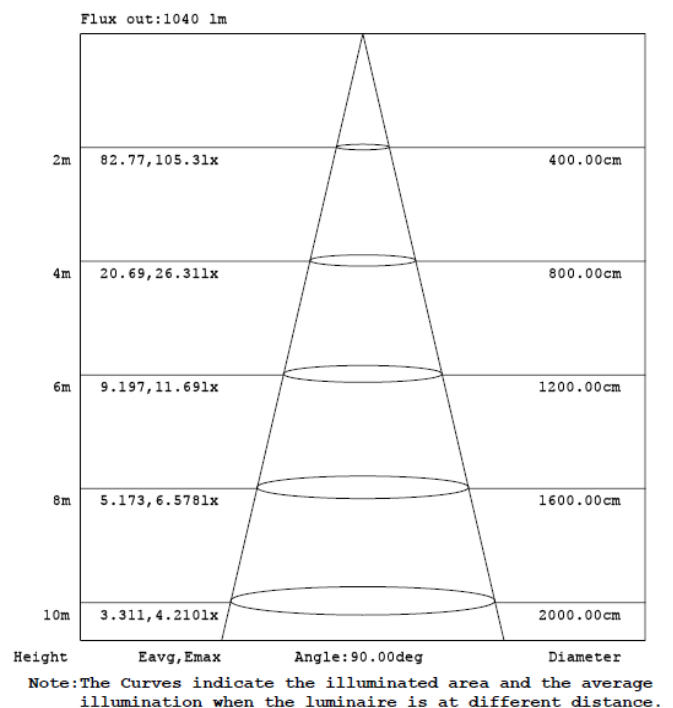
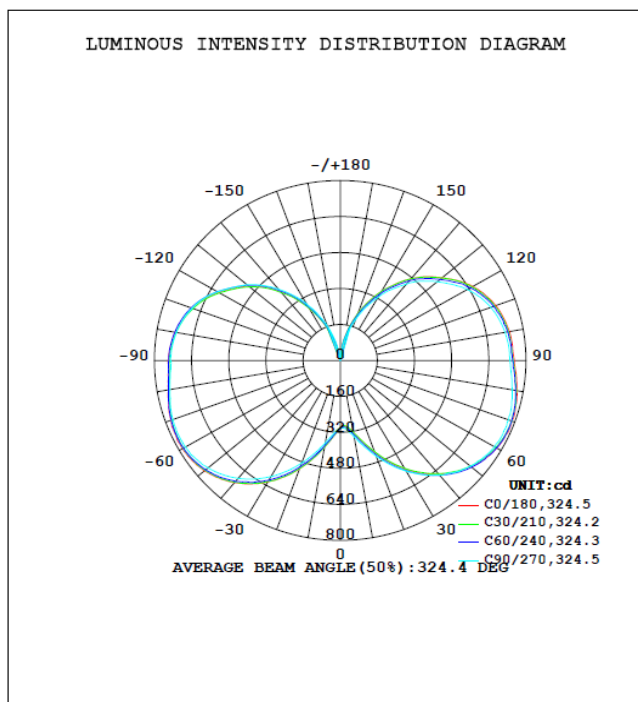
E39-S: Short Plastic Housing

E39-L: Longer Plastic Housing

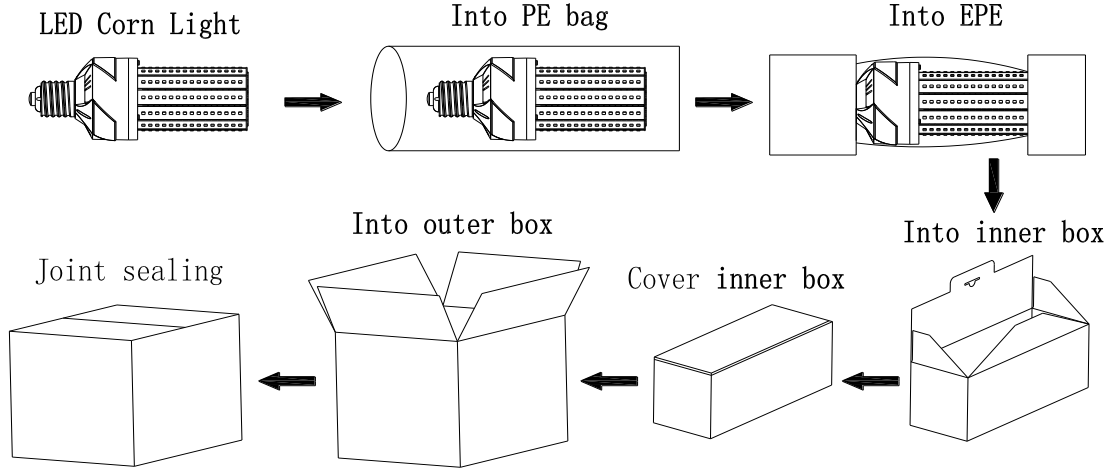
PRODUCT SPECIFICATIONS	
Product name	LED Corn Light
Part No	2775
Light Type	Corn Light
Dimension	Φ90*260 MM(E39-S)、Φ90*275 MM(E39-L)
Technical Characteristic	
Color temperature	4000K、5000K、5700K
CRI	> 80
Lumen	6300-7200 LM
Lumen Efficacy	105-120 LM/W
Input Power	60 W
Viewing Angle	360 degree
Input Voltage	AC100-277V 50/60Hz
PFC	>90%
Equivalent	500W incandescent / 150W CFL
Waterproof Rating	IP40
MATERIALS	
LED Brand	EPISTAR
LED Type	SMD2835
LED QTY	400 PCS
Housing	PC+AL
Housing color	White+Grey
OTHERS	
Operating Temperature	-20°C TO 45°C
Operating Humidity	20%-70% RH
Storage Temperature	-30°C TO 80°C
Storage Humidity	10%-75% RH
Application	Indoor/Outdoor
Safety Certification	UL、CUL
Warranty Time	5 Years

Remark: The testing data comes directly from the product test.

DATA OF LAMP		PHOTOMETRIC DATA Eff: 125.53 lm/W			
MODEL		I _{max} (cd)	789.3	S/MH (C0/180)	2.75
NOMINAL POWER (W)	60	LOR (%)	100.0	S/MH (C90/270)	2.74
RATED VOLTAGE (V)	230	TOTAL FLUX (lm)	7791.8	η UP, DN (C0-180)	22.4, 27.8
NOMINAL FLUX (lm)	7791.8	CIE CLASS	DIFFUSE	η UP, DN (C180-360)	21.7, 28.1
LAMPS INSIDE	1	η up (%)	44.1	CIBSE SHR NOM	2.00
TEST VOLTAGE (V)	230	η down (%)	55.9	CIBSE SHR MAX	0.00



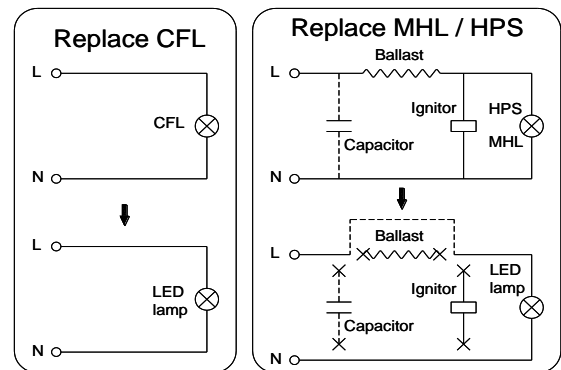
Package



	Size (E39-S)	Size (E39-L)	Qty/ Carton	Net Weight/ Carton	Gross Weight/ Carton
Inner box	290*120*120 MM	310*120*120 MM	1 PC	0.44 KG	0.59 KG
Outer box	495*375*305 MM	495*375*325 MM	12 PCS	5.3 KG	8.2 KG

Notice For User

- Must turn off power before installing or changing assembly parts.
- The input voltage and lamps should be matched, after connecting the power line, please make sure the wiring section is insulated.
- Make sure to remove or bypass the ballast in the fixtures before installing the lamps.
- Suitable for damp locations. Do not use with dimmers.
- Suitable for use in enclosed luminaires, min. lamp compartment dimensions: 440*260*260MM.
- Must be installed and maintained by a licensed electrician.



Trouble Shooting

Problem	Check points
Lamp Flickering	Turn off the power and turn on again in 3 minutes. Contact dealer, if the same problem occurs
Lamp does not turn on	Please check the connection